

# 1 Amazing art

## Lesson 1 Vocabulary

## Footprints Club News

1 CD1 • 06 Match the words and pictures. Listen and check.

### Footprints Art Club

Do you want to create some exciting art with Tanya?



Come along to the Footprints Art Club!

#### Art and crafts

string	sketch pad	watercolours	tape
chalk	paintbrush	oil paints	canvas
card	felt-tip pens	crayons	clay

3 Read and answer the questions.

Hi everybody,

Did you know that there are art classes at the Footprints Club every Thursday? You can learn about different art materials at the classes. You can try painting with oil paints and watercolours or you can learn how to draw with chalk and pencils. You can create a sculpture with clay, too. There are lots of fun and exciting art projects to do. You don't need to bring any materials, but you must bring an overall or an old shirt to protect your clothes. These free classes start at five o'clock and last for one hour.

I hope to see you there!

Tanya



- 1 When can you go to the Footprints Art Club?
- 2 Which materials can you use there?
- 3 Why do you need to take an old shirt or an overall?
- 4 How much do the classes cost?
- 5 What time do the classes finish?

4 Ask and answer.

Do you ever use **watercolours** in your art class?

Yes, I **sometimes** use **watercolours** in my art class.

2 CD1 • 07 Listen and match.



# Lesson 2 Story

5 CD1 • 08 Listen and read.

## The art project

**1** Ellie and Joe are at the Footprints Art Club.

Welcome to the Art Club everybody. Have you all got an overall or an old shirt?

Yes, we have.

**2** Today we're going to make some posters to advertise the Footprints Club.

Great! We can tell other children about the things we do here.

**3** I'm going to design a poster on the computer. What about you, Ellie?

Here's some old string and card. I'm going to make a poster with recycled materials.

**4** One hour later.

It's time to finish everyone. Can you bring your posters over here, please?

**5** Who designed this poster?

I did. I want to tell people about the skate zone in the Footprints Park.

It's very exciting. Well done!

**6** Who painted this poster?

I painted it.

Good work, Ellie! Bright colours make people feel happy.

**7** Where can we display the posters, Tanya?

I don't know. We need to put them in a place where there are lots of young people.

I've got a good idea. But I need to contact my uncle first.

**8**

Sent: Thurs 20 Sept 17.30  
Uncle Bob,  
We've made some posters for the Footprints Club.  
Can we display them in your \*▲●■\*?  
See you soon!  
Ellie

Received: Thurs 20 Sept 17.50  
Hi Ellie,  
No problem!  
Bring the posters at the weekend.  
Lots of people will see them then.  
Love  
Uncle Bob

- What did Ellie use to make her poster?
- Have you ever made anything with recycled materials?

Where will the children display their posters? Find the 6 letters in the story and make the word.



# Lessons 3 and 4 Grammar

6 CD1 • 10 Listen and read. Act out.



Joe and Ellie are looking at some art in the Footprints Club.

**Joe:** Who painted this picture?  
**Ellie:** I did. I used watercolours.  
**Joe:** It's fantastic! You're very creative.  
**Ellie:** Thanks, Joe. What did you do?  
**Joe:** I made this sculpture.  
**Ellie:** Which materials did you use?  
**Joe:** I used string, card and recycled paper.  
**Ellie:** Wait a minute! That paper is my homework!  
**Joe:** Oh dear! Sorry, Ellie.

7 Look and learn. Past simple questions.



Who	painted	the picture?	it.
	drew	the picture?	
	designed	the car?	
	made	the sculpture?	
	took	the photo?	
	made	the bowl?	
	I	painted	
	You	drew	
	He / She	designed	
	We	made	
	You	took	
	They	made	

**Remember!**  
 What *did* you *do*?  
 Which materials *did* you *use*?

8 Practise your grammar. Ask and answer.

Who drew the lion?  
 Joe drew it.

Which materials did he use?  
 He used chalk and paper.

- Tanya  
Oil paints on canvas.
- Joe  
Chalk on paper.
- Ellie  
Watercolours on card.
- Joe  
Clay.
- Tim  
Pencil on paper.
- Ellie  
Felt-tip pens on paper.





9 **CD1•11** Does Joe know a lot about colours? Listen and find out.  
Do the quiz.



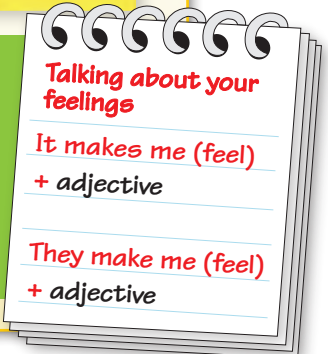
# Everybody has a favourite colour. But do you know how colours make you feel?

Do this quiz and find out.

- 1 The colour blue makes you feel ...  
a) clean b) lucky c) scared.
- 2 The colour red makes you feel ...  
a) calm b) sad c) hungry.
- 3 The colour yellow makes you feel ...  
a) nervous b) optimistic c) sophisticated.
- 4 The colour green makes you feel ...  
a) calm b) nervous c) sad.
- 5 The colour brown makes you feel ...  
a) mysterious b) energetic c) friendly.



**Scores**  
Score 1 point for each answer.  
1 = a 2 = c 3 = b 4 = a 5 = c  
4-5 points: You know a lot about colours.  
Well done!  
2-3 points: Not bad! You know quite a lot about colours.  
0-1 point: Oh dear! You have no idea about colours!



## Steps to speaking



10 **CD1•12** Say the words. Listen and say the rhyme.

/ə/ actor  
actor sailor winner creator  
singer writer painter inventor

The singer sang  
The painter painted  
The sailor discovered  
The creator created.

The writer wrote  
The actor acted  
The winner won  
The inventor invented.



11 Work with a partner. Play the game.  
Pupil A: AB p95. Pupil B: AB p96.



## Footprints Club Web Page

Social sciences
ICT
Science
History
Biology
Geography
Nature
Music
Literature

**12 When did Manga art begin? Read the text and find out.**

Manga is a style of art that comes from Japan. Japanese people use the word 'Manga' to describe the work of a famous artist called Hokusai Katsushika. The word 'man' means 'funny' in Japanese, and 'ga' means 'picture'. So together these words mean 'funny picture'. Nowadays millions of people around the world enjoy Manga art.

Manga drawings are easy to identify because the characters aren't realistic. They often have triangular heads with large eyes and mouths, and tiny noses. Manga comic books are also different from other comic books. Firstly, they are usually black and white. Secondly, they only explain an episode of a story so you need to buy more comic books to find out the rest of story. Finally, you read them in a different way. You start at the back of the comic and you finish at the front. You also read the story frames from the right side of the page to the left.

However, there are some things that are the same as other comic books. Manga comics have speech balloons when the characters speak. They also use captions to explain what is happening in a frame.

There are many types of Manga, but the most popular is called 'shonan'. The stories are usually exciting and they have got a lot of action. A famous shonan comic book series is *Dragon Ball*. There is a character called Son Goku who travels the world looking for seven magical objects called the *Dragon Balls*. Other shonan Manga characters include Pokemon, Naruto and Digimon.



**13 Read the text again and answer the questions.**

- |   |   |
|---|---|
| <ol style="list-style-type: none"> <li>1 What does the word 'Manga' mean?</li> <li>2 What do Manga faces usually look like?</li> <li>3 Where is the beginning of a Manga comic book?</li> </ol> | <ol style="list-style-type: none"> <li>4 Why do people like shonan comics?</li> <li>5 What does Son Goku do in <i>Dragon Ball</i>?</li> </ol> |
|---|---|

**14 Ask and answer.**

- 1 Do you ever read Manga comic books?
- 2 Which ones do you read?
- 3 Who is the main character?
- 4 What does he / she look like?
- 5 What happens in the story?

I like reading a comic called 'Animal Academy'.

The main character is a girl called Neko.

She's got very big eyes and brown hair.



## Lesson 6 Skills development

### 15 Read and answer.

- Asterix first appeared in a short cartoon strip in a French magazine in 1959.
- The writer was René Goscinny and the cartoonist was Albert Uderzo.
- Now there are 33 comic books in *The Adventures of Asterix* series.
- You can read these books in more than 100 different languages.
- Film studios have also made more than ten films about Asterix and his friends.



Have you ever read an Asterix comic book? Did you like it? Why? Why not?

### 16 Read. Are the sentences *True (T)* or *False (F)*?



This picture shows a frame from the film 'Asterix and the Vikings'. **In** the foreground we can see Asterix and two friends. Asterix is **in** the middle. He is small and thin and he's got a long, fair moustache. He is wearing a big belt and he's got small wings on his head. **On** the right we can see his friend, Obelix. He's tall and fat. He's wearing striped trousers and a big belt, but he isn't wearing a shirt. The friend **on** the left is also tall and he's got long red hair. **In** front of the friends we can see a small, grey dog. All of the characters look scared or surprised. **In** the background we can see trees. I like this picture because the characters look very funny.

Joshua, aged 12

- 1 There are some trees in the foreground.
- 2 There's a small, dog in the foreground.
- 3 Asterix is in the middle of the picture.
- 4 Asterix's friends are standing next to him.
- 5 Obelix is wearing a shirt.
- 6 Joshua thinks that the characters look happy.

### 17 Read and learn.

#### Writing plan Describing a picture

- What does the picture show? *This picture shows ...*
- What can you see in the foreground? *In the foreground we can see ...*
- What can you see in the background? *In the background we can see ...*
- What's your opinion? *I like the picture because ...*

#### Writing check Parts of a picture

When we talk about a picture we use the prepositions **at**, **on** and **in**:  
**At** ... the top, the bottom  
**On** ... the left, the right  
**In** ... the middle, the (top / left) corner, the background, the foreground

Content words

frame  
character

comic book  
comic strip

speech balloon  
cartoonist

caption  
Manga

Save



Almost everybody is creative. We use art to express our feelings and our ideas. The first artists drew pictures of animals on cave walls thousands of years ago. Nowadays, artists use many different materials. You can see their work in museums, art galleries, towns and parks all around the world.

### 18 CD1 • 15 Read and listen. Choose.

#### Cave paintings

- 1 The oldest European cave paintings are about **20 / 30 / 40** thousand years old.
- 2 Two people found the first cave paintings in 1879 in **France / Spain / Poland**.
- 3 Many cave artists used earth and **chalk / stone / charcoal** to draw on the walls.
- 4 Cave paintings show us that **rhinos / hippos / giraffes** lived in Europe.
- 5 Some cave paintings show human **fingerprints / footprints / handprints**, too.



### 19 Read and match the pictures.

1 One of the most famous artists in my country is Andy Warhol. He was born in 1928. When he was a child he went to art classes and later he studied art at college. After college, he decided to draw everyday objects like cans of soup. This new style of painting was called Pop Art, and he became very famous. Warhol died in 1987, but you can still see Pop Art on television and in magazines around the world. **Jack, USA**



Cat and bird, 1928

2 One of the most famous painters from my country is Paul Klee. He was born in 1887 and he studied art and music when he was a child. His first pictures were black and white, but after a visit to North Africa he started using very strong, bright colours. Klee loved cats and he painted lots of pictures of them. He died in 1940, but he left almost 9 thousand works of arts. **Alex, Switzerland**



Self-portrait with monkey, 1938

3 My favourite artist from Mexico is Frida Kahlo. She was born in 1906 near Mexico City. When Frida was 18, she had a terrible accident and stayed in bed for many months. During that time she started to paint and produced some amazing self-portraits. Frida was very brave and learnt to walk again. In her life Frida produced more than 140 paintings. She died in 1954. **Marta, Mexico**



© The Andy Warhol Foundation for the Visual Arts, Inc.

Campbell's soup can (tomato), 1965

### 20 Read and answer.

- 1 Which artist didn't use any colour at first?
- 2 Which artist painted pictures of his / her face?
- 3 Which artist didn't study art when he / she was a child?
- 4 Which artist liked animals?
- 5 Which artist painted familiar objects?
- 6 Which artist created a new style of art?

### 21 Ask and answer.

Who are the famous artists from the past in your country?

What do you know about them?

## Lesson 8 Fluency

22  CD1 • 17 Guess the missing words. Listen and check your answers. Sing.



Tune into Footprints radio!

pencils create experiment fun  
chalk complain design card

Let's paint

(chorus)


Let's paint


 1.

Get some inspiration



Get some inspiration.


Don't  2 that  
There's nothing to do.

Get some paper  
And some  3, too.

You can use some  4  
And felt-tip pens.  
Or watercolours  
Just  5.

(chorus)

You can draw some Manga  
Or  6 a car.  
You can make a model  
With string and  7.

It doesn't matter  
If it isn't good.  
The important thing is  
To have some  8.

(chorus)

Do you like doing  
arts and crafts in  
your free time?



Today I'm going to  
talk about my favourite  
painting. It's called  
'Just out of the Sea'.

Oral  
Presentation

23 Talk about your favourite piece of art. (AB p11)

### Preparation

- Decide which piece of art you want to talk about.
- Find out some information about the artist.
- Find a picture of the piece of art in a book or on the internet
- Think about what you want to say and make notes.

### Presentation

- Show the picture to your class.
- Talk about the piece of art.
- Talk about the artist.
- Talk about why you like it.

**Tip:** Make sure  
everyone can see  
your picture.

### Extension

- Listen to your friends' questions.
- Answer their questions.





Grammar

1 Past simple questions.

Who	wrote	the poem?	I	wrote	it.
	sang	the song?	You	sang	
	saw	the film?	He / She	saw	
	made	the model?	We	made	
	took	the photo?	You	took	
	broke	the cup?	They	broke	

**Remember!**  
When we ask who did the action, we don't use **did** in the question.

2 Past simple questions.

Where	did	I	take	the photo?
When		you	draw	the picture?
What		he / she	paint	a picture of?

Which paint did we use?

How	did	you	make	it?
		they	use	a card?

**Remember!**  
We use **did** for other questions in the past.

3 Feelings

How does it **make you feel**?

It **makes me (feel) happy**.

How do they **make you feel**?

They **make me (feel) nervous**.

Art **makes me feel** excited!



Vocabulary

Art and crafts

1 paintbrush



7 oil paints



2 sketch pad



8 crayons



3 felt-tip pens



9 string



4 clay



10 tape



5 chalk



11 watercolours



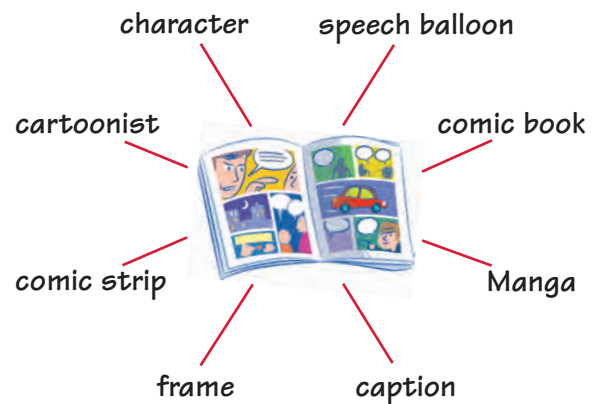
6 canvas



12 card



Comics



### Grammar practice

1 Order and write the questions. Find the information in the unit and write the answers.

- 1 painted / Blue Star? / Who  
**Who painted Blue Star?**
- 2 liked / Who / cats? / painting
- 3 Pop Art? / created / Who
- 4 created / Who / Asterix?
- 5 found / paintings? / some / Who / cave
- 6 self-portraits? / painted / many / Who

2 Read the answers and write the questions. Use the question words.

Where Which materials ~~When~~ How many Why

- 1 Van Gogh painted Sunflowers in 1888.  
**When did Van Gogh paint Sunflowers?**
- 2 He used oil paints.
- 3 He painted them at Arles, in the South of France.
- 4 **Because** he wanted to decorate a friend's bedroom.
- 5 He painted **four** sunflower paintings in 1888.

3 Choose and write. Act out.

**Ellie:** 1) **What** / **Where** did you do yesterday, Tim?

**Tim:** I went to a football match.

**Ellie:** 2) **Who** / **What** won the match?

**Tim:** My team won. They scored three goals. It was great!

**Ellie:** 3) **Which** / **Who** scored the goals?

**Tim:** Rolando. He's the best football player in the whole world.

### Grammar practice

4 Answer the questions.

- 1 What makes you feel angry?
- 2 What makes you feel happy?
- 3 What makes you feel tired?
- 4 What makes you feel hungry?

cartoons graffiti chocolate

homework sport

sausages my sister / brother

Graffiti **makes me feel** angry.

### Vocabulary practice

5 Order the letters. Write the answers.

- 1 Have you got a **kethbokocs**?
- 2 Do you ever use **lkach**?
- 3 Did you use **left-pit neps** yesterday?
- 4 Do you want to paint on a **vacans**?
- 5 Is there any **srnigt** in the classroom?
- 6 Have you got any **yascron**?

6 Complete the sentences.

- 1 The individual pictures in a comic book are called fr \_ m \_ s.
- 2 The people or creatures in a comic are the ch \_ r \_ ct \_ rs.
- 3 The things people say in a comic appear in sp \_ \_ ch b \_ ll \_ \_ ns.
- 4 Some extra information in a comic appears in the c \_ pt \_ \_ ns.

Now do the test for Unit 1.