

Evolution  
plus

1



# Zeszyt

do języka angielskiego

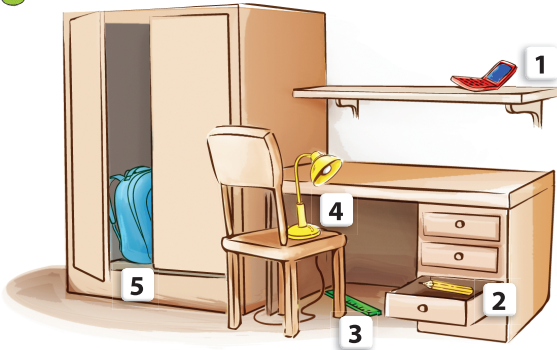


# Where is it?

Blank lined writing area for student responses.

SAMPLE FREE SAMPLE FREE

3



1 The red mobile phone is on the shelf.

2 \_\_\_\_\_


3 \_\_\_\_\_

4 \_\_\_\_\_

5 \_\_\_\_\_

### Testing spot

2



- 1 The pencil is  A on the desk.  
 B under the desk.  
 C in the pencil case.
- 2 The MP3 player is  A on the skateboard.  
 B under the skateboard.  
 C in the drawer.
- 3 The poster is  A on the chair.  
 B in the schoolbag.  
 C under the schoolbag.
- 4 The Frisbee is  A under the desk.  
 B on the desk.  
 C in the schoolbag.

## EXTRA

1



1 \_\_\_\_\_

2 \_\_\_\_\_

3 \_\_\_\_\_

4 \_\_\_\_\_

5 \_\_\_\_\_

6 \_\_\_\_\_


7 \_\_\_\_\_

8 \_\_\_\_\_

9 \_\_\_\_\_

3

lamp poster watch wallet pencil







4



- 1 Where's the computer? \_\_\_\_\_
- 2 Where's the mobile phone? \_\_\_\_\_
- 3 Where's the chair? \_\_\_\_\_
- 4 Where's the school bag? \_\_\_\_\_

- a It's in the school bag.
- b It's under the shelf.
- c It's on the school bag.
- d It's on the shelf.

# EXTRA

1

- 1 osf \_\_\_\_\_
- 2 etlevinio \_\_\_\_\_
- 3 sacookb \_\_\_\_\_
- 4 atlb \_\_\_\_\_
- 5 cadorbp \_\_\_\_\_
- 6 ahircrm \_\_\_\_\_
- 7 acrpt \_\_\_\_\_
- 8 lfro \_\_\_\_\_

2



- 1 Where \_\_\_\_\_  
the key ring?  
It's \_\_\_\_\_ the  
\_\_\_\_\_.
- 2 \_\_\_\_\_  
the skateboard?  
\_\_\_\_\_ the sofa.
- 3 \_\_\_\_\_ the  
armchair? \_\_\_\_\_  
the floor.
- 4 \_\_\_\_\_ the  
\_\_\_\_\_?  
\_\_\_\_\_ under  
\_\_\_\_\_ desk.
- 5 \_\_\_\_\_ pencil  
case? \_\_\_\_\_.

3

wallet

mobile phone

Frisbee

- 1 \_\_\_\_\_  
\_\_\_\_\_
- 2 \_\_\_\_\_  
\_\_\_\_\_
- 3 \_\_\_\_\_  
\_\_\_\_\_



# Open the door, please!

**1**

- go   
  drop   
  put   
  come   
  catch   
  take   
  close   
  open

**2**

Put the picture on the wall in the gallery.

Oh no!

Come here. Take this picture. Go to the gallery.  
1 \_\_\_\_\_







Open the door, please!

Don't close the door!







2 \_\_\_\_\_



3

- 1  (X) the door  
\_\_\_\_\_
- 2  (✓) my desk  
\_\_\_\_\_
- 3  (X) your bag  
\_\_\_\_\_
- 4  (X) my pencil case  
\_\_\_\_\_
- 5  (✓) this ball  
\_\_\_\_\_
- 6  (X) the watch  
\_\_\_\_\_

2

- a  
- b  
- c  
- d  
- e  
- f  

3

- 1  \_\_\_\_\_  
\_\_\_\_\_
- 2  \_\_\_\_\_  
\_\_\_\_\_
- 3  \_\_\_\_\_  
\_\_\_\_\_
- 4  \_\_\_\_\_  
\_\_\_\_\_
- 5  \_\_\_\_\_  
\_\_\_\_\_

# EXTRA

1  
 T D R O P X C G O Y W T A K E L G A R E N S A C O M E R P C L O S E W Q P U T B M C A T C H W

- 1 \_\_\_\_\_
- 2 \_\_\_\_\_
- 3 \_\_\_\_\_
- 4 \_\_\_\_\_
- 5 \_\_\_\_\_
- 6 \_\_\_\_\_
- 7 \_\_\_\_\_
- 8 \_\_\_\_\_



# English in action



## Thanking people

### 1

1 Where's my MP3 player? It's on the table.  
Thanks! You're welcome.

2 Where's my wallet? It's under the bed.  
Thank you very much. No problem.

3 Where's my pen? It's in the drawer.  
Thank you. Don't mention it.



### 2

1 on the table on the shelf in the drawer  
Thanks. Thank you. Thank you very much.  
You're welcome. No problem. Don't mention it.

2 on the floor on the carpet under the table  
Thanks. Thank you. Thank you very much.  
You're welcome. No problem. Don't mention it.

### Testing spot

#### 3

1 Mum, where's my skateboard?



2 Tony, I like your mobile phone, it's fantastic!



3 Wow! A poster for my birthday! Thank you!



- A It's in the wardrobe.
- B It's green and black.
- C It's my favourite thing.
- A You're welcome.
- B Thanks, it's new.
- C Great idea!
- A That's right.
- B Well done.
- C Don't mention it.



**1**



- |         |         |
|---------|---------|
| 1 _____ | 4 _____ |
| 2 _____ | 5 _____ |
| 3 _____ | 6 _____ |

**2**

Davina's room is very tidy.  
The pencil is on the desk.  
The skateboard is under the desk.  
The pencil case is in the drawer.  
The school bag is on the chair.  
The MP3 player is on the shelf.  
The key ring is in the bookcase.

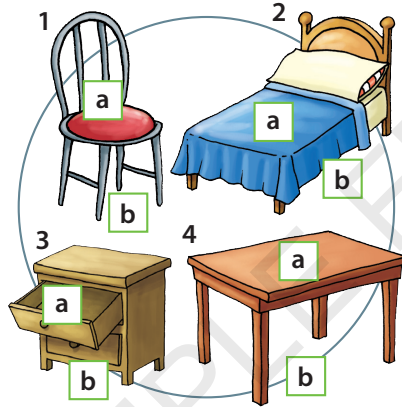


**3**

- 1 Where is her MP3 player?  
\_\_\_\_\_
- 2 What is on the chair?  
\_\_\_\_\_
- 3 Is the skateboard on the desk?  
\_\_\_\_\_
- 4 Where is the pencil case?  
\_\_\_\_\_
- 5 What is in the bookcase?  
\_\_\_\_\_
- 6 Is her pencil under the desk?  
\_\_\_\_\_

1

Where's my beanie?  
Find it, please!  
It isn't under the chair.  
It isn't under the bed.  
Where's my beanie?  
Find it, please!  
Is it in the drawer?  
No, it's on your head!  
Where's my beanie?  
Find it, please!  
Where's my beanie?  
Find it, please!  
It isn't under the chair.  
It isn't under the bed.  
Where's my beanie?  
Find it, please!  
Is it on the table?  
No, it's on your head!





# UNIT 4 LESSON 7

# CLiL Ecology

1

glass

plastic

food waste

paper

metal

1



2



3



4



5



2

Put the glass bottle in the blue bin.  
Put the plastic bottle in the red bin.  
Put the food waste in the brown bin.  
Put the paper in the green bin.  
Put the metal can in the yellow bin.

1



2



3



4



5



## Recycled products

a




b



c



d



e



3

1



a



b



2



a



b



3



a



b




---



---



---



---



---



---



# Revision

- 1  
1 ward \_\_\_\_\_  
2 cup \_\_\_\_\_  
3 arm \_\_\_\_\_  
4 book \_\_\_\_\_  
5 ta \_\_\_\_\_  
6 so \_\_\_\_\_  
7 draw \_\_\_\_\_  
8 ch \_\_\_\_\_  
9 po \_\_\_\_\_  
10 car \_\_\_\_\_

- 2  
1 come                      a close  
2 take                      b go  
3 open                      c catch  
4 drop                      d put



m \_\_\_\_\_



g \_\_\_\_\_




p \_\_\_\_\_



f \_\_\_\_\_



p \_\_\_\_\_



- 1 Where is the wallet? It's under the chair.  
2 \_\_\_\_\_  
3 \_\_\_\_\_  
4 \_\_\_\_\_  
5 \_\_\_\_\_  
6 \_\_\_\_\_

- 5  
1 open (X), school bag  
Don't open the school bag.  
2 close (✓), drawer  
3 drop (X), computer  
4 catch (✓), Frisbee  
5 put (✓), pencil, shelf

## English to go

- 6  
1 Gr \_\_\_\_\_ t!  
2 You're we \_\_\_\_\_ e.  
3 Th \_\_\_\_\_ ks.  
4 Br \_\_\_\_\_ t!  
5 No pr \_\_\_\_\_ m.  
6 Thank you v \_\_\_\_\_ y much.



## Vocabulary

Furniture		Furniture		Actions		Recycling	
chair	krzesło	armchair	fotel	come	przyjść	glass	szkło
desk	biurko	bookcase	biblioteczka	go	iść	plastic	plastik
drawer	szuflada	cupboard	szafka kuchenna	take	brać	food waste	resztki jedzenia
lamp	lampa	sofa	sofa	put	kłaść	paper	papier
shelf	półka	table	stół	open	otwierać	metal	metal
bed	łóżko	TV set	telewizor	close	zamykać		
wardrobe	szafa	floor	podłoga	drop	upuszczać		
poster	plakat	carpet	dywan	catch	łapać		
wall	ściana						

## Grammar

Użyj <b>in</b> , kiedy mówisz, że coś znajduje się w ...	It's <b>in</b> the bag.
Użyj <b>on</b> , kiedy mówisz, że coś znajduje się na ...	It's <b>on</b> the bag.
Użyj <b>under</b> , kiedy mówisz, że coś znajduje się pod ...	It's <b>under</b> the bag.
Zacznij pytanie od <b>Where...</b> , kiedy chcesz zapytać o to, gdzie coś jest.	<b>Where</b> is the watch? It's on the table.
Zacznij zdanie od czasownika, kiedy chcesz powiedzieć komuś, żeby coś zrobił.	<b>Open</b> the bag.
Zacznij zdanie od <b>Don't ...</b> , kiedy chcesz powiedzieć komuś, żeby czegoś nie robił.	<b>Don't</b> open the bag.

## Zapamiętaj!

Kiedy chcesz zapytać o konkretną rzecz, użyj **the** przed nazwą tej rzeczy. | Where is **the** cap?

## English to go

Brilliant!	Genialnie!
Great!	Świetnie!
Thanks, Carla.	Dzięki, Carlo.
Thank you, Carla.	Dziękuję ci, Carlo.
Thank you very much, Carla.	Bardzo ci dziękuję, Carlo.
You're welcome.	Nie ma za co.
No problem.	Nie ma problemu.
Don't mention it.	Nie ma o czym mówić.