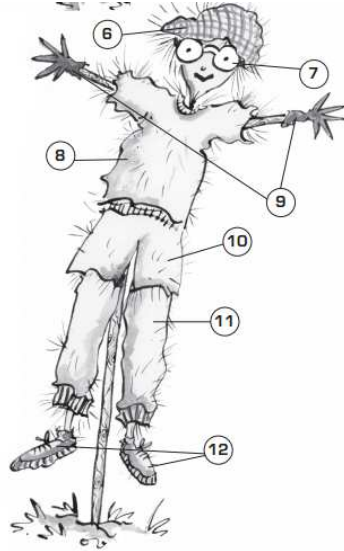




Clothes and accessories

1 Podpisz ponumerowane części garderoby na rysunkach.



- 1 d r e s s
- 2 h \_ \_
- 3 s \_ \_ \_ \_
- 4 s \_ \_ \_ \_
- 5 s \_ \_ \_ \_
- 6 c \_ \_
  
- 7 g \_ \_ \_ \_ \_ \_
- 8 T- \_ \_ \_ \_ \_
- 9 g \_ \_ \_ \_
- 10 s \_ \_ \_ \_
- 11 t \_ \_ \_ \_ \_ \_
- 12 t \_ \_ \_ \_ \_ \_

2 Uzupełnij tekst.



Sam is wearing grey (1) shorts and a white (2) \_\_\_\_\_. He's got white sports (3) \_\_\_\_\_ and a pair of black (4) \_\_\_\_\_. He's wearing a baseball (5) \_\_\_\_\_.

Fiona is wearing a very nice white (6) \_\_\_\_\_. On her hands she's got white (7) \_\_\_\_\_ and she's wearing a black and white (8) \_\_\_\_\_.

Jenny is wearing a white (9) \_\_\_\_\_ with a black and white (10) \_\_\_\_\_. She's got black (11) \_\_\_\_\_ and she's wearing designer (12) \_\_\_\_\_.

3 Napisz kilka zdań opisujących ubiór wybranej osoby z klasy, ale nie podawaj jego/jej imienia.

She's wearing ...

4 Pracujcie w parach. Posłuchajcie swoich opisów i spróbujcie zgadnąć, która osoba z klasy została opisana.


She's wearing a red T-shirt and jeans. She's wearing trainers and she's got a blue bag.

Is it Maria?

## Student's Worksheet

Sample lesson based on *Voices 1 Student's Book, Workbook* and "Egzamin Gimnazjalny. Repetytorium z testami"

### The fashion for a tailor-made exam focused lesson



3,21

#### Rozgrzewka 2

Opisz oryginalny strój, który chciałbyś / chciałyś założyć na imprezę u znajomych. Opisz go według poniższych kategorii i porównaj z opisem kolegi / koleżanki.  
style ● material ● colour ● accessories

#### Zadanie 1

Przeczytaj informacje o trzech osobach (1-3) oraz cztery opisy strojów (A-D). Do każdej osoby dopasuj jeden strój, który by jej najbardziej odpowiadał na daną okazję. Wpisz odpowiednie litery obok numerów osób. Jeden opis stroju podany został dodatkowo i nie pasuje do żadnej osoby.



1.   
Zoe: My boyfriend's parents invited me out to an expensive restaurant for dinner. I really don't know what to put on but I'm sure it has to be chic.



2.   
Fiona: We're planning a fancy dress party next week. I'd love to look original and funny at the same time. I'm looking for something really extraordinary.



3.   
Olga: I'm throwing a party next Saturday but I've got nothing to wear. I'd like an outfit that would be kind of smart-casual but not too elegant.

A.  
This dress will make you look absolutely stunning. It will make a real impression on everyone as it's made of silk. It's most suitable for formal occasions. Buy the dress now and choose any accessories you fancy for half price.

B.  
Our newest collection offers clothes suitable for most informal occasions from comfortable cotton tops and sweatshirts to linen skirts and trousers. Buy any two items for the price of one and feel more relaxed than you ever have before.

C.  
We're offering a brand new line of theme-party outfits which will surprise anyone. Don't look boring – buy one of our fabulous sets of colourful dresses, masks and matching accessories.

D.  
If you want to look wonderful and feel comfortable at the same time, why not treat yourself to this linen set of matching trousers and blouse? You'll be fashionable, sporty and well-dressed.

#### Zadanie 2

Przeczytaj tekst. Spośród wyrazów podanych w ramce wybierz właściwe, poprawne pod względem gramatycznym i leksykalnym uzupełnienie luk 1-6. Wpisz odpowiednią literę (A-L) obok numeru luki. Sześć wyrazów zostało podanych dodatkowo i nie pasuje do żadnej luki.

A. wear

B. smiling

C. carrying

D. make

E. look

F. weight

G. hat

H. time

I. picture

J. wearing

K. money

L. flowers


Wow, that's a great 1 . I just love that dress you're 2 , and the belt. You 3  so slim! And Maggie looks great, too – her white top shows off her suntan really nicely. She's lost quite a bit of 4 , hasn't she? And is this Sarah hiding behind that fantastic straw 5  and black glasses? She's 6  so beautifully. You guys all seem so happy and relaxed. It almost makes me jealous!



## Teacher's Notes

Lesson plan based on *Voices 1 Student's Book, Workbook* and "Egzamin Gimnazjalny. Repetytorium z testami"

### The fashion for a tailor-made exam focused lesson



#### Language preparation and practice

##### Warm-up

Ask students to stand up and look at the clothes of the person standing next to them. Ask them to count how many separate items of clothing and accessories their partners are wearing.

##### Lead-in

Ask the student who is wearing the most items to step forward and elicit the names of each item from the class. Introduce any names of clothes they don't know.

##### Vocabulary extension

Ask students to work in pairs. One person in a pair labels the clothes of one of the scarecrows [page 1, exercise 1]. Then students ask each other about the names of the clothes worn by their scarecrow. If there is a problem students try to work the name out together.

##### Description

Ask students to look at the pictures in on page 1, exercise 2 and name all the clothes worn by Sam, Fiona and Jenny. Then ask students to complete the text individually and then compare their answers with a partner. Draw students' attention to the description of Fiona's dress. Tell students that when describing clothes they may use a number of adjectives but they must follow the correct order: Opinion, Size, Age, Colour, Origin, Material, Usage, Noun. Write an example on the board: *A nice small old black Italian cotton evening dress.* Ask students to work in pairs and create a similar description of one item of clothing using 5 adjectives

##### Guess who

Ask students to do exercise 3 individually and then in pairs do exercise 4 (both on page 1 of the worksheet)

##### Additional task – designers competition

Bring (or ask students on the previous lesson to bring) old colour magazines, white sheets of paper (or cardboard) and glue. Tell student that there is a competition for the most creative team of fashion designers. Ask them to work in groups of 3-4 and cut out from the magazines items of clothing and create imaginative outfits on paper. Then the teams present their suggestions to the class.

#### Exam training

##### Activate

Draw the table on the board and elicit any words from the class. Then add two new ones to each category.

Style	Material	Colour	Accessories

##### Exam task – reading [page 2 of the worksheet, Zadanie 1]

Ask students to read the texts and underline all adjectives describing opinion (*nice, expensive, etc.*) and all adjectives describing clothes (*smart, comfortable, etc.*). Then tell the students to find corresponding (synonymous) words in the texts describing people and those describing clothes. Check the answers.

##### Exam task – gapped text [page 2 of the worksheet, Zadanie 2]

Ask students to cover the box with words with a piece of paper or a post-it card. Ask them to read the text and complete it with words they find suitable. Then ask students to uncover the box and check if there are any of the words they put in themselves or any similar ones. Check the answers

##### Homework

Ask students to write an e-mail to you in which they will:

- Inform you about an occasion for which they are planning to dress
- Describe in detail the clothes they chose
- Asking you for advice as to the choice of one of the items they are planning to wear

Go to [www.macmillan.pl/voices](http://www.macmillan.pl/voices)

and find more exercises, strategies and tests for the gimnazjum exam!