

GETTING THE MOST FROM VIDEO

BEYOND



macmillan
education

GETTING THE MOST FROM VIDEO



macmillan
education

1 BE EXTREME!

IN THE PICTURE Extreme sports

»» Talk about different adventure sports

RECALL AND READ

1 Work in pairs. Do the Sports Challenge. You have three minutes.

THE 5-4-3-2-1 SPORTS CHALLENGE

- a Write the names of the sports.
 - 1 Five team sports.
 - 2 Four sports that use a bat, stick or racket.
 - 3 Three water or ice sports.
 - 4 Two sports that don't require any special equipment.
 - 5 One sport that uses animals.
- b Which three sports in A are the least and most challenging? Why?

2 Read Allison's description and match it to the correct photo (a-f). Who does she thank and why?

WORK WITH WORDS

3 a **101** Name the sports in the photos. Use the words in the box if you need help. Then listen and check.

base jumping free running rock climbing
skateboarding skydiving windsurfing

b **102** Listen to the people talking about the sports. Which sports are they talking about?

4 Read the descriptions (a-f) of six more extreme sports. Then match and complete the names using the words in the box.

- a travelling down a snow-covered hill while standing on a board
- b jumping from a tall structure while connected to a large elastic cord
- c climbing frozen waterfalls, cliffs and rocks covered with ice
- d riding a wave without using a board
- e racing up staircases inside skyscrapers or other tall structures
- f diving underwater without any equipment

boarding climbing diving jumping running surfing

- 1 bungee 3 free 5 body
- 2 tower 4 ice 6 snow

5 **103** Listen and check your answers to Exercise 4. Then listen and repeat all the extreme sports.



d

First we're told what to do. One tap on the shoulder means open your arms, a second tap means bring your arms to your chest as the parachute opens, and don't forget to keep your knees bent for landing.

Now we're sitting on benches inside the plane and I'm looking down at the Spanish Costa Brava 12,500 feet below. It's too late to turn back now. This is it! My first skydive.

Jump! I'm attached to my instructor, spinning in the sky as we fall towards the Earth at 180 km per hour. How can I describe it? You know how it feels when you hold your arm out of the window of a moving car and the air runs through your fingers. Think bigger! It's amazing. Nothing beats this; not snowboarding; not diving; nothing. Thanks Mum, thanks Dad. It's the best birthday present ever. Allison x



a



b



e



c



f

HOME

»» ABOUT US

»» BE EXTREME

6 a **104** **PRONOUNCE** Listen and repeat the words, paying attention to the /v/, /i:/ and /a:/ sounds.

wind /wind/ ski /ski:/ dive /dɑ:v/

b **105** Listen and write the sounds you hear: /v/, /i:/ or /a/. Then listen and repeat the words.

- 1 extreme 3 bike 5 free 7 ice 9 cliff
- 2 climb 4 equipment 6 hill 8 bungee 10 sky

EXTEND

7 Write a sentence describing each of the extreme sports below. Use a dictionary to help you.

abseiling hang-gliding kayaking mountain biking

Mountain biking involves riding over rough tracks, rocks and hills.


8 **THE MOVING PICTURE** Watch the video. What's the extreme sport? Why do you need to wear protective clothing?

SPEAK

9 Work in pairs. Create an unusual extreme sport of your own. Use the names in Exercises 3 and 4 to help you.

What other surfaces do a boarding sport?

We could rock climbing



1 BE EXTREME!

IN THE PICTURE Extreme sports

VOCABULARY LESSON

IN THE PICTURE Extreme sports

- Write the names of the sports.
 - Five team sports
 - Four sports that you can do on a hill
 - Three water sports
 - Two sports that you can do in a city
 - One sport that you can do in a desert
- Which three sports are the most dangerous?

- Read Allison's description (a-f). Who does it describe?

WORK WITH WORDS

- a **100** Name the sports in the photos. Use the words in the box if you need help. Then listen and check.

base jumping free running rock climbing
skateboarding skydiving windsurfing

- b **100** Listen to the people talking about the sports. Which sports are they talking about?
- c Read the descriptions (a-f) of six more extreme sports. Then match and complete the names using the words in the box.

boarding climbing diving jumping running surfing

- 1 bungee 3 free 5 body
- 2 tower 4 ice 6 snow

- d **100** Listen and check your answers to Exercise 4. Then listen and repeat all the extreme sports.

First we're told what to do. One tap on the shoulder means open your arms, a second tap means bring your arms to your chest as the parachute opens, and don't forget to keep your knees bent for landing.

Now we're sitting on benches inside the plane and I'm looking down at the Spanish Costa Brava 12,500 feet below. It's too late to turn back now. This is it! My first skydive.

Jump! I'm attached to my instructor, spinning in the sky as we fall towards the Earth at 180 km per hour. How can I describe it? You know how it feels when you hold your arm out of the window of a moving car and the air runs through your fingers. Think bigger! It's amazing. Nothing beats this; not snowboarding; not diving; nothing. Thanks Mum, thanks Dad. It's the best birthday present ever. Allison x

HOME ABOUT US BE EXTREME

- a **100** **PRONOUNCE** Listen and repeat the words, paying attention to the /t/, /h/ and /a/ sounds.

wind /wind/ ski /ski/ dive /dai/

- b **100** Listen and write the sounds you hear: /t/, /h/ or /a/. Then listen and repeat the words.

1 extreme 3 bike 5 free 7 ice 9 cliff
2 climb 4 equipment 6 hill 8 bungee 10 sky

EXTEND

- Write a sentence describing each of the extreme sports below. Use a dictionary to help you.

abseiling hang-gliding kayaking mountain biking

Mountain biking involves riding over rough tracks, rocks and hills.

- c **THE MOVING PICTURE** Watch the video. What's the extreme sport? Why do you need to wear protective clothing?

SPEAK

- Work in pairs. Create an unusual extreme sport of your own. Use the names in Exercises 3 and 4 to help you.

What other surfaces can we do a boarding sport on?

We could combine rock climbing to make...



1 UNIT BE EXTREME!

IN THE PICTURE Extreme sports

»»» Talk about different adventure sports

RECALL AND READ

- 1 Work in pairs. Do the Sports Challenge. You have three minutes.

THE 5-4-3-2-1 SPORTS CHALLENGE

- A Write the names of the sports.
 - 1 Five team sports.
 - 2 Four sports that use a bat, stick or racket.
 - 3 Three water or ice sports.
 - 4 Two sports that don't require any special equipment.
 - 5 One sport that uses animals.
- B Which three sports in A are the least and most challenging? Why?

- 2 Read Alison's description and match it to the correct photo (a-f). Who does she thank and why?

WORK WITH WORDS

- 3 a **▶ 100** Name the sports in the photos. Use the words in the box if you need help. Then listen and check.

base jumping free running rock climbing
skateboarding skydiving windsurfing

- b **▶ 100** Listen to the people talking about the sports. Which sports are they talking about?

- 4 Read the descriptions (a-f) of six more extreme sports. Match and complete the names using the words in the box.

- a travelling down a snow-covered hill while standing on skis
- b jumping from a tall structure while connected to a long rope
- c climbing frozen waterfalls, cliffs and rocks covered with ice
- d riding a wave without using a board
- e racing up staircases inside skyscrapers or other tall buildings
- f diving underwater without any equipment

boarding climbing diving jumping running

- 1 bungee 3 free
- 2 tower 4 ice

- 5 **▶ 100** Listen and check your answers to Ex 4 and repeat all the extreme sports.



Video

Unit 1 The Moving Picture: Sports



First we're
One tap of
open your
means br
chest as t
and don't
knees bent for landing.
Now we're sitting on benches
inside the plane and I'm

- b **▶ 100** Listen and write the sounds you hear: /i/, /ɪ/ or /aɪ/. Then listen and repeat the words.

- 1 extreme 3 bike 5 free 7 ice 9 cliff
- 2 cliff 4 equipment 6 hill 8 bungee 10 sky

VIDEO ACTIVITY

8

THE MOVING PICTURE



Watch the video. What's the extreme sport? Why do you need to wear protective clothing?



TIME FOR WORK

IN THE PICTURE At work

»»» Talk about jobs and workplaces

WORK WITH WORDS

- 1 RECALL** Work in pairs. Write the workplaces for signs 1–6. Then write the job(s) people do there. You have three minutes.

Workplace	Job(s)
1 hospital	nurse, ...

- 2** **2.13** Match the workplaces in the box to signs 7–12. Listen and check. Then listen and repeat.


gym _____ factory _____ garage _____
hair salon _____ office _____ travel agency _____

- 3**  **2.14** Work in pairs. Match the jobs to the descriptions. Then listen and check.

- | | |
|-------------------------|--|
| 1 An artist ... | a writes letters, organises meetings and makes phone calls. |
| 2 A cleaner ... | b fixes cars when they're broken. |
| 3 A driver ... | c cuts people's hair. |
| 4 An engineer ... | d writes articles for newspapers, websites and TV. |
| 5 A fitness trainer ... | e flies planes. |
| 6 A journalist ... | f fixes people's teeth. |
| 7 A hairdresser ... | g draws and paints pictures. |
| 8 A mechanic ... | h drives people to different places. |
| 9 A pilot ... | i cleans rooms in buildings. |
| 10 A dentist ... | j helps people to plan their holidays. |
| 11 A secretary ... | k helps people to get fit and strong. |
| 12 A travel agent ... | l designs and builds machines, bridges or roads. |

- 4 Who works at the places in Exercise 2?**

A fitness trainer works at a gym.

- 5**  **2.15** **PRONOUNCE** Listen to the consonants at the beginning of the words below. Then listen and repeat. Do you find any difficult? Which ones?

bridge, cleaner, driver, flies, place, sports, student, strong, trainer


- 6** Work in pairs. Student A thinks of a job. Student B asks questions to guess the job. Student A can only answer yes or no.

Does this person work in an office?


No.

Does this person cut hair?



- 7 THE MOVING PICTURE**  Watch the video and guess the job. Which job looks the hardest / the most exciting / the most boring / the most creative?


SPEAK

- 8**  Tell your partner about the jobs of people you know, such as neighbours and family friends.

GO BEYOND

Do the Words & Beyond exercises on page 136.

Workbook, page 80

**PHRASE**

My neigh
My aunt
My broth
My fathe
cooks fo

UNIT 7 TIME FOR WORK

IN THE PICTURE At work

>>> Talk about jobs and workplaces

WORK WITH WORDS

- 1 **RECALL** Work in pairs. Write the workplaces for signs 1–6. Then write the job(s) people do there. You have three minutes.

Workplace	Job(s)
1 hospital	nurse, ...

- 2 **▶ 2:15** Match the workplaces in the box to signs 7–12. Listen and check. Then listen and repeat.

gym	factory	garage
hair salon	office	travel agency

- 3 **▶ 2:15** Work in pairs. Match the jobs to the descriptions. Then listen and check.

- | | |
|-------------------------|---|
| 1 An artist ... | a writes letters, organises meetings and makes phone calls. |
| 2 A cleaner ... | b fixes cars when they're broken. |
| 3 A driver ... | c cuts people's hair. |
| 4 An engineer ... | d writes articles for newspapers, websites and TV. |
| 5 A fitness trainer ... | e flies planes. |
| 6 A journalist ... | f fixes people's teeth. |
| 7 A hairdresser ... | g draws and paints pictures. |
| 8 A mechanic ... | h drives people to different places. |
| 9 A pilot ... | i cleans rooms in buildings. |
| 10 A dentist ... | j helps people to plan their journeys. |
| 11 A secretary ... | k helps people to get fit and healthy. |
| 12 A travel agent ... | l designs and builds new bridges or roads. |

- 4 Who works at the places in Exercise 2?
A fitness trainer works at a gym.

- 5 **▶ 2:15** **PRONOUNCE** Listen to the consonants at beginning of the words below. Then listen and do you find any difficult? Which ones?

bridge, cleaner, driver, flies, place, sports, student,

- 6 Work in pairs. Student A thinks of a job. Student B thinks of a job. Student A can only answer yes or no.

Does this person work in an office?

No.

Does this person cut hair?

Video

Unit 7 The Moving Picture: At work




Video

Unit 7 The Moving Picture: At work



Video

Unit 7 The Moving Picture: At work



Video

Unit 7 The Moving Picture: At work



VIDEO ACTIVITY

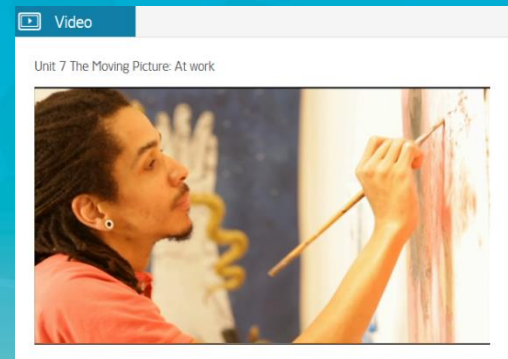
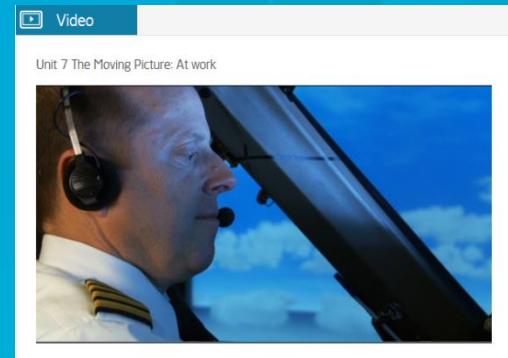
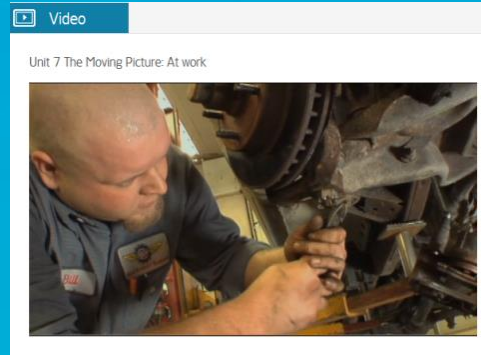
- 7 **THE MOVING PICTURE** **▶** Watch the video and guess the job. Which job looks the hardest / the most exciting / the most boring / the most creative?

GO BEYOND

Do the Words & Beyond exercises on page 136.

My brother
My father
cooks for





SHORT FILMS

SIMPLE ACTIVITIES

www.macmillanbeyond.com

Audio >

Videos >

Projects >

Extra Vocabulary >

Extra Grammar >

Life Skills >

CLIL >

Culture >

Tests >

Extra Reading >

Extra Speaking >

Beyond and onestopenglish >

Extra Writing >

Grammar Database Tips >

Extra Resources >

Presentation Kit >

Acknowledgements >



Teacher's Resource Centre



BEYOND is a 6-level course for teenagers, from A1+ to B2. The course is based on a detailed mapping onto the CEFR and international exams. It offers a comprehensive syllabus for the four skills through systematic development of subskills and linguistic strategies. The age-appropriate life skills strand adds a new dimension to language teaching at Secondary.



macmillan
education



Teacher Resources

A1+ >

A2 >

A2+ >

Audio >

Videos >

Unit 1

Unit 2

Unit 3

Unit 4

Unit 5

Unit 6

Unit 7

Unit 8

Unit 9

Unit 10

Projects >

Extra Vocabulary >

Extra Grammar >

Life Skills >

CLIL >



Videos

Select the Unit titles to play the Video files for those units of *Beyond A2+ Student's Book*.

Download video worksheets to revisit and extend students' work on the Moving Picture videos from the opening spread of each unit.



Literature

Beyond A2+ Video script



[View / Download pdf](#) (466 kB)

Beyond A2+ Unit 1 Video worksheet



[View / Download pdf](#) (603 kB)

Beyond A2+ Unit 1 Video worksheet Teacher's notes



[View / Download pdf](#) (263 kB)

Beyond A2+ Unit 2 Video worksheet



[View / Download pdf](#) (777 kB)

Beyond A2+ Unit 2 Video worksheet Teacher's notes

VIDEO WORKSHEET

BEYOND A2+

Unit 7 >>> Time for work

1 a Watch the video once. Which jobs did you see? Tick (✓) six words from the list below.

travel agent ☐ fitness trainer ☐ secretary ☐ cleaner ☐ artist ☐ hairdresser ☐
mechanic ☐ pilot ☐ engineer ☐ journalist ☐ dentist ☐ receptionist ☐

fold here

b Look at the pictures and check your answers.



2 Look at the pictures in Exercise 1b. What does each person do before, during or after work? Write two sentences under each picture using *must/mustn't* and *have to/don't have to*.

3 a Watch the video again and write the voice-over for each person. Use your ideas from Activity 2.

1 _____
2 _____
3 _____
4 _____
5 _____
6 _____

4 Play a guessing game in small groups using one of the people from Activity 1. Choose a person and ask and answer questions like the examples below. See if your group can guess who you are.

Do you have to wake up early to go to work?
Yes, I do.

Did you have to study at university for this job?

No, I didn't.

3 b Work in pairs. Watch the video again and take turns to do the voice-over using your sentences.

RANGE OF STYLES



- » **documentary clips**
- » **slide shows**
- » **vox pops**
- » **youtube style video**
- » **animation**



macmillan
education

6

MIND AND BODY

IN THE PICTURE Create an avatar

»» Talk about the human body

WORK WITH WORDS

- 1 RECALL** In pairs, write the names of the body parts (A–L) in the pictures. You have one minute.
- 2 LISTEN** Listen to the clues and match the words to the body parts M–X in the pictures.

ankle	M	brain	chest	finger	heart
knee		neck	shoulder	stomach	
throat		thumb	toe		

- 3 LISTEN** Listen and check your answers. Then listen and repeat.

- 4** Write the body parts in Exercise 2 in order, from the highest to the lowest when you're standing up.

brain, ...




- 5 THE MOVING PICTURE** Watch the video. Write the order in which the machine adds the avatar's body parts. What does the avatar do when it's complete?

- 6** Do the quiz. Then compare your answers with a partner.

The Body Parts Quiz

How much do you know about the human body? Answer the questions.

- 1 It's the most complex object in the universe. What's it called?
- 2 It makes sure air and food goes to the correct place. What is it?
- 3 Two parts of our body get bigger and bigger, but we don't cut them. What are they?
- 4 Three bones connect here, including our biggest bone. What is it?
- 5 This part of our body can destroy metal. Which part?



SPEAK

- 7** Draw an avatar but don't let other students see it. Use the avatars below for ideas.




Futuristic



Manga



Monster



GO BEYOND


Do the Words & ...

»» Workbook, page 68

PHRASE BYTES

It's got (a) big/small/long/short/round/square ...
It's got ... next to/above/under/around its ...
It looks like a ...



- 5 THE MOVING PICTURE**  Watch the video. Write the order in which the machine adds the avatar's body parts. What does the avatar do when it's complete?



Video

Unit 6 The Moving Picture: Create an avatar



macmillan
education

TEACHERS RESOURCE CENTRE

- Audio >
- Videos >
- Projects >
- Extra Vocabulary >
- Extra Grammar >
- Life Skills >
- CLIL >
- Culture >
- Tests >
- Extra Reading >
- Extra Speaking >
- Beyond and onestopenglish >
- Extra Writing >
- Grammar Database Tips >
- Extra Resources >
- Presentation Kit >
- Acknowledgements >



Teacher's Resource Centre



BEYOND is a 6-level course for teenagers, from A1+ to B2. The course is based on a detailed mapping onto the CEFR and international exams. It offers a comprehensive syllabus for the skills through systematic development of subskills and linguistic strategies. The age-appropriate skills strand adds a new dimension to language teaching at Secondary.



macmillan
education

PRESENTATION KIT

00:06 / 01:21

»»» Talk about the human body

WORK WITH WORDS

1 **RECALL** In pairs, write the names of the body parts (A–L) in the pictures. You have one minute.

2 **1.67** Listen to the clues and match the words to the body parts M–X in the pictures.














___ ankle	M brain	___ chest	___ finger	___ heart
___ knee	___ neck	___ shoulder	___ stomach	
___ throat	___ thumb	___ toe		

3 **1.68** Listen and check your answers. Then listen and repeat.

4 Write the body parts in Exercise 2 in order, from the highest to the lowest when you're standing up.
brain, ...

5 **THE MOVING PICTURE** Watch the video. Write the order in which the machine adds the avatar's body parts. What does the avatar do when it's complete?

6 Do the quiz. Then compare your answers with a partner.

-  Select
-  Pen
-  Highlighter
-  Eraser
-  Zoom 1
-  Zoom 2
-  Zoom Out
-  Scroll
-  Stopwatch
-  Reveal
-  Note
-  Undo
-  Delete

The Body

How much do you know about the **human body**? Answer the

PRESENTATION KIT

00:06 / 01:21


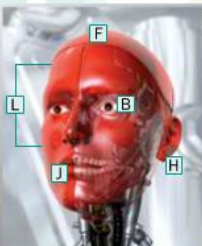

Talk about the human body

WORK WITH WORDS

- 1 RECALL** In pairs, write the names of the body parts (A–L) in the pictures. You have one minute.
- 2 1.67** Listen to the clues and match the words to the body parts M–X in the pictures.

ankle	M	brain	chest	finger	heart
knee		neck	shoulder	stomach	
throat		thumb	toe		
- 3 1.68** Listen and check your answers. Then listen and repeat.
- 4** Write the body parts in Exercise 2 in order, from the highest to the lowest when you're standing up.
brain, ...
- 5 THE MOVING PICTURE** Watch the video. Write the order in which the machine adds the avatar's body parts. What does the avatar do when it's complete?
- 6** Do the quiz. Then compare your answers with a partner.

The Body How much do you know about the human body? Answer the

Tools: Select, Pen, Highlighter, Eraser, Zoom 1, Zoom 2, Zoom Out, Scroll, Stopwatch, Reveal, Note, Undo, Delete



macmillan
education

PRESENTATION KIT



Brain. Your brain is inside your head.
Finger. You have four fingers on each hand.
Thumb. You have one thumb on each hand.
Shoulder. Your shoulders are at the top of your arms.
Toe. You have five toes on each foot.
Ankle. Your ankles are between your legs and your feet.
Knee. You have a knee in the middle of each leg.
Heart. Your heart moves blood around the inside of your body.
Neck. Your neck connects your head to your body.
Throat. Your throat is in your neck at the front.
Stomach. Your food goes to your stomach when you eat.
Chest. Your chest is between your neck and your stomach.



1 LIFE STAGES

IN THE PICTURE Special days

»» Talk about special days in your life

WORK WITH WORDS

1 **RECALL** Work in pairs. Do the tasks. You have three minutes.

a Match the stages of life to the photos (1–10). Some photos match more than one word/phrase.

___ baby ___ child ___ teenager ___ university student
___ young adult ___ adult ___ parent

b Complete the sentences with the words/phrases in the box. Then match them to the photos.

middle-aged person pensioner

1 A _____ is old enough to stop working and receive money from the government. Photo _____

2 A _____ is about 40 to 60 years old. Photo _____

2 Match the photos (1–10) to the actions in the box.

Go on a first date – 4

get a driving licence get a job get married
go on a first date go to university have children
leave home retire start school vote

3 **1.01** Listen and check your answers.

4 Write the events in Exercise 2 in the order people usually do them in your country.

5 a **1.02 PRONOUNCE** Listen and repeat the /e/ and /ɜ:/ sounds.

/e/ /ɜ:/
get first

b **1.03** Listen to these words. Which words have the /e/ sound and which have the /ɜ:/ sound?

friend person work Net university

c **1.03** Listen again and repeat the words.

6 a Complete the sentences with verbs from Exercise 2. Then guess the ends of the sentences.

b **1.04** Listen and check your answers.



SPECIAL DAYS

because *every day* is special

1

Upload your video

Upload your photo



7 **THE MOVING PICTURE** Watch the video. Describe the people. What are they doing?

SPEAK

8 Work in pairs. Ask and answer the questions.

This week's survey: AGE AND EXPERIENCE

1 In your country, when can you ...
start and finish school? _____
get a driving licence? _____
vote? _____

2 When do people in your country usually ...
go on a first date? _____
leave home? _____
get married? _____
have children? _____

»» Workbook, page 8


PHRASE BUILDER

You can ... at .../when you're ...

You can ...
People ...
twenties

GO BEYOND

Do the Workbook on page 130.



1 LIFE STAGES

IN THE PICTURE Special days

>>> Talk about special days in your life

WORK WITH WORDS

1 **RECALL** Work in pairs. Do the tasks. You have three minutes.

a Match the stages of life to the photos (1-10). Some photos match more than one word/phrase.
 ___ baby ___ child ___ teenager ___ university student
 ___ young adult ___ adult ___ parent

b Complete the sentences with the words/phrases in the box. Then match them to the photos.

middle-aged person pensioner

- 1 A _____ is old enough to stop working and receive money from the government. Photo _____
- 2 A _____ is about 40 to 60 years old. Photo _____

2 Match the photos (1-10) to the actions in the box.

Go on a first date - 4

get a driving licence get a job get married
 go on a first date go to university have children
 leave home retire start school vote

3 **1.01** Listen and check your answers.

4 Write the events in Exercise 2 in the order people usually do them in your country.

5 a **1.02 PRONOUNCE** Listen and repeat the /e/ and /ɜ:/ sounds.

/e/ /ɜ:/
 get first

b **1.03** Listen to these words. Which words have the /e/ sound and which have the /ɜ:/ sound?

friend person work Net university

c **1.03** Listen again and repeat the words.

6 a Complete the sentences with verbs from Exercise 2. Then guess the ends of the sentences.

b **1.04** Listen and check your answers.



SPECIAL DAYS

because **every day** is special

1

Upload your video

Upload your photo



7 **THE MOVING PICTURE** Watch the video. Describe the people. What are they doing?

SPEAK

8 Work in pairs. Ask and answer the questions.

This week's survey: AGE AND EXPERIENCE

1 In your country, when can you ...
 start and finish school? _____
 get a driving licence? _____
 vote? _____

2 When do people in your country usually ...
 go on a first date? _____
 leave home? _____
 get married? _____
 have children? _____

PHRASE BUILDER

You can ... at .../when you're ...
 You can't ... until ...
 People usually ... in their twenties/thirties/forties.

GO BEYOND

Do the Words & Beyond exercises on page 130.

>>> Workbook, page 8



1 UNIT LIFE STAGES

IN THE PICTURE Special days

>>> Talk about special days in your life

WORK WITH WORDS

1 **RECALL** Work in pairs. Do the tasks. You have three minutes.

a Match the stages of life to the photos (1–10). Some photos match more than one word/phrase.

_____ baby _____ child _____ teenager _____ university student
_____ young adult _____ adult _____ parent

b Complete the sentences with the words/phrases in the box. Then match them to the photos.

middle-aged person pensioner

1 A _____ is old enough to stop working and receive money from the government. Photo _____

2 A _____ is about 40 to 60 years old. Photo _____

2 Match the

Go on a j

get a dri

go on a f

leave ho

3 > 1.01 Lis

4 Write the

usually d

5 a > 1.02

and /

/e/ /s/

get fil

b > 1.03

have t

/s/ /s/

friend

c > 1.03

6 a Comp

Exerc

sente

b > 1.04



SPECIAL DAYS

because *every day* is special



1



Upload your video



Upload your photo



WORK WITH WORDS

1 **RECALL** Work in pairs. Do the tasks. You have three minutes.

a Match the stages of life to the photos (1–10). Some photos match more than one word/phrase.

_____ baby _____ child _____ teenager _____ university student
_____ young adult _____ adult _____ parent

b Complete the sentences with the words/phrases in the box. Then match them to the photos.

middle-aged person pensioner

1 A _____ is old enough to stop working and receive money from the government. Photo _____

2 A _____ is about 40 to 60 years old. Photo _____

a video. Describe the

the questions.

PHRASE BOXES

You can ... at .../when you're ...

You can't ... until ...

People usually ... in their twenties/thirties/forties.

EXPERIENCE

GO BEYOND

Do the Words & Beyond exercises on page 130.

1 LIFE STAGES

IN THE PICTURE Special days

»» Talk about special days in your life

WORK WITH WORDS

1 **RECALL** Work in pairs. Do the tasks. You have three minutes.

a Match the stages of life to the photos (1–10). Some photos match more than one word/phrase.

___ baby ___ child ___ teenager ___ university student
___ young adult ___ adult ___ parent

b Complete the sentences with the words/phrases in the box. Then match them to the photos.



middle-aged person pensioner



SPECIAL DAYS

because *every day* is special

Upload your video Upload your photo



NEW WORDS MATCHING

2 Match the photos (1–10) to the actions in the box.

Go on a first date – 4

get a driving licence get a job get married
go on a first date go to university have children
leave home retire start school vote

3 **LISTEN** Listen and check your answers.

Most people can only have one child in China / Korea / Japan.

go on a first date?
leave home?
get married?
have children?

»» Workbook, page 8

video. Describe the

the questions.

PHRASE NOTES

You can ... at .../when you're ...
You can't ... until ...
People usually ... in their twenties/thirties/forties.

GO BEYOND

Do the Words & Beyond exercises on page 130.

1 LIFE STAGES

IN THE PICTURE Special days

PRONUNCIATION

5 a 1.02 **PRONOUNCE** Listen and repeat the /e/ and /ɜ:/ sounds.

/e/ get /ɜ:/ first

b 1.03 Listen to these words. Which words have the /e/ sound and which have the /ɜ:/ sound?

friend person work Net university

QUIZ



SPECIAL DAYS




because *every day* is special



Upload your video



Upload your photo



- 1 In some parts of the USA, you can _____ married at **13 / 14 / 20**.
- 2 Children in Finland don't _____ school until they're **7 / 8 / 9**.
- 3 In Brazil and Austria, you can _____ in an election when you're **14 / 16 / 17**.
- 4 In Niger, you can't _____ a driving licence until you're **19 / 21 / 23**.
- 5 People in Saudi Arabia can't _____ on a date before they get **a job / married / a driving licence**.
- 6 Most people can only _____ one child in **China / Korea / Japan**.

1 LIFE STAGES

IN THE PICTURE Special days

»» Talk about special days in your life

WORK WITH WORDS

1 **RECALL** Work in pairs. Do the tasks. You have three minutes.

a Match the stages of life to the photos (1–10). Some photos match more than one word/phrase.

__ baby __ child __ teenager __ university student
__ young adult __ adult __ parent

b Complete the sentences with the words/phrases in the box. Then match them to the photos.

middle-aged person pensioner

- 1 A _____ is old enough to stop working and receive money from the government. Photo _____
- 2 A _____ is about 40 to 60 years old. Photo _____

2 Match the photos (1–10) to the actions in the box.

Go on a first date – 4

get a driving licence get a job get married
go on a first date go to university have children
leave home retire start school vote

3 **1.01** Listen and check your answers.

4 Write the events in Exercise 2 in the order people usually do them in your country.

5 a **1.02 PRONOUNCE** Listen and repeat the /e/ and /ɜ:/ sounds.

/e/ /ɜ:/
get first

b **1.03** Listen to these words. Which words have the /e/ sound and which have the /ɜ:/ sound?

friend person work Net university

c **1.03** Listen again and repeat the words.

6 a Complete the sentences with verbs from Exercise 2. Then guess the ends of the sentences.

b **1.04** Listen and check your answers.

SPECIAL DAYS

because *every day* is special

Upload your video Upload your photo

VIDEO ACTIVITY

7 THE MOVING PICTURE Watch the video. Describe the people. What are they doing?

1 In Niger, you can't _____ a driving licence until you're 19 / 21 / 23.

2 People in Saudi Arabia can't _____ on a date before they get a job / married / a driving licence.

3 Most people can only _____ one child in China / Korea / Japan.

1 In your country, when can you ...
start and finish school? _____
get a driving licence? _____
vote? _____

2 When do people in your country usually ...
go on a first date? _____
leave home? _____
get married? _____
have children? _____

twenties/thirties/forties.

GO BEYOND

Do the Words & Beyond exercises on page 130.

SPEAKING

SPEAK

8  Work in pairs. Ask and answer the questions.

This week's survey:

AGE AND EXPERIENCE

1 In your country, when can you ...

start and finish school?

get a driving licence?

vote?

2 When do people in your country usually ...

go on a first date?

leave home?

get married?

have children?

Workbook, page 4

PHRASE BYTES

You can ... at ... / when you're ...

You can't ... until ...

People usually ... in their
twenties/thirties/forties.

GO BEYOND

Do the Words & Beyond exercises on
page 130.

PAIR WORK

7 **THE MOVING PICTURE**  Watch the video. Describe the people. What are they doing?

STUDENT A

STUDENT B



SPECIAL DAYS

1



WATCH THE VIDEO AGAIN



Who is she?
Who could she be?



macmillan
education




CHOOSE THE VIDEO



macmillan
education

CHOOSE ONE CLIP



What are the people saying?



macmillan
education



YOUR VOICE

Write a transcript

» **record**

» **speak**



macmillan
education



HOMEWORK

» **make a short video**

» **write a transcript**



MODEL FOR SPEAKING



macmillan
education

LANGUAGE IN CONTEXT



macmillan
education

EVERY SPEAKING LESSON

SPEAKING Sorry!

>>> Make and react to apologies

7

SPEAK

- 1 Talk with the class about what's happening in the picture.
- 2 Read these excuses. Which one do you think is the best? What other good excuses do you know?



Excuse Generator

When you haven't done homework

- I was doing it on the bus to school and it blew out the window.
- I put it in my jacket and my mum washed it.
- I left it in the car and my dad took the car to the garage.

When you're late for school

- I lost my glasses and got on the wrong bus.
- I couldn't remember the way.
- It's really foggy outside and I couldn't find the school.

WATCH OR LISTEN

- 3 ▶▶▶ Watch or listen to the scenes. In which scenes (1–6) does somebody accept the other person's apology (say it's OK)?

- | | |
|----------|--|
| 1 Kate: | I haven't done my homework. I'm really sorry but we had an important basketball game yesterday. |
| Teacher: | That's (a) . You can do it for tomorrow. |
| 2 Lucia: | Sorry I'm late. I had to go to the doctor. |
| Teacher: | That's (b) . Sit down. |
| 3 Matt: | Sorry I'm late. I missed the bus. I think the bus driver came early. |
| Teacher: | That's not (c) enough. You should get up earlier. |
| 4 Ben: | I've forgotten your DVD. I'm really sorry. I'll bring it tomorrow. |
| Marc: | Don't (d) about it. Tomorrow's fine. |
| 5 Vicky: | Erm, I've lost the paper with the information for our project. I'm sorry. I've looked everywhere for it. |
| All: | (e) we need it for the history lesson. What are we going to do? |
| 6 Mel: | Sorry I didn't phone you yesterday. I forgot to charge my phone. |
| Lucia: | That's OK, no (f) . |



- 4 ▶▶▶ Watch or listen again and complete the conversations with the words in the box. Which phrases do you use when you DON'T accept an apology?

all right but good OK problem worry

ACT

- 5 You're going to make apologies for the situations below.
 - First think of good explanations or excuses.
 - Work in pairs. Make apologies and react to your partner's apologies.
- 1 You're late for school.
 - 2 You haven't done your homework.
 - 3 You've forgotten or lost something of your partner's.

PHRASEBOOK ▶▶▶

Make an apology

I'm (really) sorry.
 Sorry I'm late.
 Sorry, I've forgotten/lost/...
 I had to ...

Accept/refuse an apology

✓ That's OK. / That's all right.
 ✓ Don't worry about it.
 ✓ No problem. / Never mind.
 ✗ That's not good enough.
 ✗ But ...



BODY LANGUAGE

SPEAKING Sorry!

Make and react to apologies



Excuse Generator

When you haven't done homework

- I was doing it on the bus to school and it blew out the window.
- I put it in my jacket and my mum washed it.
- I left it in the car and my dad took the car to the garage.

When you're late for school

- I lost my glasses and got on the wrong bus.
- I couldn't remember the way.
- It's really foggy outside and I couldn't find the school.





BEYOND



SKILLS FOR THE 21st CENTURY

LIFE SKILLS FOR TEENAGERS



LANGUAGE & BEYOND

13TH BIRTHDAY IDEAS???

VIC245 • WALL

Hey! It's my 13th birthday next week and I want to do something REALLY special with about six or seven friends. Mum and Dad say I can choose what to do IF I organise everything. I can spend up to 200 pounds. Any ideas? PLEASE HELP! **VIC245**.

48 minutes ago • Like

Write a comment...



>>> Find ideas and information

READ AND SPEAK

1 Work in pairs. Read Vic245's message above and answer the questions.

- 1 Why is she writing the message?
- 2 What does she need to do?

13TH BIRTHDAY IDEAS???

BEST ANSWERS

Is there a theme park near your home? Spend the day there!

GE03X 48 minutes ago • Like

LIFE SKILLS FOR TEENAGERS



See things from another person's perspective

SPEAK AND READ

- 1 Work in pairs. Describe what you can see in the picture.
- 2 Work in pairs. For each thing that Mark and Maria say, make notes on how other people will react. Then compare notes with other students and discuss any differences.



Before you argue with someone, always try and see things from their perspective.

1

Let the other person speak. Then think. What are they really saying? Always question your first reaction.

LIFE SKILLS FOR TEENAGERS



>>> Be a successful non-native speaker

SPEAK AND READ

1 The photos above were all taken at an international youth conference. Work in pairs and answer the questions.

- 1 What language do you imagine the people are speaking? Why?
- 2 How do you think each person feels?
- 3 How would you feel if you were at the conference?

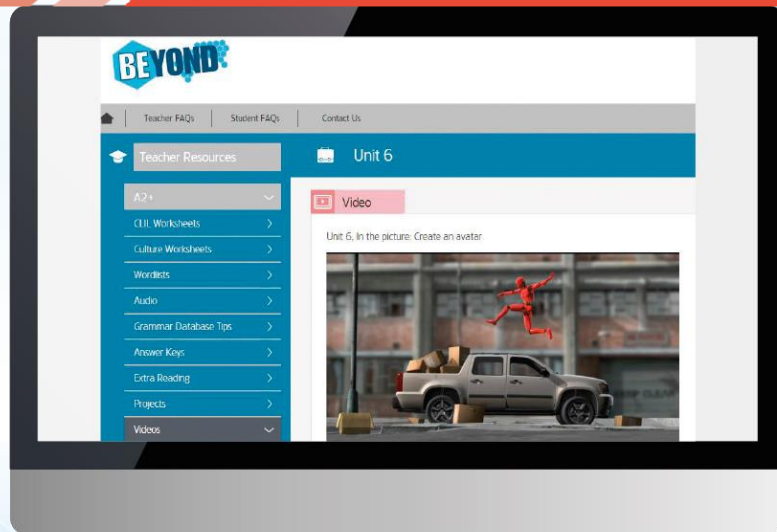
2 Work in pairs. Read the comments (1–4) from people at the conference and match them to the photos. Give reasons for your answers.

1 I didn't speak much. I was nervous and couldn't express myself. Everything came out wrong.

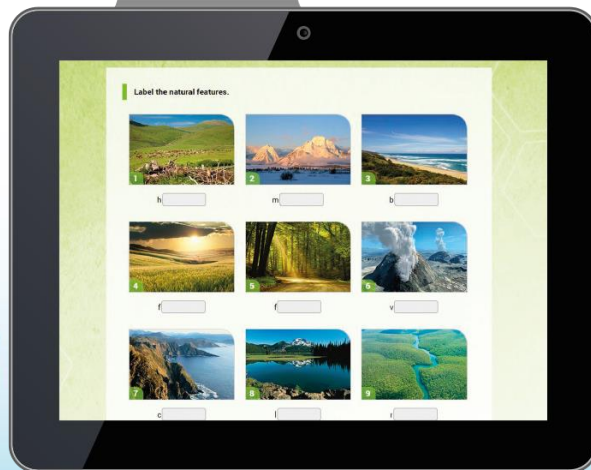
2 It was hard to understand some people – and they found it hard to understand me.

3 One person didn't look me in the

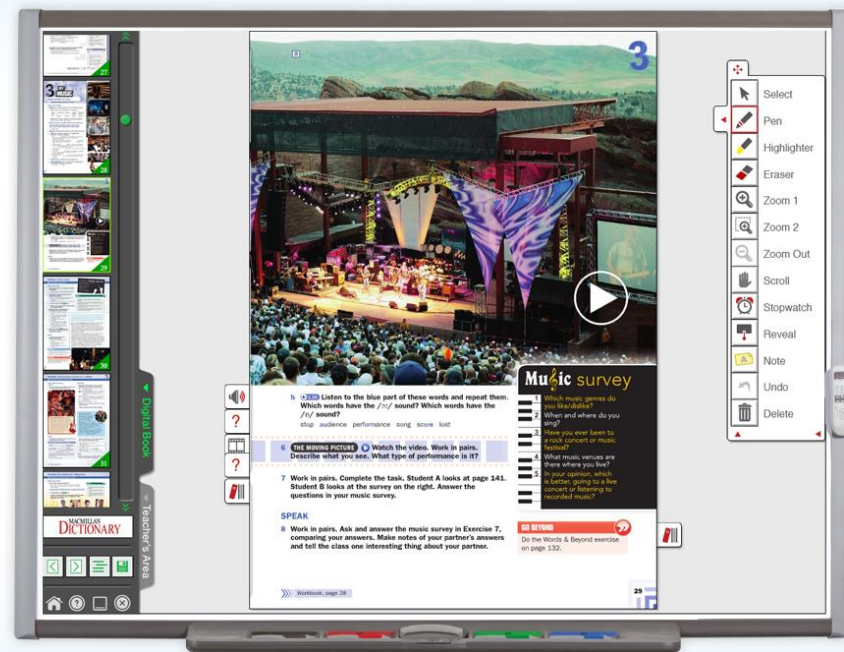
STRONG MULTIMEDIA OFFERING




ONLINE RESOURCE CENTRES



ONLINE WORKBOOK



PRESENTATION KIT



**Learn BEYOND.
Teach BEYOND.
Go BEYOND.**

BEYOND



www.macmillanbeyond.com