

Macmillan
Science



Workbook




1

David and Penny Glover


MACMILLAN

Scope and sequence


Topic	Page	Objectives
Topic 1 The things around us 	4	Distinguish living and non-living things Distinguish plants and animals Sort and classify living and non-living things
Topic 2 Plants and their parts	8	Name the parts of a plant Collect and handle specimens Make a leaf print
Topic 3 The importance of plants	12	Identify how some plants and plant parts are used Use good hygiene to handle and prepare food Identify different fruits
Topic 4 Seeds	16	Identify seeds as plant parts from which new plants grow Sort and classify specimens Care for a growing plant
Topic 5 All sorts of animals 	20	Name common animals Classify animals as those seen on the ground, in water or in the air Classify animals by skin covering (fur, feathers, scales)
Topic 6 Animals move and feed	24	Describe how different animals move Match animals to their foods Make and position a bird feeder
Topic 7 Caring for animals	28	Identify animals as wild or domestic List some things that domestic animals need Say how to care for an animal


Topic	Page	Objectives
Topic 8 My body 	32	Point to and name your body parts Draw a face Compare people and identify their similarities and differences
Topic 9 Caring for my body	36	Explain why you must care for your body Show how you wash your hands and clean your teeth Value cleanliness
Topic 10 Different materials 	40	Recognise wood, metal, plastic, cloth and other common materials Sort materials by simple properties (shiny/dull, rough/smooth, light/heavy)
Topic 11 Using materials	44	Use different materials to make products Follow simple instructions Make objects from different materials
Topic 12 Solids and liquids	48	Identify common examples of the solid and liquid states of matter Compare the properties of the solid and liquid states Compare different water containers
Topic 13 The Earth and the sun 	52	Explain that we live on planet Earth Describe the Earth and its movement around the sun Explain that the sun is a star and that it is the source of light on Earth Compare day and night
Topic 14 Weather and the seasons	56	Describe different weather conditions List and describe the seasons: spring, summer, autumn, winter Use simple weather symbols Describe some ways in which the seasons affect living things


Topic 1 The things around us


1 Look at the pictures. Circle the living things.
Cross out the things that are non-living.


Two have been done for you.


a  stone


b  tree


c  house


d  insect


e  worm


f  fire

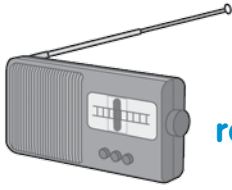
g  bird

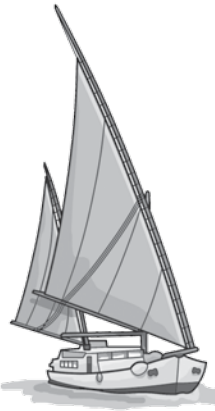
h  flower

i  cat


j  car

k  fish


l  radio

m  boat

2 Draw a living thing. Draw something that is non-living.




living



non-living

3 Look at the pictures. Is each an animal or a plant?
Circle the animals. Draw a box around the plants.

Two have been done for you.



4 Draw your favourite animal. Draw your favourite plant.

my favourite animal

my favourite plant

**5 True ✓ or false ✗?****a** Plants are living things.**b** A stone is a living thing.**c** Animals are living things.**d** A pencil is not alive.**e** A bottle top can grow.**6 Living things grow.**

Plants grow. Draw a bigger tree in the box.

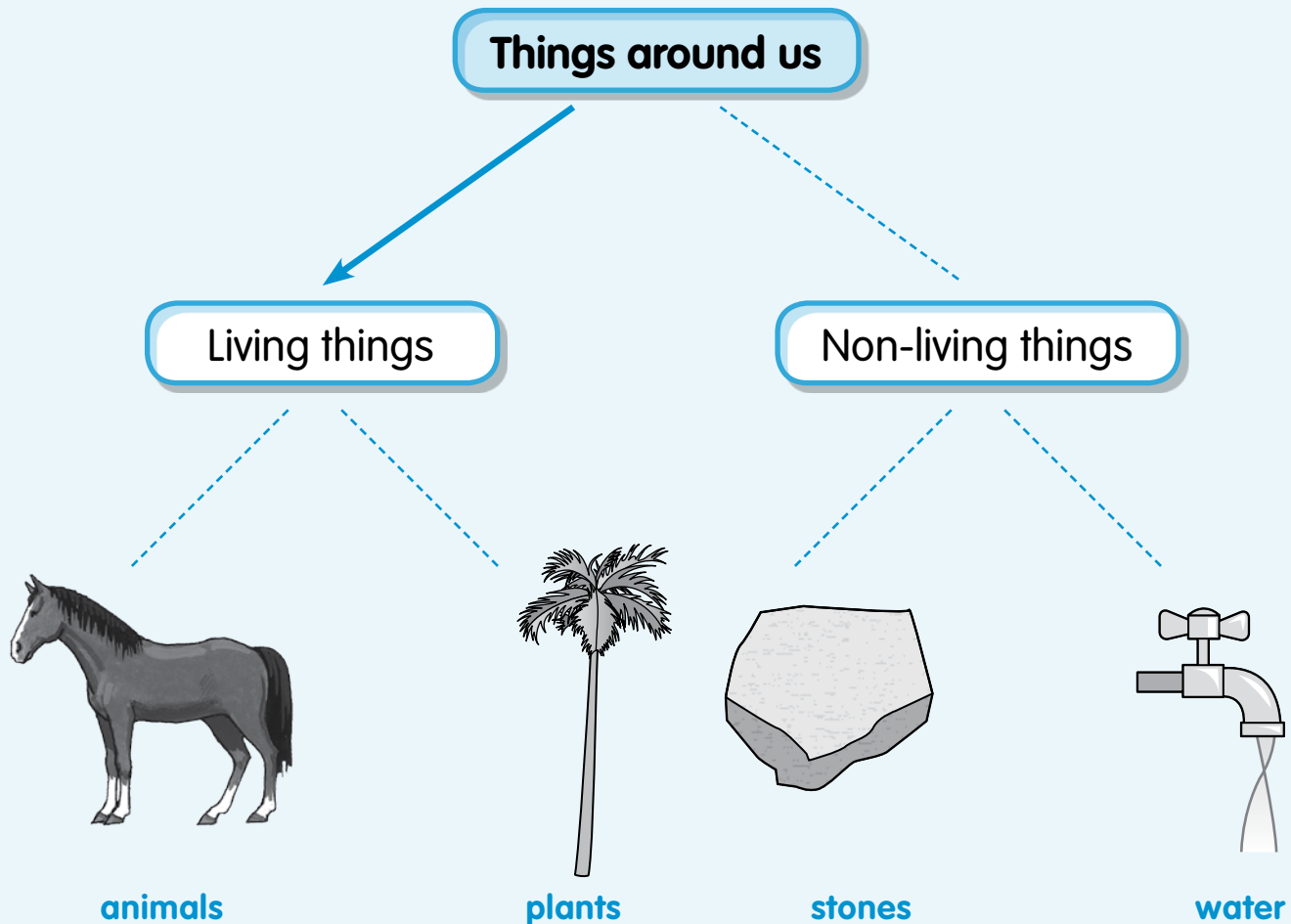


Animals grow. Draw a bigger cat in the box.





7 Finish the arrows to complete the chart.



8 Chant the sentences. Add more yourself.

I am alive.

A bird is alive.

A tree is alive.

A _____ is alive.

A stone is **not** alive.

A car is **not** alive.

A house is **not** alive.

A _____ is **not** alive.