

repetitorium **ÓSMOKLASISTY**

ZESZYT ĆWICZEŃ
język angielski



Karolina
**KOTOROWICZ-
JASIŃSKA**

Zbigniew
POKRZEWIŃSKI

1 **Uzupełnij luki w zdaniach. Pierwsze litery brakujących wyrazów zostały podane.**

- 1 The wedding took place in the church, and the r_____ after that was in the garden.
- 2 At the weekends, I wear the red s_____ with a hood, because it's very comfortable.
- 3 Why don't we buy Mum a golden n_____ and earrings for her birthday?
- 4 I don't believe you have w_____ on your face. You're too young for that!
- 5 I think I'm of medium h_____, but people say I'm tall.
- 6 Tim is very g_____ and he always gives a lot of money to charity.
- 7 I'm always a_____ about maths tests, because I'm afraid I can fail.
- 8 Mary is r_____ - if the teacher makes her responsible for a task, she always does it on time.

2 **Uzupełnij pytania o dane osobowe tak, aby pasowały do podanych odpowiedzi. W każdą lukę wpisz jeden wyraz.**

- 1 X: What _____ name?
Y: I'm Alex.
- 2 X: Do _____ a nickname?
Y: Yes, people call me Jordan because I love basketball.
- 3 X: When _____ born?
Y: In 2005.
- 4 X: _____ is your _____?
Y: I'm British.
- 5 X: Can you _____ your email, _____?
Y: Sure! It's alex.smith@euro.com.

3 **Uzupełnij opis ilustracji. W każdą lukę wpisz jeden wyraz tak, aby powstał spójny i logiczny tekst, zgodny z ilustracją.**



Look at this photograph. It's me three years ago. I'm wearing my favourite jeans and a striped top with long
1 _____. In this picture, I still have long brown
2 _____. Also, I no longer have this
3 _____ - I now carry my books in a bag. But these
4 _____ are still my favourite of all possessions - I use them to listen to music all the time.

4 **Uzupełnij teksty informacjami o swoich bliskich.**

My family member

My _____ is quite good-looking. He/she has _____ hair and _____ complexion. His/Her eyes are _____. He/she usually wears _____.

My best friend's character

My friend _____ is a very _____ person. He/she is _____ and _____. He/she always _____ and he/she never _____.

5 **Wykorzystaj podane wyrazy, aby napisać tekst na temat ciekawego hobby jednego z twoich przyjaciół.**

friend / mine / have / interesting hobby. He/she ...
I think / great / because ...
Thanks / this hobby / he/she is ...

- 1 Przeczytaj teksty na str. 6. w podręczniku i odpowiedz na pytania.

Text A

- 1 How big are the groups at the Beginners Filmmaking Club?

- 2 What do they learn to use in the film club?

Text B

- 3 How many languages can you speak in the classroom?

- 4 What can members of the Foreign Language Club do on holidays?

Text C

- 5 For whom does the Volunteering in Community organise the events?

- 6 How often do the volunteers' meetings take place?

- 2 **Uzupełnij luki w e-mailu zgodnie z treścią tekstów ze str. 6. w podręczniku. Luki należy uzupełnić w języku polskim.**

< **New message**

Cześć Robercie!

Przesyłam informacje o zajęciach pozalekcyjnych – może uda się nam wybrać coś wspólnie. W ramach klubu filmowego odbędzie się

¹ _____ zajęć, podczas których nauczymy się używać specjalnego

² _____ i sprzętu do robienia filmów, co przyda nam się w różnych projektach. Jeżeli wybierzemy klub językowy, możemy podszkolić hiszpański dzięki ³ _____ i książek w tym języku. Jest jeszcze jedno koło, dla wolontariuszy, ale oni spotykają się

⁴ _____, a ja mam w ten dzień treningi pływania. A więc jak, zapiszemy się razem do któregoś koła?



Krzysiek

- 1 **Uzupełnij dialogi tak, aby otrzymać spójne i logiczne teksty.**

- 1 X: _____ ?
Y: Well, I've just moved in to my new house.
- 2 X: We're meeting at Woodward Street, by the clothes shop.
Y: _____ ?
X: Sure, Woodward Street, right next to the clothes shop.
- 3 X: _____ ?
Y: I've been better, to be honest.
X: Really? What's the matter?
- 4 X: I haven't seen you for a month! What's up?
Y: _____, I'm still a student in the same school.
- 5 X: Do you have a preferred name?
Y: _____ .
X: It's like a nickname, how you want me to call you.

- 2 **Uzupełnij dialog, używając podanych wyrazów.**

- Sue: Hello Ben! It's been a long time!
Ben: Yes, ¹(how / you / be) _____
_____ ?
- Sue: Not bad. I passed my driving test last week.
Ben: ²(Congratulations / get / license) _____
_____ !
- Sue: Thanks. ³(I / like / meet / my friend) _____
_____ .
- Jack: ⁴(Hi / Jack) _____
Ben: ⁵(please / meet you, Jack) _____
_____ . I'm Ben.
- Jack: ⁶(you / enjoy / party) _____
_____ ?
- Ben: Yes, it's great. The bride looks very pretty in her wedding dress.
Sue: She does! Anyway, ⁷(I / afraid / we / have / go now) _____
_____ .
They are going to cut the cake now. ⁸(It / be / nice / talk / you) _____
_____ .
- Ben: OK, ⁹(bye / now) _____ .



- 1   Postuchaj nagrania 03 do zad. 2. ze str. 8. w podręczniku i odpowiedz na pytania.

- How often does the Culture Club take place?

- Which nationality are they going to look at this week?

- Which two art activities connected with it can you do there?

- Why do pupils choose to join the club? Give two reasons.

- 2   Postuchaj nagrania 04 do zad. 5. ze str. 8. w podręczniku i uzupełnij luki w zdaniach.

Speaker 1

- The girl was the groom's _____.
- She hopes to have the same _____ as he did.

Speaker 2

- His prom took place in _____.
- _____ celebrated the event with him.

Speaker 3

- At the beginning of the exam, the girl sat _____ seat.
- Then she wanted to turn _____ instead of _____.

Speaker 4

- The boy was anxious about _____ party which his parents organised.
- During the party he liked _____ and _____.

- 1 Uzupełnij dialogi. Zaznacz właściwą odpowiedź: A, B albo C.

A: Steve doesn't seem to be a good friend of ¹ _____.
Am I right?

B: No, not really. He ² _____ pretty boring, you know.

A: What do you mean?

B: Well, he ³ _____ any hobbies.


- | | | |
|-------------|---------------|--------------|
| 1 A your | B yours | C you |
| 2 A is | B isn't | C hasn't |
| 3 A has got | B haven't got | C hasn't got |

A: Do you want to invite your ⁴ _____ husband to your birthday party?

B: What? My sister ⁵ _____ a husband. She has got a fiancé, but they ⁶ _____ married yet.

- | | | |
|-----------------|------------|--------------|
| 4 A sister's | B sisters' | C sisters |
| 5 A haven't got | B has got | C hasn't got |
| 6 A are | B aren't | C have got |



- 2  Przetłumacz na język angielski fragmenty podane w nawiasach tak, aby otrzymać logiczne i gramatycznie poprawne zdania. W każdą lukę wpisz maksymalnie trzy wyrazy.

- At weekends, I (*zazwyczaj spędzam czas*) _____ in the shopping centre with my friends.
- (*Czy masz*) _____ any cousins?
- Do you (*dobrze dogadujesz się*) _____ with your brothers and sisters?
- This is my (*zdjęcie ślubne rodziców*) _____.
- We are in the same class, but he (*nie jest moim*) _____ best friend.
- I like her hair – (*są rude*) _____ and very long.

3 Uzupełnij luki w tekstach wyrazami z ramki. Cztery z nich zostały podane dodatkowo i nie pasują do żadnej luki.

confident nervous wear meet make
take reception enjoy wedding dress

< ✉ New message
Amy,
I need your help! On Friday, I'm going to a formal
1 _____ at school – it's for students who have
won a scholarship. There are going to be some important
people at the party – the headmaster and the mayor. Plus,
they are going to 2 _____ photos for the local
paper! As you can figure out, I need to 3 _____
something smart, and all I have in my wardrobe are
hoodies and jeans. Have you got anything I can borrow?
Mary

< ✉ New message
Mary,
Of course I can help! It's important that you feel
4 _____ and 5 _____ yourself without
thinking if you look good all the time. I can lend you
my navy blue dress and coat. Let's 6 _____ up
tomorrow evening at my place – you can take anything
you need then. Call me after school.
Amy

4 Uzupełnij każde zdanie z luką, wykorzystując wyrazy podane drukowanymi literami. Nie zmieniaj formy podanych wyrazów. W każdą lukę wpisz maksymalnie trzy wyrazy, wliczając w to wyraz już podany.

- They haven't got any rings that I'd like to buy. **NOT**
There _____ rings that I'd like to buy.
- Susan and Ben don't want to go out together anymore. **UP**
Susan and Ben want _____.
- Mr. Thompson always comes on time. **IS**
Mr. Thompson _____.
- It's great that you passed your final exam. **ON**
Congratulations _____ final exam!
- Do you often argue with your best friend? **OUT**
Do you often _____ with your best friend?

1 Odpowiedz na pytania.

- What does your best friend look like?

- What is he/she like? _____

- What does he/she like? _____

- What do you have in common? _____

2 Uzupełnij zdania.

- My mum looks like _____
_____.
- My dad is the kind of person who _____
_____.
- My teacher is keen on _____
_____.

3 Uzupełnij e-mail, wpisując jeden wyraz w każdą lukę. Użyj wyrażen z ramki
Phrase Box ze str. 10. w podręczniku.

< ✉ New message
Hello Derek,
In your last email you asked about my best friend from school, and I'd like to write a few words about him. We 1 _____
_____ at school ten years ago, and we've been friends ever since.
To begin with, I must say John 2 _____
_____ me. We both have short blond hair, and we wear similar clothes. Our hobbies are similar, too. We are both
3 _____ sports – he plays football and I do karate.
Our personalities are quite different though. John is always confident. He is the 4 _____
_____ who is never worried about anything. I'm often very nervous, although I 5 _____ relaxed, so people may think I don't care. Anyway, I hope that one day we can meet together. I'm sure you will like John a lot!
Bye for now,
Ben

1 Uzupełnij definicje.

- 1 People who live around you are your _____ g _ b _ _ r _ .
- 2 The piece of furniture where you can keep cups and plates is a _ _ p _ _ a _ d .
- 3 The top part of a room is called a _ e _ l _ n _ .
- 4 A special room in a house used for hanging coats and jackets is a c _ o _ _ r _ _ m .
- 5 A piece of kitchen equipment which keeps food fresh is a _ _ i _ g _ .
- 6 A room under a building where you can keep things is a c _ _ l _ r .
- 7 An area of short grass in a garden is a _ _ w _ .

2 Uzupełnij opisy mieszkań. W każdą lukę wpisz dwa wyrazy.

I live in a ¹ _____ flats,
² _____ third floor.
 Unfortunately, I don't live in the centre, so my home is ³ _____ shops and the cinema. It takes me an hour to get there!

I live in ⁴ _____ house, so I don't have any neighbours. The next closest house is almost a kilometre away. My house is ⁵ _____ countryside and it ⁶ _____ by fields and forests.

3 Uzupełnij opis swojego pokoju.

In my room, I've got a _____ ,
 a _____ and some _____ .
 There is a _____ , but there isn't any _____ .
 There are some _____ , too.
 The bed is next to the _____ and the desk is _____ .
 I keep my clothes _____ and my books _____ .
 Two things I'd like to change in my room are _____ .

4 Odpowiedz na pytania o swoim wymarzonym domu.


- 1 In which type of home would you like to live and why?

- 2 Where is your ideal home situated? What is it surrounded by?

- 3 How many rooms are there in your ideal home? What are they?

- 4 Which three household appliances would you like to have the most?

- 5 What furniture and decorations would you like to have in your ideal room? Name five items.

5  Przeczytaj tekst. Spośród wyrazów podanych w ramce wybierz te, które poprawnie uzupełniają luki 1-3. Wpisz odpowiednią literę (A-F) obok numeru każdej luki. Uwaga! Trzy wyrazy zostały podane dodatkowo.

A table	B make	C dishes
D do	E tidy	F take

I don't have many household tasks to do. I have to do some of my duties every day – I ¹ _____ the bed every morning, and it's my job to ² _____ the rubbish out after school. Other duties are not that frequent. When we have guests for dinner, I always set the ³ _____ and load the dishwasher. I really don't mind doing any of the housework.


1 Przeczytaj tekst ze str. 14. w podręczniku i popraw zdania tak, aby były zgodne z jego treścią.

- 1 Jack's parents have had the boat since July.

- 2 Living on a boat is terrible for Jack.

- 3 Jack cleaned the boat with his dad.

- 4 Jack studies at a new school now.

2  Uzupełnij luki w zdaniach 1–6 zgodnie z treścią tekstu ze str. 14. w podręczniku.

- 1 Jack's new house is called _____.
- 2 Jack and his parents _____ the boat in July.
- 3 They enjoy living far from _____ and _____.
- 4 The view from Jack's window is onto _____ and _____.
- 5 They can't stay in one place longer than _____.
- 6 Jack is planning to photograph _____.



3 Uzupełnij tekst swoimi pomysłami.

I'm visiting my friend in his new house. I'd like to buy _____ as a present. I believe it's _____ and _____. He/she can _____. I'm sure he/she will like it!

1 Odpowiedz na pytania pełnymi zdaniami.


- 1 What colour are the walls in your room?

- 2 How do you get to school from your home?



- 3 Which room in your house do you spend the most time in?

2 Uzupełnij dwa brakujące wyrazy w każdym pytaniu. Następnie uzupełnij odpowiedzi.

- 1 X: _____ you get to the cinema from here?
Y: Just turn _____.
- 2 X: _____ parents out at the moment?
Y: No, _____.
- 3 X: _____ you paint the walls black?
Y: Because _____.
- 4 X: _____ the nearest park?
Y: There is one _____.

3  Uzupełnij dialog, wpisując w każdą lukę brakujący fragment wypowiedzi. Wykorzystaj wyrazy podane w nawiasach, ale nie zmieniaj ich formy.

- Tom: I tidied my room yesterday. I threw out most of my old magazines
- Kim: Finally! (magazines) _____ leave?
- Tom: The ones that are my favourite – about computers.
- Kim: (got) _____ ?
- Tom: Only about 60.
- Kim: That's not bad! (keep) _____ them?
- Tom: In a drawer.
- Kim: So (bedroom) _____ now?
- Tom: It's awesome! I have plenty of space, which is what I really needed.
- Kim: Good for you. (come) _____ and visit you?
- Tom: Of course! How about tomorrow?

1   **Posłuchaj nagrania 06 do zad. 4. ze str. 16. w podręczniku i odpowiedz na pytania.**


- 1 Why doesn't the girl need a wardrobe?

- 2 What makes the accommodation better than a tent? _____

- 3 What is the one thing that the house doesn't have? _____

- 4 When does the boy want the girl to visit him next time? _____

- 5 Why can't he send any emails from where he is? _____

2  **Posłuchaj nagrania 06 do zad. 4. ze str. 16 w podręczniku i uzupełnij luki w zdaniach.**

- 1 The girl wants to fold her T-shirts and _____.
- 2 There is a _____ in the caravan in case they need one.
- 3 The _____ is what the girl likes the most in her grandparents' house.
- 4 The girl thinks it may be too _____ to sit on the terrace.
- 5 The boy can go _____ if the weather is good.

3 **Odpowiedz na pytania.**

- 1 Do you prefer folding your clothes or hanging them in a wardrobe? _____

- 2 When did you last go to a magical place? What was it? _____


- 3 What do you do on holidays when there is no WiFi and the phone signal is bad?

1 **Uzupełnij zdania czasownikami w nawiasach w odpowiedniej formie.**

- 1 Leave me alone, please. I (study) _____ for a test now.
- 2 (Tim / do) _____ any household tasks at all?
- 3 We (not make) _____ the bed every morning.
- 4 At the moment, Paul (share) _____ a room with his schoolmate.
- 5 Mark and Ben (not run) _____ in the park today, they've gone to the stadium.
- 6 My cousin (not go) _____ to school, his mother (teach) _____ him at home.

2 **Zakreśl właściwe wyrazy i dokończ zdania.**


- 1 At the moment, I *sit* / *'m sitting* _____.
- 2 I *tidy* / *'m tidying* my room _____ a week.
- 3 *It* / *There* aren't any _____ in my room.
- 4 I *'m spending* / *spend* the weekends at _____.
- 5 Today, my parents and I *are eating* / *eat* _____.

3  **Uzupełnij opis ilustracji. W każdą lukę wpisz jeden wyraz tak, aby powstał spójny i logiczny tekst, zgodny z ilustracją.**



I've redecorated my room recently, and it looks pretty good now. To be honest, my mum ¹ _____ not like it because it's not colourful enough. But that's how I wanted it – only three colours. That's why even the rubbish ² _____ is silver – to match the interior

design. I really like the picture frames hanging above the ³ _____. For the time being, there ⁴ _____ not any plants in the room, but I'm buying some next weekend.

4  Przetłumacz na język angielski fragmenty podane w nawiasach tak, aby otrzymać logiczne i gramatycznie poprawne zdania. W każdą lukę wpisz maksymalnie trzy wyrazy.

- 1 Mary isn't keen on sport, and she (*nie chodzi*) _____ to the gym regularly.
- 2 (*Używasz*) _____ the hairdryer, or can I take it now?
- 3 My cousin looks Latino, but he (*nie pochodzi*) _____ from South America.
- 4 (*Są dwie*) _____ bedrooms in this bungalow.
- 5 The pillow you're sleeping on (*jest moja*) _____.
- 6 Do you know the girl who (*pływa w*) _____ the pool?



5 Odpowiedz na pytania, uzupełniając luki w odpowiedziach.

- 1 Which famous person would you like to share a room with?
I'd like to share a room with _____, because he/she is _____.
- 2 What are the advantages of living in a small house?
When you live in a small house, you can _____ and you don't need to _____.
- 3 What do you do to help your parents in the kitchen?
I usually _____ and I sometimes _____.

1 Dokończ zdania. Następnie do każdego punktu dopisz jedno zdanie rozwijające daną informację.

- 1 What I like about the place where I live is _____.
- 2 On holidays, we usually stay _____.
- 3 The problem with the location of my house is that _____.
- 4 The kitchen in my house is _____.
- 5 My house is near _____.

2 Przetłumacz fragmenty podane w nawiasach na język angielski. Użyj wyrażen z ramki Phrase Box ze str. 18. w podręczniku.

<  New message

Hi Betty,
How is your summer going?
I'm spending my holidays with my cousins. We are staying in their summer house. It is ¹ (*bardzo blisko*) _____ the lake, so we go swimming every day. The house ² (*jest małej*) _____ – it has only two bedrooms. ³ (*Problem z moją sypialnią*) _____ is that there is no window in it, so I can't get any fresh air. However, the living room is nice and cosy. ⁴ (*Jest tam nowoczesna*) _____ sofa and a huge TV set. ⁵ (*To co mi się nie podoba*) _____ is that my aunt tells us to tidy it every day.
Anyway, I'm coming back next week. I hope we can meet and talk about our holidays.
See you!
Nadia

- 1 **Uzupełnij zasady panujące w szkole odpowiednimi wyrazami. Liczba liter w każdym wyrazie jest podana w nawiasach.**

During experiments in the _____ (7) lab,
always wear a uniform.

No running in the _____ (8)
during the break.

Keep all your essays in
a special _____ (6)
in your locker.

Bring all your homework
_____ (11)
on Fridays.

All maps and globes in the _____ (9)
classroom must be kept behind the teacher's desk.

- 2 **Z pomieszanych liter utwórz wyrazy i uzupełnij nimi pytania, a następnie udziel na nie odpowiedzi.**

1 What is your favourite _____
(csohol usbjetc)?

2 Do you often study in the _____
(railbry)?

3 Where do you usually have _____
_____ (yicphsla udecaiton)?

4 What school objects do you have in your
_____ (pclnie aces)?

5 Do you always _____
(veries fro) tests?

6 What do you dislike about your _____
(mitetblae)?

- 3 **Przetłumacz na język angielski fragmenty podane w nawiasach tak, aby otrzymać logiczne i gramatycznie poprawne zdania.**

1 In the music classes, we learn (grać na instrumentach) _____ .

2 (W której klasie) _____ you in?

3 Which school subjects (on uczy) _____
_____ ?

- 4 **Uzupełnij luki w tekście. W każdą lukę wpisz brakujący czasownik.**

< ✉ New message

Kim,

As you know, I was absent from school last week and now I need to ¹ _____ up with all the lessons, as I don't want to ² _____ behind too much. Can you help me, please?

To begin with, is there any homework to ³ _____ in on Monday? I need to know if I have to do anything over the weekend. Also, I've just managed to ⁴ _____ out from Max that we have an online project to do, but he can't remember the details. Did you ⁵ _____ down what exactly we need to do?

Let me know,
Mandy

- 5 **Uzupełnij odpowiedź Kim według własnego pomysłu.**

< ✉ New message

Mandy,

I'm afraid there is plenty of homework to do for next week. For Monday, you have to write _____ . We are taking a test _____ , so you should _____ . Oh, and Max was right – we have to do an online project about _____ . Finally, don't forget to bring _____ and _____ . We need it _____ . I'm sending you all the details in the attachment. If you need anything else, just ask.

Kim

4 If you don't know a word, (użyj słownika) _____ .

5 Who is (ich wychowawcą) _____ ?

6 How many exams (zdawałeś) _____ last year?

1 Przeczytaj tekst ze str. 24. w podręczniku i odpowiedz na pytania. Uzupełnij zdania, wpisując swoje odpowiedzi w luki.

- 1 What did Miss Wilson decide to do?
She decided to _____

- 2 How did she inform parents about her decision?
She _____ informing them about her decision.
- 3 What will be the only possible homework assignment?
Students will only get homework when _____

- 4 What does Sara have time for now?
Sara now has time for _____

- 5 How long did it take her to work on assignments before?
She spent _____
on assignments.

2 Przeczytaj tekst ze str. 24. w podręczniku. Uzupełnij treść e-maila Sary do koleżanki.

< New message

Karen,

You won't believe what happened at my school!

One of our teachers, Miss Wilson, promised not to ¹ _____ and she now only tells us to do at home activities which ² _____. Isn't that great? I no longer need to spend ³ _____ every evening doing homework. I have plenty of time for ⁴ _____ and I can finally relax. I can finally meet ⁵ _____ if I want to. ⁶ _____ also thinks it's a great idea and she's happy for me.

And how is your school? Are you as lucky as I am?

Cheers,

Sara

1 Uzupełnij podane reakcje tak, aby jedna z nich wyrażała zgodę, a druga nie. W każdą lukę wpisz jeden wyraz. Następnie zakresł reakcję zgodną z twoją opinią i napisz jej uzasadnienie.

- 1 Teachers have an easy job!
A) _____, right?

B) _____, right?

- 2 The school year should be longer.
A) I'm afraid I _____

B) _____ right!

- 3 History is more interesting than maths.
A) I totally _____


B) I'm not _____ that.

- 4 Learning English is very important.
A) Sure _____!

B) No _____!

2 Uzupełnij dialogi, wpisując w każdą lukę brakujący fragment wypowiedzi. Wykorzystaj wyrazy podane w nawiasach, ale nie zmieniaj ich formy.

- 1 X: Have you met our new biology teacher?
What (think) _____ her?
Y: She seems nice. She is smiling all the time.
X: I (so) _____, too.
- 2 X: How (feel) _____ doing the online project together?
Y: Personally, I think it's a great idea. Let's ask Ms. Jenkins!
- 3 X: I haven't got the history essay yet. Can you give me yours to look at?
Y: (serious) _____!
I won't let you copy my work.

- 1  **Posłuchaj nagrania 10 do zad. 3. ze str. 26. w podręczniku i uzupełnij e-mail Roberta do kolegi.**


< New message

Greg,

You're not gonna believe this! Mr. O'Connell says I am ¹ _____ in his music class and he suggested that I could ² _____. I'm not sure I'm ³ _____ to be in the band, but he says I should try. First, of course, I need to go through ⁴ _____, for which I have to prepare ⁵ _____. He also promised to inform ⁶ _____. They will be thrilled!

I'll let you know how it goes.

Robert

- 2  **Posłuchaj nagrania 11 do zad. 5. ze str. 26. w podręczniku i odpowiedz na pytania.**

Speaker 1

When will he have to start wearing a uniform?

Speaker 2

Why didn't she like the school uniform?

Speaker 3

Why isn't he interested in the issue of uniforms?

Speaker 4

What problem do some poorer kids at school have?

- 1 **Uzupełnij zdania parami czasowników z ramki w odpowiedniej formie *past simple*, *past continuous* lub *used to*.**

not drive – change	enter – run	go – move
not come – prepare	do – make	break – play

- 1 Luke _____ his leg when he _____ football in PE last week.
- 2 When the teacher _____ the classroom, all the students _____ around the desks.
- 3 Ben _____ to our school, but he _____ out last year and now he's in a different one.
- 4 While John and I _____ homework, my mum _____ dinner for us.
- 5 I _____ to your party because I _____ for an exam.
- 6 My parents _____ me to school, but then they _____ their mind and now we go by car every morning.

- 2 **W każdą ramkę wpisz brakujący przyimek, a następnie uzupełnij zdania informacjami o sobie.**

- 1 I never borrow books _____
- _____
- 2 I quickly get bored _____
- _____
- 3 The last time I disagreed my best friend was _____
- _____
- 4 Last week I got upset _____
- _____
- 5 I think I'm not ready _____
- _____

3 **Uzupełnij zdania, wykorzystując wyrazy podane w nawiasach w odpowiedniej formie. Nie zmieniaj kolejności podanych wyrazów, natomiast – jeśli to konieczne – dodaj inne wyrazy. W każdą lukę wpisz maksymalnie trzy wyrazy.**

- 1 (you / enjoy) _____ the school trip yesterday?
- 2 Tom and I (not / use) _____ to spend time together, but now we are best friends.
- 3 Which test (you / revise) _____ for at the moment?
- 4 Mum got angry because I (be / not ready) _____ for school and she needed to leave immediately.

4 **Wykorzystując wyrazy podane drukowanymi literami, uzupełnij zdania z luką tak, aby zachować znaczenie zdania wyjściowego. W każdą lukę wpisz maksymalnie trzy wyrazy.**

- 1 Is it Kevin's stapler? **TO**
Does this _____ Kevin?
- 2 Jim called me during lunch. **WAS**
Jim called me while _____ lunch.
- 3 Do you like watching history documentaries? **ON**
Are _____ watching history documentaries?
- 4 Jack had once good grades, but he doesn't anymore. **USED**
Jack _____ a good student, but he isn't anymore.

5 **Korzystając z podanych wyrazów, ułóż pytania, a następnie odpowiedz na nie.**

- 1 you / use / like / read / when / a child?

- 2 what / you / do / yesterday / 6 pm?

- 3 when / you / start / study / English?

1 **Wróciłeś/wróciłaś z wycieczki do ogrodu botanicznego. Uzupełnij zdania poniżej: zakreśl wybrane wyrazy i dokończ zdania, korzystając z informacji zawartych w zad. 1. na str. 28. w podręczniku.**

- 1 It was **exciting** / **terrible**, because _____

- 2 I really **enjoyed** / **hated** _____

- 3 What interested me **most** / **least** was _____

- 4 The **best** / **worst** part was _____

- 5 I also think _____
was **amazing** / **boring**.

2 **Uzupełnij e-mail wyrazami w nawiasach w odpowiedniej formie. Wykorzystaj wyrażenia z ramki Phrase Box ze str. 28. w podręczniku.**

< ✉ New message

Paul,

I've just returned from a school trip to the Natural History Museum. I had been really ¹(**excite**) _____ about it. I thought a lesson outside school might be ²(**fascinate**) _____, but unfortunately, I was wrong. We had a terrible time.

To begin with, it was really ³(**embarrass**) _____ to listen to a tour guide who was completely unprepared! He didn't know what he was talking about. And that's not all. What ⁴(**interest**) _____ me most in that museum was the dinosaur exhibition, which turned out to be closed! So instead of making the lesson more ⁵(**interest**) _____ for us, the trip did just the opposite – we all came home rather ⁶(**bore**) _____.

Anyway, I hope your trip to the National Museum will be better. Let me know.

Trevor