

# Graphic Grammar reference

## Introduction

**Graphic Grammar** presents structures visually using appealing graphics and colour-coded building blocks to highlight and reinforce patterns. It isn't necessary, especially at lower levels, to explain complex grammar rules or different parts of speech.

In the following example, you don't need to explain what a subject or a verb is, or how contractions are formed – you can just focus on the colours and placement of the blocks:



In the same way, you don't need to explain that the subject and verb are inverted to form the question. Children will understand that switching the purple and blue blocks makes the *yes / no* question form:



This Graphic Grammar reference takes the main tenses and structures from *Academy Stars* and shows all taught forms together. This gives children a clear and visual reference for how the blocks are manipulated to produce the different forms:


## Wh- question



## Affirmative and negative (with contractions)



## Yes / No question and short answers



## Using the Graphic Grammar reference in class

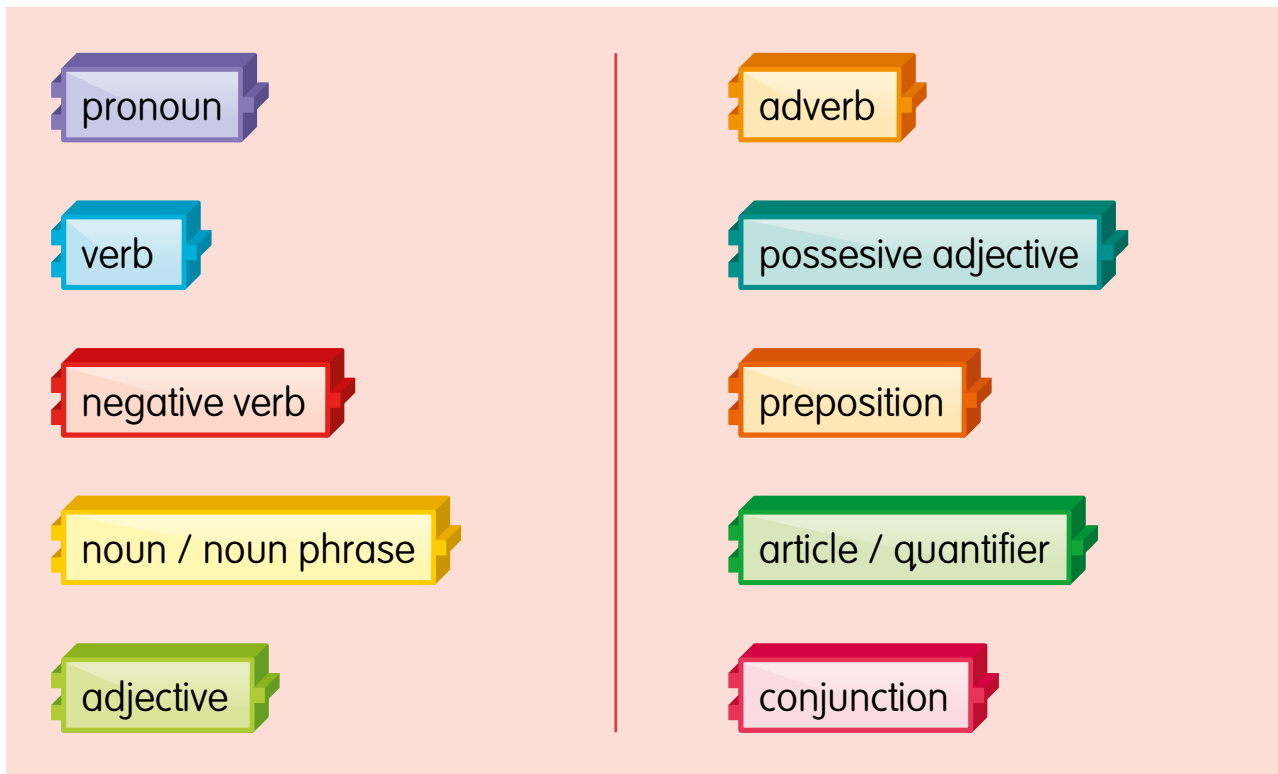
When you have taught the different forms of a tense or structure from the Grammar and Language in use lessons, you can use the Graphic Grammar reference to reinforce and consolidate them.

- Display the reference on the interactive whiteboard.
- Use the illustrations to clarify meaning of the sentences and the use of the tense / structure.
- Read out the questions and answers one by one, or ask children to read them out.
- Focus on the colour and positioning of the blocks, and how these move around to produce the different forms of the tense / structure.
- If appropriate for the level, elicit the part of speech or type of verb for each coloured block.

Alternatively, the Graphic Grammar reference can be photocopied for individual children. It is also available on the Pupil's Resource Centre for individual reference in class or at home.

## Graphic Grammar key

Below is a key to the colour coding used for the building blocks in Graphic Grammar throughout *Academy Stars*.



# Graphic Grammar reference

## Present simple: to be (Units 1, 2 and 4)

### (I / you)

? How old are you ?

+ I am six .

I'm six .

- I am not seven .

I'm not seven .

? Are you six ?

Yes , I am .

Are you seven ?

No , I'm not .



### (it)

? What is it ?

+ It is an umbrella .

It's an umbrella .

- It is not a doll .

It isn't a doll .

? Is it an umbrella ?

Yes , it is .

Is it a doll ?

No , it isn't .




**Where is ...? / Where are ...?** (Unit 6)

? Where is it ?



+ It is in the boat .  
It's in the boat .

Where are they ?




They are on the seesaw .  
They're on the seesaw .

**There is / There are** (Unit 9)

? How many beds are there ?

+ There is one bed .  
There's one bed .



? How many chairs are there ?

+ There are two chairs .

**can / can't** (Unit 5)

+ She can climb .



- She cannot sing .

She can't sing .



? Can she climb ?

Yes , she can .

Can she sing ?

No , she can't .

**Present continuous** (Unit 8)

(I / you)

? What are you wearing ?



+ I am wearing a T-shirt and trousers .

I'm wearing a T-shirt and trousers .

**have got** (Units 7, 8 and 9)

**(I / you)**

+ I have got brown hair .

I've got brown hair .

- I have not got brown eyes .

I haven't got brown eyes .



? Have you got brown hair ?

Yes , I have .

Have you got brown eyes ?

No , I haven't .

**(he / she)**

+ She has got a dress .

She's got a dress .

- She has not got a hat .

She hasn't got a hat .



? Has she got a dress ?

Yes , she has .

Has she got a hat ?

No , she hasn't .