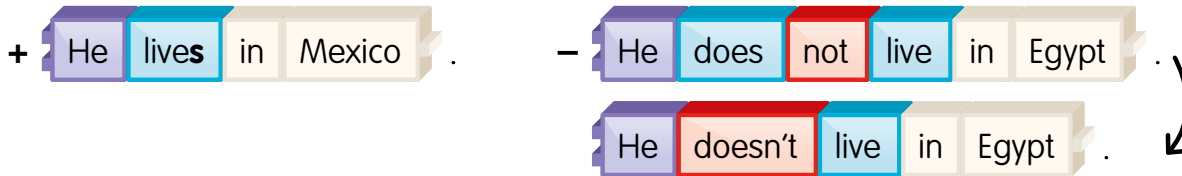


# Graphic Grammar reference

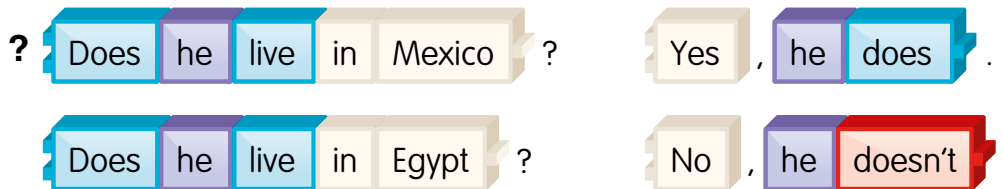
## Introduction

**Graphic Grammar** presents structures visually using appealing graphics and colour-coded building blocks to highlight and reinforce patterns. It isn't necessary, especially at lower levels, to explain complex grammar rules or different parts of speech.

In the following example, you don't need to explain what a subject, a verb or an auxiliary verb is, or how contractions are formed – you can just focus on the colours and placement of the blocks:

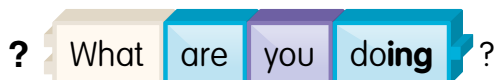


In the same way, you don't need to explain that to form the question, the auxiliary verb *does* goes before the subject. Children will understand that manipulating the blocks in this way makes the *yes / no* question form:

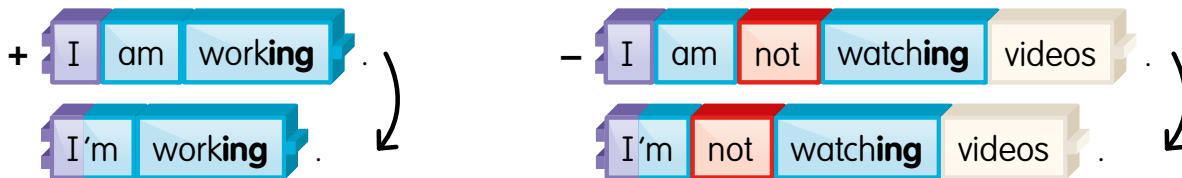


This Graphic Grammar reference takes the main tenses and structures from *Academy Stars* and shows all taught forms together. This gives children a clear and visual reference for how the blocks are manipulated to produce the different forms:


## Wh- question



## Affirmative and negative (with contractions)



## Yes / No question and short answers



## Using the Graphic Grammar reference in class

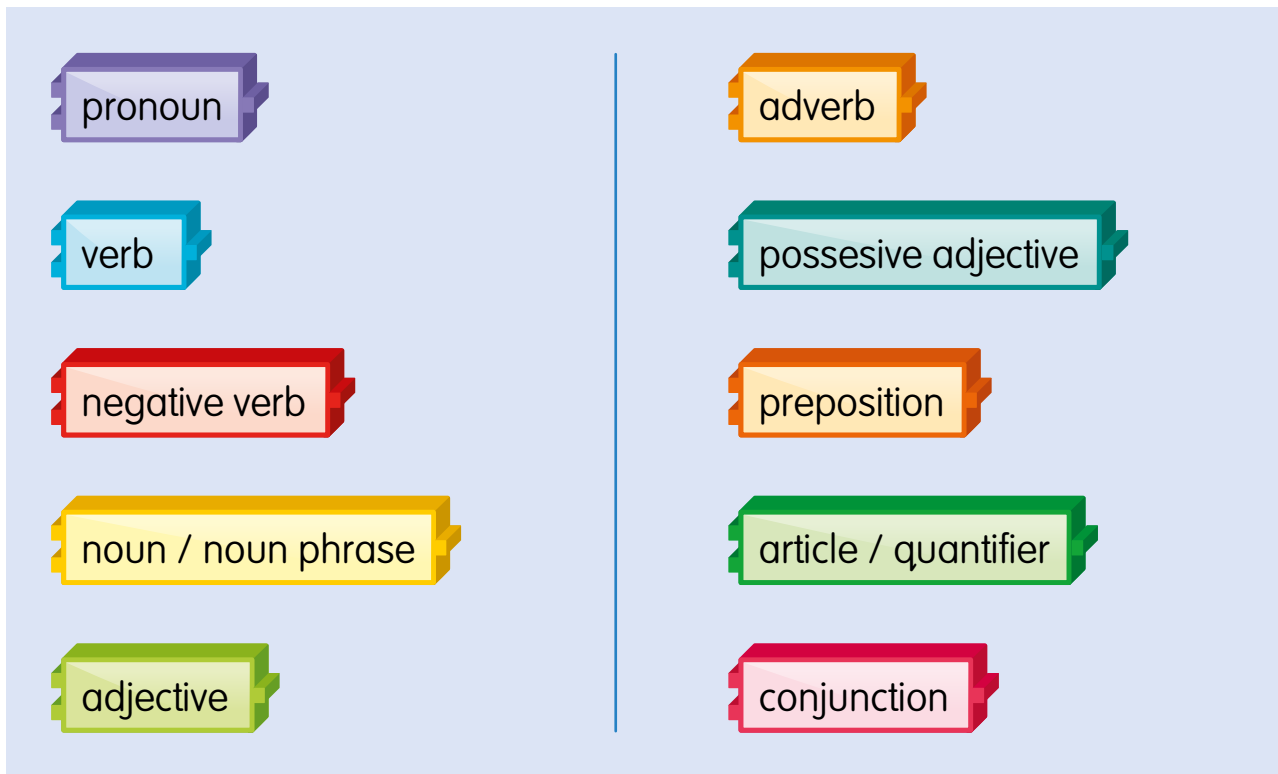
When you have taught the different forms of a tense or structure from the Grammar and Language in use lessons, you can use the Graphic Grammar reference to reinforce and consolidate them.

- Display the reference on the interactive whiteboard.
- Use the illustrations to clarify meaning of the sentences and the use of the tense / structure.
- Read out the questions and answers one by one, or ask children to read them out.
- Focus on the colour and positioning of the blocks, and how these move around to produce the different forms of the tense / structure.
- If appropriate for the level, elicit the part of speech or type of verb for each coloured block.

Alternatively, the Graphic Grammar reference can be photocopied for individual children. It is also available on the Pupil's Resource Centre for individual reference in class or at home.

## Graphic Grammar key

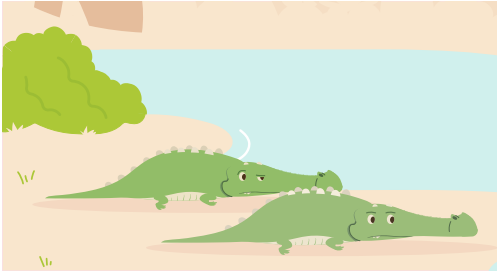
Below is a key to the colour coding used for the building blocks in Graphic Grammar throughout *Academy Stars*.



# Graphic Grammar reference

## There is / There are (Unit 1)

+ There are some crocodiles .



- There are not any pandas .

There aren't any pandas .

? Are there any crocodiles ?

Yes , there are .

Are there any pandas ?

No , there aren't .

## would like (Unit 8)

+ I would like a grape .

I'd like a grape .



I would like some lemons .

I'd like some lemons .

? Would you like a grape ?

Yes , please .

Would you like some beans ?

No , thanks .

## Present simple (Units 2 and 4)

(I / you)

? What do you play on Friday ?



+ I play basketball .

- I do not play football .

I don't play football .

? Do you play basketball ?

Yes , I do .

Do you play football ?

No , I don't .

(he / she)

? Where does he live ?



+ He lives in Mexico .

- He does not live in Egypt .

He doesn't live in Egypt .

? Does he live in Mexico ?

Yes , he does .

Does he live in Egypt ?

No , he doesn't .

## Present continuous (Units 5 and 6)

(I / you)

? What are you doing ?



+ I am working .  
I'm working .

- I am not watching videos .  
I'm not watching videos .

? Are you working ?

Yes , I am .

Are you watching videos ?

No , I'm not .

(he / she)

? What is she doing ?



+ She is playing tennis .  
She's playing tennis .

- She is not playing football .  
She isn't playing football .

? Is she playing tennis ?

Yes , she is .

Is she playing football ?

No , she isn't .

## Past simple *to be* (Units 9 and 10)

(I / you)

? Where were you yesterday ?

+ I was at the aquarium .



- I was not at school .  
I wasn't at school .

? Were you at the aquarium ?

Yes , I was .

Were you at school ?

No , I wasn't .

(he / she)

+ He was in the garden .



- He was not in the house .  
He wasn't in the house .

? Was he in the garden ?

Yes , he was .

Was he in the house ?

No , he wasn't .