# Unit 1
Lesson 1

# My house

1 Trace. 2 Find and circle.

Jack Lily Horsey Bella

| | | | |
|---|---|---|---|
| Jack<br>Horsey | Bella<br>Lily | Horsey<br>Lily | Bella<br>Jack |



house garden

FREE SAMPLE

2 Trace the letters and words.
Find and circle the names.

1 2

Bella is in the bedroom.

## 3 Trace and say.



bedroom



bathroom



living room



kitchen

## 4 Write ✓.

| | | | | |
|---|---|---|---|---|
| bathroom | | | ✓ | |
| bedroom | | | | |
| kitchen | | | | |
| living room | | | | |

Trace the room words.
Then say, e.g. 'Bella is in the bedroom.'
Tick where each character is.

3

4



FREE SAMPLE

# Aa Bb Cc Dd Ee Ff Gg Hh Ii Jj Kk Ll Mm

Say. Then trace.




FREE SAMPLE



Say the letter sounds.
Then trace the letters.

Say. Then trace.




FREE SAMPLE

Say the letter sounds.
Then trace the letters.

# 1 Lesson 5

# I can wash myself.

**1** Find and write ✓.

I need ...



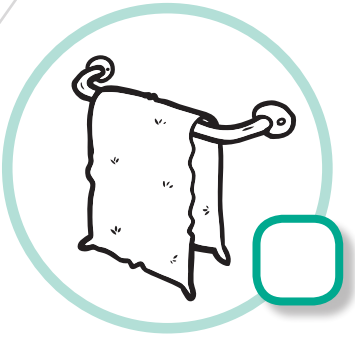

**2** Trace.

clean

dirty

**3** Match.

1

clean

dirty

2

3

4



Find and tick what you need to wash.
Trace the words.
Match the pictures to the words.

1

2

3

FREE SAMPLE

## 1 Trace. Then choose and draw.

1. bedroom
2. bathroom
3. kitchen
4. garden

## 2 Colour to make 11. Then say.



## 3 Trace.

a b c d e f g h i j k l m

n o p q r s t u v w x y z

Trace the words. Choose a room and draw.
Colour the balls to make 11.
Then say the numbers.
Trace the letters.






FREE SAMPLE