

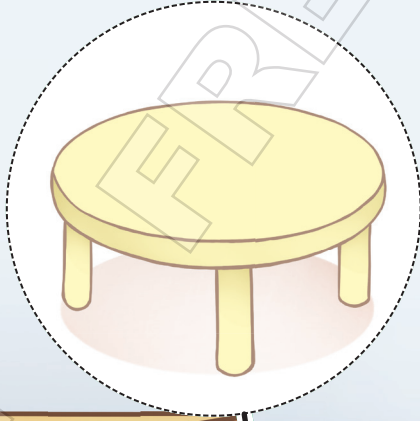
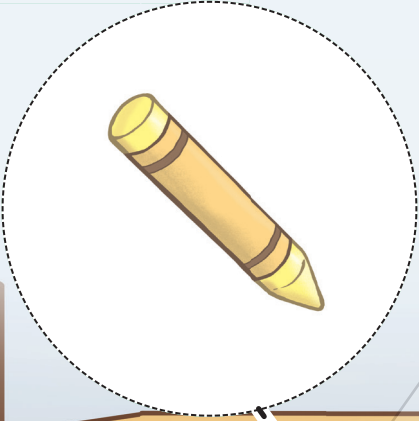




# Discover my classroom

Vocabulary lesson





# Discover my classroom

Name: \_\_\_\_\_

## 1: Vocabulary lesson

Pupil's Book worksheet page 9



**This Is My Classroom song**

<i>Look, look!</i>	<i>Look, look!</i>
<i>This is my book</i>	<i>This is my table</i>
<i>Open, open my book</i>	<i>Tap, tap my table</i>
<i>Look, look!</i>	<i>Look, look!</i>
<i>This is my crayon</i>	<i>This is my chair</i>
<i>Draw, draw with my crayon</i>	<i>Sit, sit on my chair</i>

- Stick the stickers in the correct place.
- Point to the classroom objects and say the words.
- Trace the lines to match.
- Colour the classroom objects.
- Sing *This Is My Classroom* and point to the classroom objects.



digital

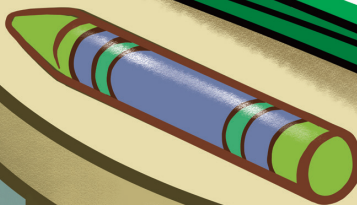

**Teacher's Presentation Kit for Unit 2**

## Personalisation Discover for yourself

**Extra activity** Draw your classroom.









# Discover my classroom

Name: \_\_\_\_\_

## 2: Story lesson

**Pupil's Book worksheet** page 11



### Where's My Crayon? story

- Point to the book and the crayon and say the words.
- Trace the leaf.
- Colour the leaf yellow.



## 3: Concepts lesson


**Photocopiable worksheet** *Teacher's Book page 142*

- Point to the weather and say *cloudy* or *windy*.
- Trace the cloud.
- Colour the cloud and the wind.





# Colours and numbers lesson





# Discover my classroom

Name: \_\_\_\_\_

## 4: Colours and numbers lesson

Pupil's Book worksheet page 13



### Two Yellow Leaves song

*One yellow leaf  
Falling, falling, falling*


*One yellow leaf  
Falling, falling, falling*

*Two yellow leaves  
Falling, falling, falling*

*Two yellow leaves  
Falling to the ground*

- Point to one leaf and say *one*.
- Point to two leaves and say *two*.
- Trace the lines to match the leaves to the trees.
- Colour the leaves yellow.
- Sing *Two Yellow Leaves* and point to the leaves.

## Personalisation Discover for yourself

 **Extra activity** Draw your favourite weather.









# Discover my classroom

Name: \_\_\_\_\_

## 5: Kid's culture lesson

Pupil's Book worksheet page 15



### Rain, Rain, Go Away nursery rhyme

*Rain, rain, go away  
Come again another day  
Mummy wants to play*

*Rain, rain, go away  
Come again another day  
Sister wants to play*

*Rain, rain, go away  
Come again another day  
Daddy wants to play*

*Rain, rain, go away  
Come again another day  
Everybody wants to play*

*Rain, rain, go away  
Come again another day  
Brother wants to play*

- Point to the family members and say the words.
- Point to the pictures and say *rainy* or *sunny*.
- Trace the frame around the rainy picture.
- Colour the frame around the sunny picture yellow.
- Sing *Rain, Rain, Go Away* and point to the rainy picture.

## 6: Review lesson

Photocopiable worksheet *Teacher's Book page 143*

- Circle the classroom objects.
- Point to the classroom objects and say the words.
- Colour the picture.

## 7: PLUS vocabulary lesson / Extension

Photocopiable worksheet *Teacher's Book page 144*



### This Is My Classroom PLUS song

- Fold along the dotted lines to make a wordbook. First, fold backwards along the horizontal line.
- Then, fold backwards along the right vertical line, and fold forwards along the left vertical line.
- Point to the classroom objects in the wordbook and say the words.
- Colour the pictures.

