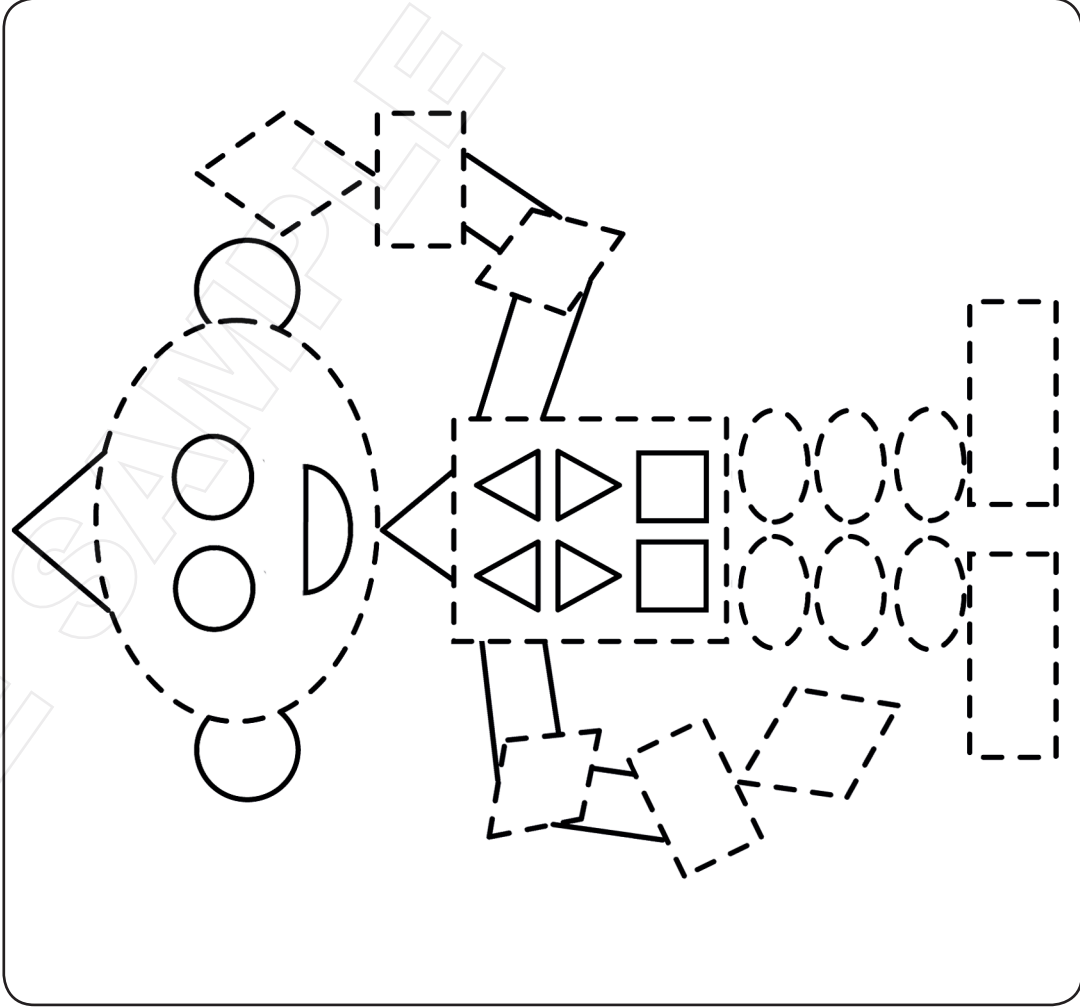





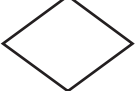


3: Concepts lesson

Name: _____



	1	2	3	4	5	6	7	8	9	10
	1	2	3	4	5	6	7	8	9	10
	1	2	3	4	5	6	7	8	9	10

	1	2	3	4	5	6	7	8	9	10
	1	2	3	4	5	6	7	8	9	10
	1	2	3	4	5	6	7	8	9	10

- Point to and say the shapes.
- Trace.
- Count and circle.
- Colour each shape a different colour.
- Sing *The Shapes*.

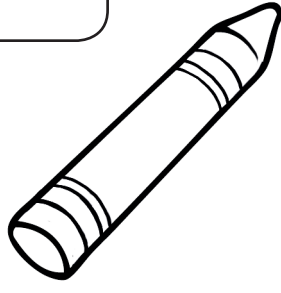


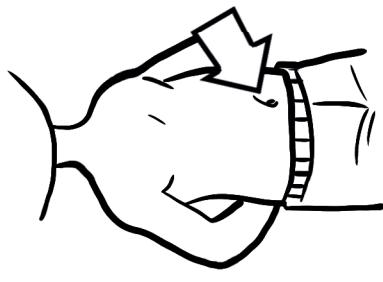


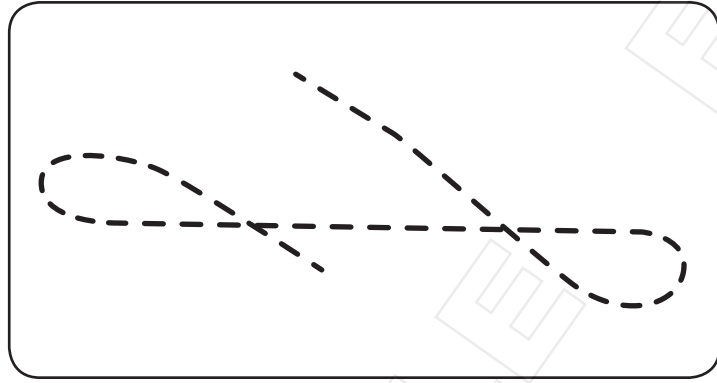
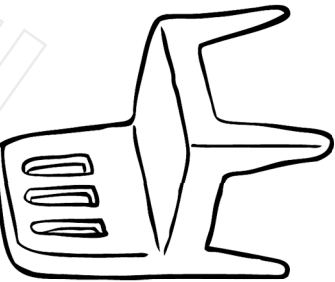
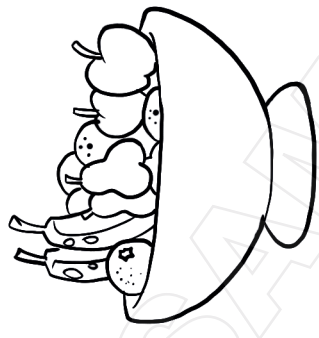


4: Buddy's sounds lesson

Name: _____



Ff



- Trace and say the sound.
- Say the words.
- Colour the words beginning with /f/.
- Count and circle.
- Say Buddy's Beats.

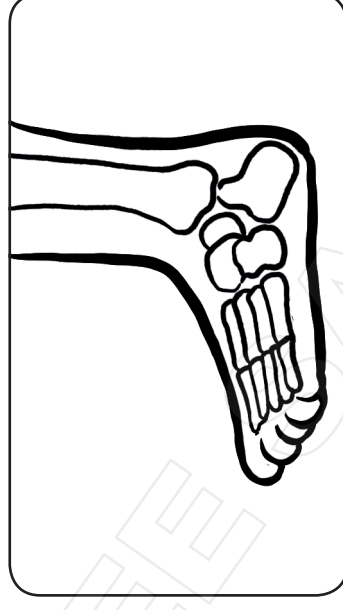
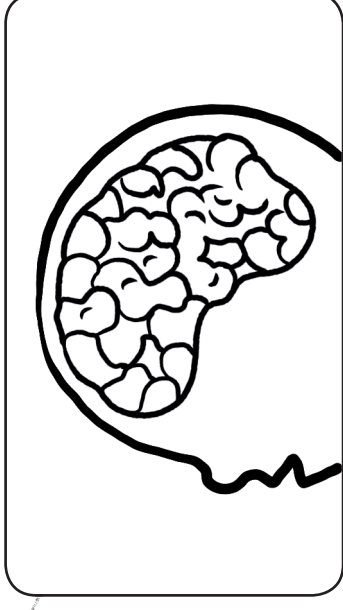
Photocopiable

© Macmillan Publishers Limited 2015. This sheet may be photocopied and used within a class.



9: PLUS vocabulary lesson / Extension

Name: _____



- Point to and say the body parts.
- Match the body parts to the correct place on Meg's body.
- Colour.
- Sing *Let's March! PLUS*.