

2

What's your favourite toy?

Lesson 1 Vocabulary 1


1  **Molly's Maze**  1.18   Listen and draw. Say.



2  **Sam's Stickers**  Look and stick.



3  **Henry's Hip Hop**  1.19  Listen and chant.



4  Say it like Sam.

ball, doll, teddy, car, train, plane





▶ VIDEO 05

Lesson 2 Song

1 Look, trace and say.

1

2


3

2 1.20 Listen and point.

3 1.20 Make. Sing and act out.



4 **Sam's Surprise!** Draw your favourite toy.



I've got a (brown teddy).



Lesson 3 Story



1 1.23 Watch or listen to the story.

Molly, Henry and Sam want to play




2



Molly's Mystery



Find and colour.




3



Sam's Surprise!



Write and colour.



I've got a (blue train).; Let's play with the (teddy).; Great idea!



Lesson 4 Vocabulary 2

1 1.24 Listen and circle.




2 1.24 Mime and chant.



3 Draw and say.

4 **Sam's Surprise!**

Trace and count.



skateboard, bike, motorbike, scooter;
Let's ride a (bike)!; I've got a (scooter).



Lesson 5 Communication

1 Draw, ask and say.

I'VE GOT	HAVE YOU GOT?

2 Colour and say.

Me	My friend																		
<table border="1" style="width: 100%; border-collapse: collapse;"> <tr> <td style="text-align: center;"></td> <td style="text-align: center;"></td> <td style="text-align: center;"></td> </tr> <tr> <td style="text-align: center;"></td> <td style="text-align: center;"></td> <td style="text-align: center;"></td> </tr> <tr> <td style="text-align: center;"></td> <td style="text-align: center;"></td> <td style="text-align: center;"></td> </tr> </table>										<table border="1" style="width: 100%; border-collapse: collapse;"> <tr> <td style="text-align: center;"></td> <td style="text-align: center;"></td> <td style="text-align: center;"></td> </tr> <tr> <td style="text-align: center;"></td> <td style="text-align: center;"></td> <td style="text-align: center;"></td> </tr> <tr> <td style="text-align: center;"></td> <td style="text-align: center;"></td> <td style="text-align: center;"></td> </tr> </table>									

3 Act out the story.



I've got a (red ball).; Let's play with the (train)!



Lesson 6 Revision

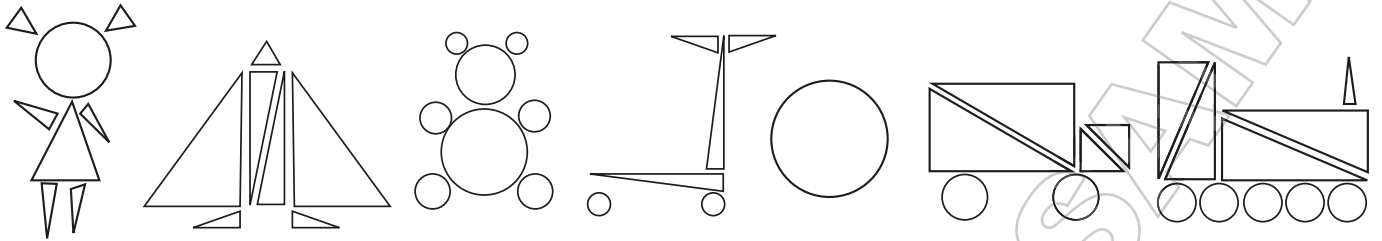


1 Henry's Hopscotch Draw and say.



- ball
- car
- doll
- plane
- teddy
- train
- bike
- motorbike
- scooter
- skateboard

2  Colour and say.



3  Molly's Memories  Look and stick.



4  Think and colour.



Kids can - I can

