

2 Happy classrooms

Lesson 1 Vocabulary 1

✓ Look. What can you see?

Today
Arts and
crafts

1 computer

2 cupboard

3 rubber

4 pen

5 chair

6 crayon

7 ruler

9 book

8 desk

10 pencil

- 2.1 Listen, find and say.
- 2.2 Watch or listen. Move and sing.

Draw with me!

SING

I open my book, my book, my book.

I draw with a pencil, a pencil, a pencil.

I open my book. Look at me!

I draw with a pencil. Look at me!

I rub out with a rubber.

I colour with a crayon.

I write with a pen.

- 3 Find and circle the song words in the picture.

1 Listen and look. What is under Benny?

Lily, where's the pink crayon?

And where's the rubber?

Where's the pencil?

It's on the book.

It's in the cupboard.

Look! It's under Benny!

Grammar

It's **on** the book.
 Where's the pencil? It's **in** the cupboard.
 It's **under** Benny.

2 Listen and stick the classroom object stickers.




3 Ask and answer about the picture in Activity 2.

Where's the rubber?


It's on the chair.



Before you read

- 1 Look at the pictures. Are Lily's things in her bag?
- 2  Listen and look. Where is Lily's book?
- 3 Act out the story.

Letters and sounds

- 1  Listen and repeat.
red rubber ruler
- 2 Find and circle the words in the story.

Lily's book

1 It's the end of the day at the club.



2 What's wrong? Are you sad?



3 Let's try ... Where's my rubber?



4 Look, Lily! It's under the desk!





Lesson 4 Explore the story

1 Watch the video.

After you read

Activity Book, p.23

2 Look and circle.

a When Lily needs help, she ...



b When I need help, I ...



Think of your favourite day at school. How do you feel?



1 Listen and say. Then listen and number.



happy



sad



angry



sleepy



funny



scary

2 Watch or listen. Move and sing.

Are you happy today?

Are you sleepy, sleepy, sleepy?
Are you sleepy today? Yes or no?
Yes, I am.
OK, let's go!

Is he sad, sad, sad?
Is he sad today? Yes or no?
Yes, he is!
OK, let's go!

Is she funny, funny, funny?
Is she funny today? Yes or no?
Yes, she is!
OK, let's go!




Are you happy, happy, happy?
Are you happy now? Yes or no?
Yes, I am!
OK, let's go!

SING

3  Listen and tick (✓) the correct face.

1




a




b

2




a




b



3



a



b

Grammar

Are you happy? Yes, I **am**.

Are you sleepy? No, I'm **not**.

Is he sad? Yes, he **is**.



Is she angry? No, she **isn't**.



4   **Talk Partners** Play the game.

Guess how your friend feels.

Activity Book, p.129





A cool school



Hi! I'm Josh. What's your name?



I'm Elena.



How old are you?



I'm seven.



Is this your school?



Yes, it is. It's new. It's blue, green, yellow, red, pink and purple!



Josh talks to Elena.



Wow! It's fantastic! Is this your classroom?



Yes, it is.



What a cool classroom! Where's your chair?



Here! Look! It's pink. And this is the cupboard.



Is this your teacher?



Yes, it is.



Is she nice?



Yes, she is! She's really funny.



Is Elena happy at school? [Find out here!](#)

What places can you remember in your school?



Before you read

- Look. What colours can you see in the school?
- Look and tick (✓) what you can see in the classroom. Listen, look and check.



a pink chair



a green chair



a desk



a teacher



a cupboard



a computer

Watch the video

- Is Elena happy at school? Watch and draw Elena. Then tell a friend about Elena.



Are all schools the same?



1 2.12 Listen and number.



2 2.13 Watch or listen. Then practise with a friend.


Can I have a ruler, please?

What colour?

Purple, please.

Here you are.

Thank you.



Ask for something politely

Can I have a ruler, please?

3 Make a new dialogue.



Can I have a pencil, please?

Here you are.

Thank you.



- 1  Listen and look at Adrian's message. What colour is the rubber? 



Belmont Primary School, Year 1 class chat



Adrian

Hi, friends!
This is my new rubber.
It's on my desk.
It's pink and brown.
It's funny.



- 2 Circle the full stops in Activity 1. 

Full stops

Use a full stop at the end of a sentence.

This is my rubber.

It's on my desk.

- 3   Trace and add the full stops. Then listen and draw. 

Hi, friends!

This is my new pen .

It's on my desk .

It's blue and green .

It's funny .



What do you know now? 

Think about Unit 2.

Go to Activity Book, p.30