

2 Eat well

Lesson 1 Vocabulary 1

1 Find and circle six foods. Write.



1 bread



2 _____



3 _____



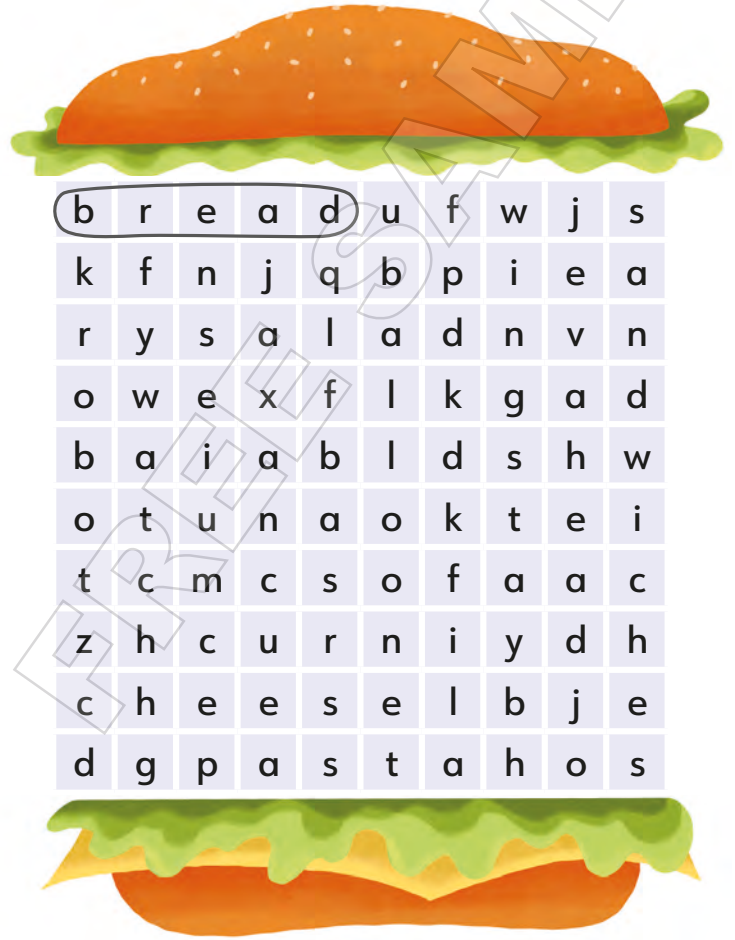
4 _____



5 _____



6 _____



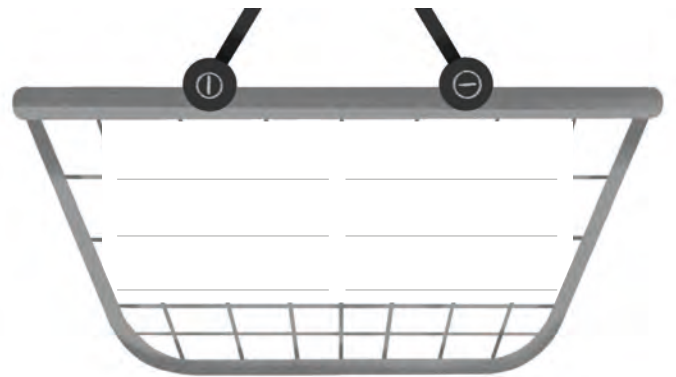
2 Look at the food. Make two lists.



Food I like



Food I don't like




1 Read and circle the correct words.



I've got ¹ some / any tuna sandwiches in my lunchbox today, but there ² isn't / aren't any cheese. I've also got ³ some / any fruit. There's an apple and a banana, but there ⁴ isn't / aren't any strawberries. There ⁵ 's / are some chocolate, but there isn't ⁶ any / some salad.

2 Exam practice Look at the pictures. Say five differences. Then complete the sentences.



- 1 In picture A, _____ there aren't any _____ eggs.
In picture B, _____ there are some _____ eggs.
- 2 In picture A, _____ salad.
In picture B, _____ salad.
- 3 In picture A, _____ tomato sauce.
In picture B, _____ tomato sauce
- 4 In picture A, _____ mushrooms.
In picture B, _____ mushrooms
- 5 In picture A, _____ bread.
In picture B, _____ bread.

1 2.1 Listen. Circle the letters you hear. Write the words.



1 j u i c e



2 _____




3 _____




4 _____

2 Read and circle the correct spellings.




sau ^c e
s




i ^c e lolly
s



hou ^c e
s



ri ^c e
s



hor ^c e
s

3 2.2 Complete the words. Then listen and say the poem.

Tomato ¹sau ^c e on an ²i ^e lolly it isn't
very ³ni ^e,
And orange ⁴jui ^e doesn't go very well
on ⁵ri ^e.
But I like ⁶ ^a lalad in my ⁷ ^a ndwich and
cheese on ⁸pa ^t a too.
We eat that all the time in my
⁹hou ^e! How about you?



Spelling Bee Challenge

- Close your books.
- Ask a friend to test you.

How many words with s or c can you spell?

Spell 'sauce'.

s-a-u-c-e



After you read

1 Read the story on Pupil's Book pages 24–25 again. Then read and choose.

1 Mia is happy.



2 Mia is angry and sad.



3 Mia is feeling better.



4 Dad is happy.



2 **Exam practice** Read the text. Choose a word from the box. Write the correct word next to numbers 1–5.



My Club Page

Look! This is a photo of me making a sandwich for the sandwich competition in the


1 _____ . I like making sandwiches and my favourite sandwich has

2 _____ in it. My sandwich wasn't in the competition and I was

3 _____ for a few minutes.

When I'm not happy, I ⁴ _____ on a chair and I think for a minute.

I ⁵ _____ in and out. Then, I feel better.



Like



Share



Comment



sleep



breathe



sit



park



angry



go cycling



banana



sandwich



happy

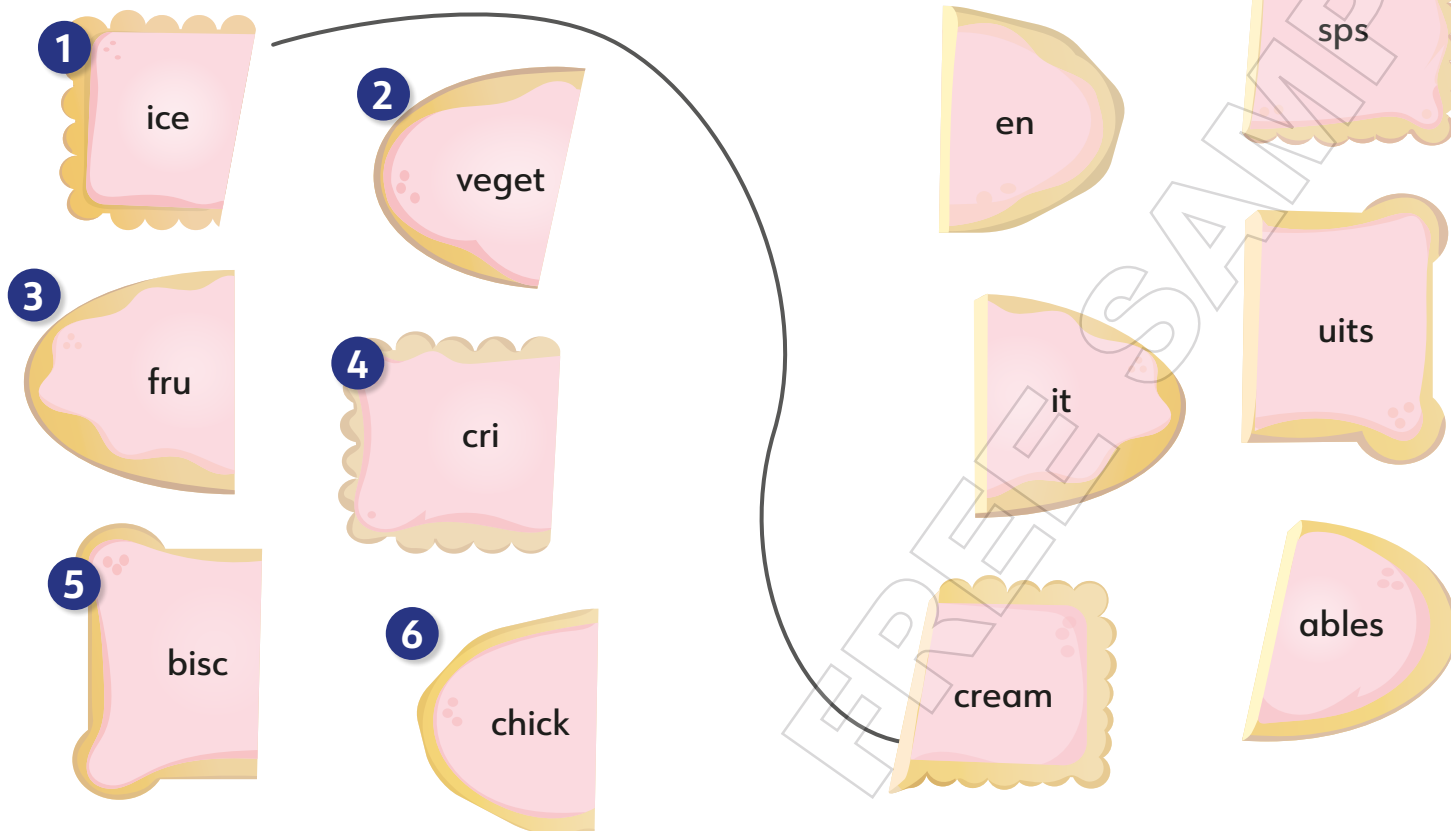
3 Read, circle and write.

I like / don't like _____ in the story.

This is because _____.



1 Match the two halves of the biscuits and write.



1 ice cream
 2 _____
 3 _____

4 _____
 5 _____
 6 _____

2 Look at the picture. Complete the questions and write answers.

1 Are there any apples? _____
 2 _____ bread? Yes, there is.
 3 _____ chicken? _____
 4 _____ crisps? _____
 5 _____ mushrooms? _____
 6 _____ sandwiches? _____



3 Answer the questions. Ask a friend.

	me	my friend
1 Are there any biscuits at your house?	_____	_____
2 Is there any chocolate at your house?	_____	_____
3 Are there any fizzy drinks at your house?	_____	_____

After you read

1 What's in their sandwiches? Scan the blog on Pupil's Book pages 28–29 to find the information. 🌈

- 1 Who has potatoes? _____
- 2 Who has an egg? _____
- 3 Who has bananas? _____
- 4 Who has crisps? _____
- 5 Who has sausages? _____

Arusha



2 🧑🏫 Read the blog and answer. 🌈

- 1 How do you know Jack likes onion?

Because he has onion in his sandwich.

- 2 Do you think Arusha likes fruit? How do you know?

- 3 Does Arusha always have a potato sandwich and a banana sandwich together? How do you know?

- 4 How do you know Maria's family like her favourite sandwich too?

1 Listen and complete the menu.

Today's menu

First course:

rice with mushrooms or ¹ _____ tuna _____

chicken and ² _____

pasta with ³ _____ sauce

salad and ⁴ _____

Fruit:

⁵ _____, watermelon or pineapple

Drinks:

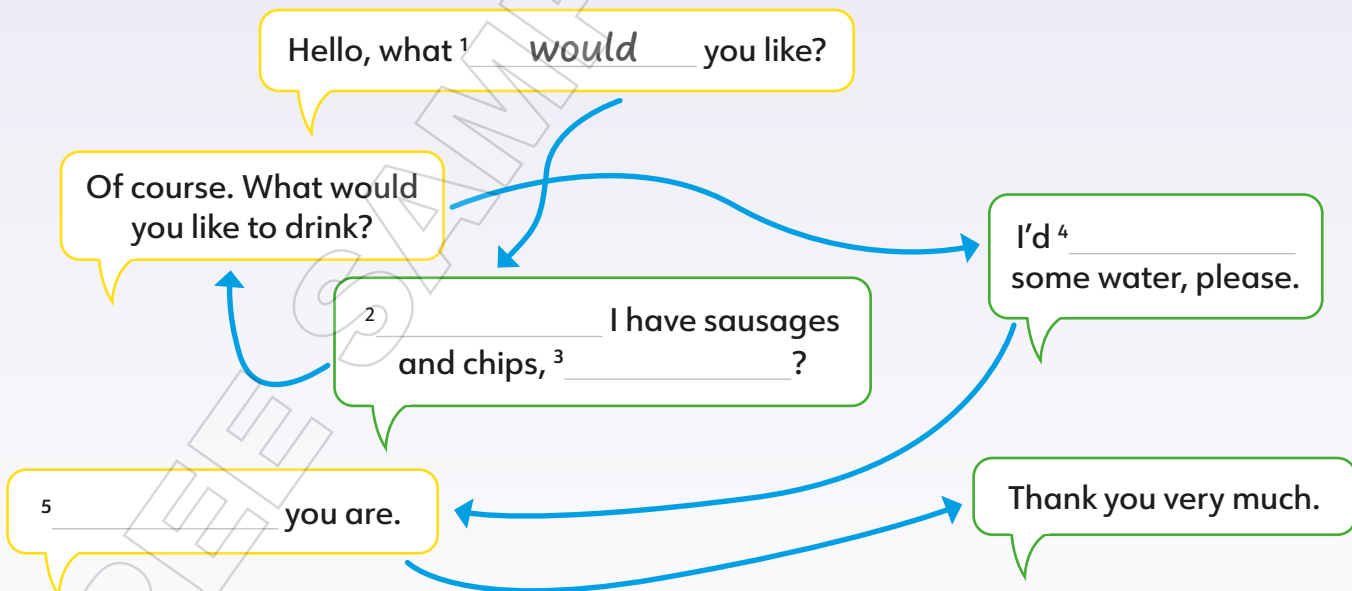
apple juice, ⁶ _____ juice or water



2 Read and match.

- | | |
|----------------|-----------------------|
| 1 What would | a chips, please? |
| 2 Could I have | b you are. |
| 3 I'd | c you like? |
| 4 Here | d like water, please. |

3 Follow the lines and complete the dialogue. Then listen and check.



Plan Imagine your favourite lunch. Read the questions and make notes.

- 1 Who do you have your favourite lunch with? _____
- 2 Where do you eat? _____
- 3 What do you eat first? _____
- 4 What do you eat next? _____
- 5 What's your favourite part of the meal? _____

Write Write a blog about your favourite lunch. Use *first, next, finally*.

• About
• Blog
• Latest posts
• Archives

I have my favourite lunch with _____ in _____.

_____, we have _____.

_____, we have _____.

_____.

_____.

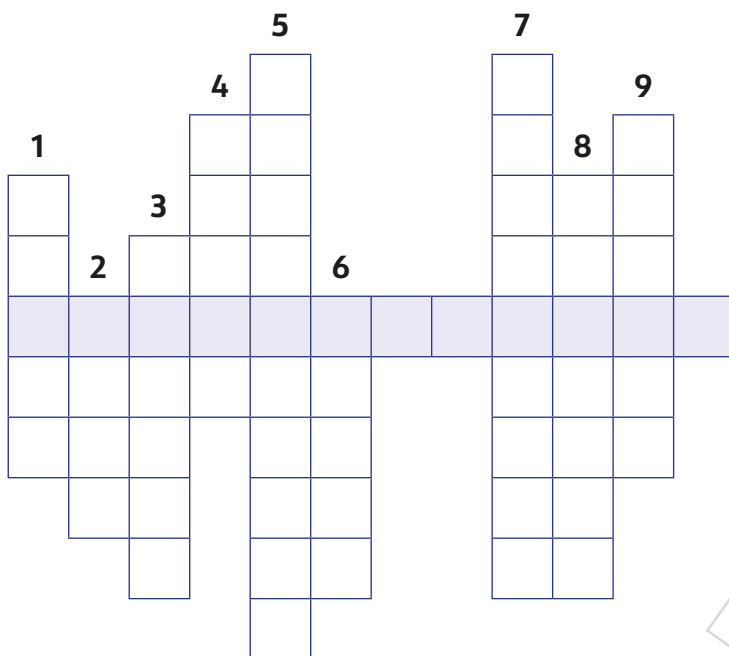
My favourite part of the meal is _____.

Check Read and check your work with a friend.

- I use capitals at the start of sentences.
- I say what food I like.
- I write in a logical order with *first, next* and *finally*.
- I use my picture dictionary to check my spelling.

Review

1 Look and complete the puzzle.



What's the mystery word?

2 Write the words under the pictures. Read and match.



- 1 You can eat them with lemon or chocolate sauce.
- 2 It's red and you can eat it with pasta.
- 3 An apple is this.
- 4 It's very cold and great in summer.
- 5 A potato is this.
- 6 It's white and small.



pancakes



Are these words uncountable in your language?
pasta rice bread salad

3 Look and correct the sentences.

- 1 There are some mushrooms.
There aren't any mushrooms.
- 2 There isn't any cheese.

- 3 There's some salad.

- 4 There aren't any biscuits.

- 5 There are some strawberries.

- 6 There's some ice cream.



4 Read, look and complete.



1 Are there any strawberries, Emma?

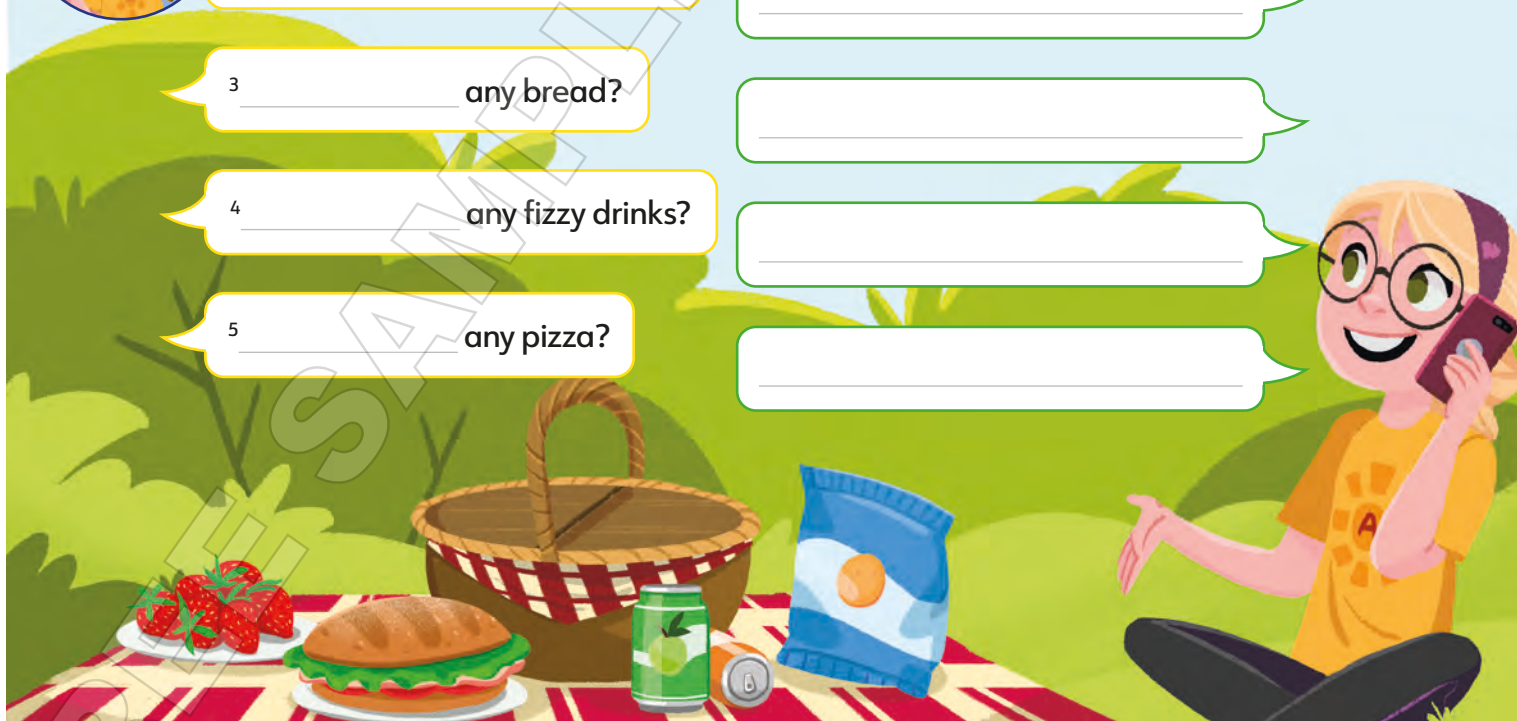
Yes, there are .

2 _____ any chocolate?

3 _____ any bread?


4 _____ any fizzy drinks?

5 _____ any pizza?

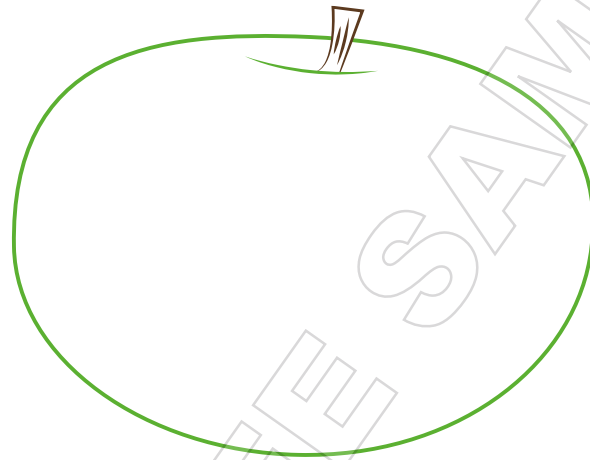


Read. Write or draw, colour or circle and tick (✓) your answers.

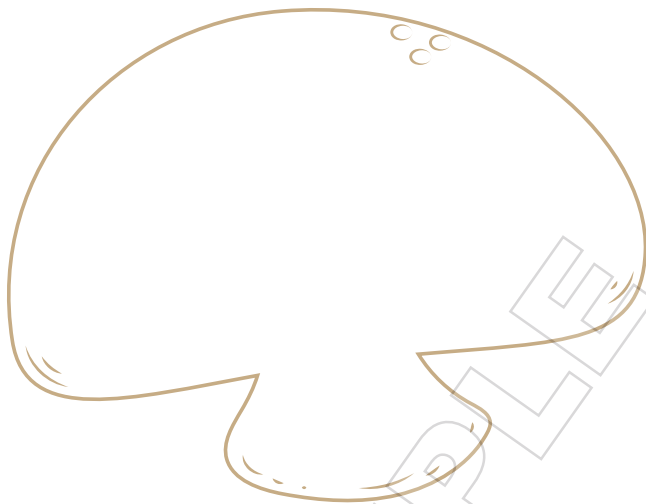
In this unit, I ...



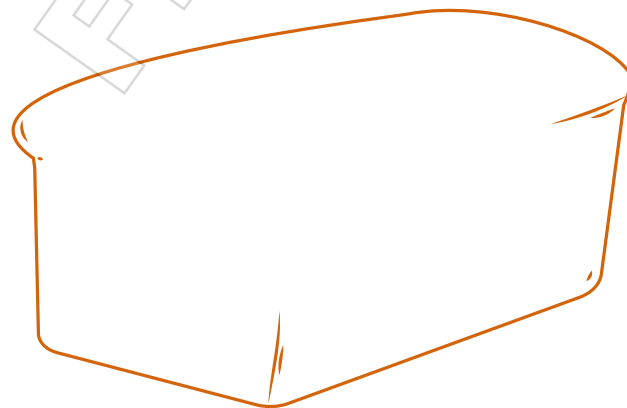
Now I can ...




To learn I usually ...



My favourite part is ...



How I feel about my work in this unit:



What can I do next?

- I can ...
- practise the new words.
- read the story again.
- sing the songs again.
- play the digital games.

Go to the map on pp.4-5 and draw your unit pass.



1 2.5 Listen and colour and write.

Exam tip

Have all your coloured pencils on your desk where you can see them.

