

1

My funny friends



Vocabulary

1  1.1-1.2 Listen and say. Then listen and number.



boy




girl



friend 1



teacher



big



small




tall



funny

2  Look at the picture. Find the colours and say the words.

orange - big



3  1.3 Sing and act out. **Be a star!** 

Move like a robot

Big robot, small robot.

A girl and a boy.

Listen, point

And move like a robot.

Move like a robot.

Rah! Rah! Robots!

Tall robot, funny robot.

My teacher and my friend.

Look, listen

And move like a robot.

Move like a robot.

Rah! Rah! Robots!

Lesson 2 / Grammar time

1 1.4 Listen and read. Who is funny?

1 Look, Anna! He's tall.
He's a robot.

2 Hello. I'm Anna.
Hi, I'm Alex.
I'm Tom.

3 This is Sara. She's six. She's my friend.
Hello, Sara.

4 Hello, hello. I'm Bot. I'm a robot. I'm small!
Ha, ha! He's funny!

2 1.4 Listen again. Look and circle.



1 He's tall / small.



2 I'm Tom / Anna.



3 She's six / seven.



4 I'm tall / small.

3 Work in groups. Act out the story. **Be a star!**



How can you make new friends feel welcome?

Lesson 3 Grammar focus

Graphic

Grammar

1 1.5 Look and read.

to be (I / he / she)




I'm Beth .

I'm → I am



He's tall .

He's → He is




She's six .

She's → She is

2 Read and match.

- 1 He's funny.
- 2 I'm six.
- 3 He's tall.
- 4 She's my friend.
- 5 He's small.



3 Work in pairs. Play a memory game. **Be a star!**

- Go to page 145 and cut out the cards. Put the cards face down.
- Turn over two cards and see if the text and picture match.
- If they match, say a sentence and keep the cards.




Where's the robot?

Hi! I'm Lucy.
I'm a red and white robot.
I'm tall.
Look at the three toys!

Miaow! I'm Kitty.
I'm a robot cat.
I'm black and white.
I'm big.
Look at this mouse. It's small!

Hello. My name is Ronny.
I'm a yellow robot.
I'm funny.
These are my boots.

Hello. My name is Bob.
I'm a blue robot.
I'm small.
Look at the four boxes!



Vocabulary



boots



box



mouse



toys

1 Find and count the robots.

2  1.6 Read and find the robots.

Kitty

Bob

Ronny

Lucy

3 Match the robots to the colours.

1 Lucy

blue

2 Bob

yellow

3 Ronny

black and white

4 Kitty

red and white

4 Read and say the robots.

1 She's tall.

2 It's big.

3 He's small.

4 He's funny.

Lucy

5 Who's your favourite robot? Draw and write. **Be a star!**

It's _____.

Lesson 5 Sounds and letters


1  1.7 Listen and say. Complete.



hat



f_t c_t



m_t

2  1.8 Listen and say the chant.

The fat **cat** is on the **mat**.
The funny **hat** is on the **cat**.



3  1.9 **Circle** the words with **a**. Listen, check and say. **Be a star!** 

1 **cat**

2 mat

3 frog

4 fat

5 hat

6 jug


7 van

8 sun

Learning about language

A **capital letter** is a big letter. A, B, C and D are capital letters.

Can you match the capital letters to the small letters?

A	B	D	E	F	G	H	M	N	P	Q	R	T
												
g	e	h	b	a	p	r	d	t	n	q	m	f

Lesson 6 / Language in use

1 1.10 Listen and say.



Hello! I'm a purple star.



Hi, I'm Sasha.
What's your name?

My name is Sam.

How old are you?

I'm seven.

Welcome to the purple stars!

2 Work in pairs. Ask and answer.

Student A



Student B



- Hello! I'm a blue star.
- Hi, I'm Sasha. What's your name?
- My name is Robin.
- How old ...

3 Now it's your turn. Join a team. **Be a star!**

Lesson 7 / Listening and speaking

Vocabulary




finger puppet

1 Look and find the words.

girl tall small finger puppet teacher

2 1.11 Listen and number the pictures in order.



3 1.12 Work in groups. Listen and repeat. Then act out.

Be a star!

Hello! How are you?

Fine, thanks.

Goodbye.

Bye!

Lesson 8 Writing

1 Read and point.

Use a **capital letter** when you talk about yourself: **I**'m six.

Use a **capital letter** at the start of a sentence: **S**he's tall.

Use a **capital letter** for names: He's **T**om.

2 Look and write the capital letters.

My star card

I 'm Tony. ___'m six.

___'m a blue star.

This is my teacher. ___e's nice.



3 Look and complete. **Be a star!**

teacher I'm purple Katy She's I'm

My star card

I'm Katy ___.

___ eight.

___ a ___ star.

This is my ___.

___ tall.

