

2

New for school



Vocabulary

1  2.1-2.2 Listen and say. Then listen and number.



bag



book



glue



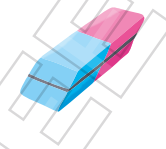
pen 1




pencil




pencil case




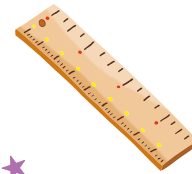
rubber



ruler

2  Look at the picture.
Find and say.

ruler



3  2.3 Sing and act out. **Be a star!** 

Pencil, rubber and glue!

Clap one, two.

Clap one, two.

Point to a pencil, a rubber
And glue!

Stamp one, two.

Stamp one, two.

Point to a book, a bag
And something blue!

Jump one, two.

Jump one, two.

Point to a ruler, a pencil case,
A friend and you!



Lesson 2 Grammar time

1 2.4 Listen and read. Is it a doll?



2 2.4 Tick (✓) or cross (×). Listen again and check.

1 It's a doll.

2 It's a pencil case.

3 It's a big pen.

4 It's an umbrella.



3 Work in groups. Act out the story. **Be a star!**

Lesson 3 Grammar focus

1 2.5 Look and read.

What's this ?

It's **a** pen .

What's → What is

Graphic **Grammar**


a / an

It's **an** umbrella .

It's → It is

2 Write *a* or *an*. Then match.

- 1 It's a pen.
- 2 It's _____ rubber.
- 3 It's _____ apple.
- 4 It's _____ umbrella.
- 5 It's _____ pencil case.



3 Work in pairs. Play Snap. **Be a star!**

- Go to page 147 and cut out the cards. Put the cards face down in a pile.
- Take turns to turn over two cards.
- If the cards match, say *Snap! It's a ...* and keep the cards. If they don't match, say *It's a ...* and put the cards face down in a new pile.

It's a doll.
It's a book.

Snap!
It's an umbrella.

Lesson 4 Reading

- 1 Wen: What's this?
Grandpa: It's a pencil case.
Wen: Really?
Grandpa: Yes. It's old.
Wen: My pencil case is new.



- 2 Wen: What's this?
Grandpa: It's a ruler.
Wen: Really?
Grandpa: Yes. It's an old ruler.
Wen: My ruler is new.



- 3 Wen: What's this?
Grandpa: It's a paintbrush.
And this is paint. Look!
Wen: W ... E ... N.
It's my name ... Wen.
Grandpa: Yes!



- 4 Wen: What's this, Grandpa?
Grandpa: It's a ball!
Wen: No, Grandpa! It's you!



Vocabulary



old



new



paint



paintbrush

1 Look at the text and tick (✓).

It's a play.



It's a song.



2  2.6 Read and find the objects.

3 Read again and circle.

1 It's a pencil case / a bag.



2 It's a pencil / a ruler.




3 It's a pen / a paintbrush.



4 It's a ball / Grandpa.



4  Look and write *old* or *new*.



1

old

2

3

4

5  Work in pairs.

Act out the play.


Be a star!




Why is it sometimes good to keep old things?

Lesson 5 Sounds and letters

1  2.7 Listen and say. Complete.



pen



b_d



r_d

2  2.8 Listen and say the chant.

Ten toys called Ted.
Colour the bed
With ten red pens.

Now the bed is red.
And so are the Teds!



3  2.9 Circle the words with e. Listen, check and say. **Be a star!**

1 pen

2 red

3 bag

4 Ted

5 ten

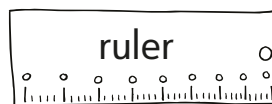

6 cat

7 bed

8 hat

Learning to learn

Draw a picture around new words to help you remember.



rubber

apple

ball



Lesson 6 Language in use

1 2.10 Listen and say.



What is it? Guess!



Is it blue?

No, it isn't.

Is it red?

Yes, it is.

Is it an apple?

No, it isn't.

Is it a pen?

Yes, it is.

2 Work in pairs. Play a game.

What is it? Guess!

Is it **yellow**?

No, it isn't.

Is it ...



3 Now it's your turn. Choose something in your pencil case. Ask your friend to guess.

Be a star!

Lesson 7 Listening and speaking

Vocabulary



picture



present

1 2.11 Guess what's in the bag. Listen and tick (✓) or cross (×).




2 2.11 Listen again. Circle Yes or No.

- | | | | |
|----------------------|---|------------------------|--|
| 1 Is it a present? | <input checked="" type="radio"/> Yes <input type="radio"/> No | 4 Is it a pencil case? | <input type="radio"/> Yes <input type="radio"/> No |
| 2 Is it a book? | <input type="radio"/> Yes <input type="radio"/> No | 5 Is it a picture? | <input type="radio"/> Yes <input type="radio"/> No |
| 3 Is it an umbrella? | <input type="radio"/> Yes <input type="radio"/> No | | |

3 2.12 Work in pairs. Listen and repeat. Then talk about the other objects. **Be a star!**

- It's a present for you.
- Thank you. What is it? It's a **book**.



Lesson 8 Writing

1 Read and point.

Use a **full stop** at the **end** of a sentence:
It's a pencil case. My ruler is blue.

2 Look and write. Use capital letters and full stops.

it's small *It's small.*
it's green _____
it's a rubber _____



it's big _____
it's orange _____
it's an umbrella _____



3 Draw, colour and write. Use capital letters and full stops. **Be a star!**

It's _____

Answer: _____


Review 1

1 2.13 Listen and number.



2 Look and read. Then match.

- 1 girl
- 2 teacher
- 3 friend
- 4 boy



3 Read and circle.

- 1 She's my teacher. She's / It's funny.
- 2 What's your name? I'm / He's Jill.
- 3 How old are you? I'm tall / seven.
- 4 What is it? It's a / an apple.
- 5 Is it a bag? Yes, it is / isn't.


Reading and Writing

1 **CE:YL** Look at the pictures. Look at the letters. Write the words.

Example




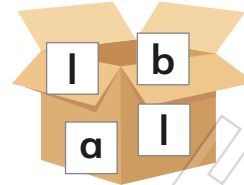
p a i n t b r u s h




Questions

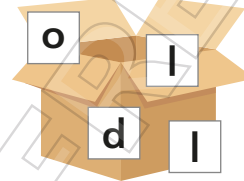
1





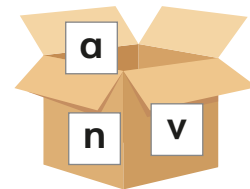
2





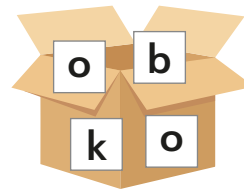
3





4






5



2 **CE:YL** Work in pairs. Point to the objects. Ask and answer.

Speaking



What's this?

Is it blue?



It's a pen.

Yes, it is.



Watch the speaking exam practice video.