


2

Different lives



Let's go to the castle!

Vocabulary

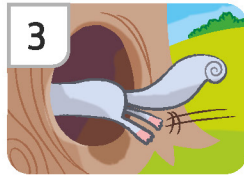
- 1  2.1 Listen, point and say.
- 2  2.2 Listen and play the game. What's the squirrel doing?



round




across



into



out of




through



up



down






onto



off



over

- 3  Draw pictures in your notebook to show the ten prepositions.  round
- 4  Look at the picture. Ask and answer about the animals.



cat



rabbit



frog



squirrel



mouse

What's the cat doing?

It's running up the tree.

- 5  2.3 Sing the song. **Be a star!** 

Let's go!

Let's go into the castle.
Let's go up the stairs.
Let's walk through the dining room.
Castles are cool to explore, if you dare!

*Different people, different lives.
Everyone has a different life.*

Let's go into the city.
People in the square.
Let's walk round a museum.
Cities are cool to explore, if you dare!

Chorus

Let's go into a farmyard.
Chicks running here and there.
Let's all walk across the fields.
Farms are cool to explore, if you dare!

Chorus

Which prepositions
of movement are
in the song?



1 Look at the title and pictures. Who are the characters in the story?

2 Scan the text. Underline the new words from Lesson 1.

3  2.4  Read the text. Circle the themes in the story.

adventure

kindness

animals

different lives

holidays

The princess who never laughed

Once upon a time, there was a princess who never laughed.

Her father, the king, said, 'I'm going to give the person who makes the princess laugh a bag of gold!'

Lots of people came to the castle. Some told a joke, or made a funny face, or swapped clothes ... but **nothing** made the princess laugh.



A young man called Joseph lived in a village on a hill. He was kind to everyone around him, but he was very poor. He decided, 'I'm going to the castle to make the princess laugh!'

So, he went down the hill and up the next hill and through a forest. Suddenly, he saw an old woman sitting on a log with a beautiful goose. The old woman said, 'You look like a kind boy, and I'm very hungry!' Joseph gave her a sandwich. The old woman asked him, 'Where are you going?' Joseph said, 'I'm going to the castle. I want to make the princess laugh and get a bag of gold.' The old woman laughed and jumped off the log. 'I found this beautiful goose in the forest. Take it to the princess. She's going to laugh!'



Vocabulary

decide find (found) forget (forgot) joke look like swap (swapped)

The boy went with the beautiful goose. He saw a man. 'What a beautiful goose!' said the man and touched the goose's head ... but he couldn't pull his hand off. So, he went with Joseph and the goose. They saw two children. 'What a beautiful goose!' said the children and touched the goose's pretty feet ... but they couldn't pull their hands off. So, they went with Joseph and the goose, too. They saw a woman with a baby. 'What a beautiful goose!' she said. The woman touched the goose's back, and the baby touched its tail ... but they couldn't pull their hands off.

The princess looked sadly out of her window and saw Joseph and the goose. She also saw the man, the children, the woman and the baby all holding on to the goose. She forgot to be sad and began to laugh and laugh. Her father ran into the room. 'Look at those people running along beside the goose,' the princess said. 'They look so funny!'

And that is how Joseph got his bag full of gold ... and made a new friend, too!



Learning to learn

Asking classmates for help

Be a star!

In class, you can help each other. When you're working together, you can ask:

What does ... mean?

What did you put for question ... ?

How do you spell ... ?

How do you pronounce ... ?

Work in pairs. Ask some questions about the story.

Lesson 3 / Reading comprehension

1 Match the sentences to the speakers.

- 1 'I'm going to give a bag of gold.'
- 2 'Those people look very funny!'
- 3 'This goose is going to make her laugh.'
- 4 'I'm going to try to make the princess laugh.'
- 5 'What a beautiful goose. I want to touch it!'
- a the old woman
b Joseph
c the king
d the man
e the princess

2 Answer the questions with full sentences.

1 Where did Joseph live?

Joseph lived in a village on a hill.

2 What did the old woman find in the forest?

3 What did the man say about the goose?

4 Why did the man go with the goose?

5 Who went to the castle with Joseph and the goose?

3 Discuss in pairs. What made the princess laugh? What makes you laugh?

The goose made the princess laugh.

Funny jokes make me laugh.

Sounds and spelling

4 2.5 Listen and say the chant. Look at the spelling.

George and Jill are jolly giraffes
jumping in a huge gym.



5 2.6 Write the missing letters. Listen and check.

1 J _ _ _ _ _ _ _ _ _ _ 2 oran _ _ _ _ e 3 ve _ _ _ _ etable 4 _ _ _ _ acket 5 _ _ _ _ anuary 6 villa _ _ _ _ e

Lesson 4 / Grammar

1 Look and read.

He wanted to climb the mountain .



Graphic Grammar

verbs with to + infinitive



But now he needs to run .

2 Complete the sentences with the verbs.

do ride make visit sleep go

- 1 Last year, I learnt to ride a skateboard.
- 2 Last year, I decided to _____ new friends.
- 3 Last year, I wanted to _____ to Australia.
- 4 This week, I need to _____ my homework.
- 5 This week, I want to _____ my grandma.
- 6 This week, I need to _____ more!



3 Work in pairs and play a game. Be a star!

- Go to page 145 and cut out the cards.
- Take turns to choose a card and say a sentence.
- If the sentence is correct, keep the card. The one with the most cards is the winner!

Last year, Nya learnt to sail.



Last year



Nya

This week



Harry

This week, Harry wants to go camping.



Lesson 5 / Language in use

1 2.7 Listen and say.



Vocabulary

count to a hundred do up your coat
tie your shoes whistle a tune

- Look at my little brother! He's only three and he can tie his shoes already!
- Wow! That's pretty good!
- Could you tie your shoes** when you started kindergarten?
- No, I couldn't.
- Could you count to a hundred when you started primary school?
- I can't remember!
- Could you whistle a tune **when you were eight**?
- Yes, I could. What about you?
- I learnt to whistle a tune this year, but I could do up my coat when I was only six!
- It's interesting how we learn things at different times.

2 Work in pairs. Complete three questions to ask your friend. Then write their answers.

1 Could you say the alphabet when you started kindergarten ?

2 _____ do up your coat _____ ?

3 _____ tie your shoes _____ ?

3 Work in pairs. Make a new dialogue.

Be a star!



Could you climb a tree when you were five?



Yes, I could. What about you?

Lesson 6 / Listening and speaking



What makes a good school?

- 1 Look at the photos. Discuss how the schools are the same and different.

The children are sitting.



- 2 2.8 Read the questions. Listen and write the answers.

Questions	Baguma	Aiko
1 Do you wear a school uniform?	yes	no
2 What colour is it?		-
3 How many lessons have you got each day?	5	
4 How many children are there in your class?		33
5 Do you stand up when your teachers come into the classroom?		
6 Have you got a computer room in your school?	no	
7 Do you work in groups in class?		
8 Are there after-school clubs in your school?	yes	
9 Which club do you go to?	football	

- 3 Work in groups. Choose Baguma's or Aiko's school.

Talk about how your school is the same or different. **Be a star!**

We wear a school uniform, but Aiko doesn't.

We have got five lessons each day like at Baguma's school.

Lesson 7 Writing

Summarising a story helps you remember it. A summary includes the **characters**, the **key events** and the **themes** of the story.

1  Complete the graphic organiser using information from the story on pages 24–25.

Characters	Key events	Themes
the princess	<u>People tried to make the princess laugh.</u>	different lives
the king		



2 Use the information in Activity 1 to write a summary of the story. **Be a star!** 

At the beginning, people came to the castle to make the princess laugh.

Then,

At the end,

The main themes of the story are



1 2.9 Listen and draw lines from the children to the objects.

a b c d

e f g h

2 Read and think. Write *Peter, Vicky, Freddy* or *Jane*. Then complete the sentences.

A The children go to some hills in the countryside.

- 1 Vicky decides to take photos with her tablet and send them to some friends.
- 2 _____ walks round looking for plants and animals.
- 3 _____ tries to write a song about the countryside.
- 4 _____ decides to climb up a hill.

B The children go into town with Peter and Vicky's mum.

- 1 _____ needs to visit the bookshop to buy some new books about nature.
- 2 _____ is happy because there's a music shop in the shopping centre.
- 3 _____ wants to ride a bike in town.
- 4 _____ wants to get new batteries for a digital camera.

3 Discuss in pairs. What do you like to do when you finish your homework and are free for the evening? Are you like Peter, Vicky, Freddy or Jane?

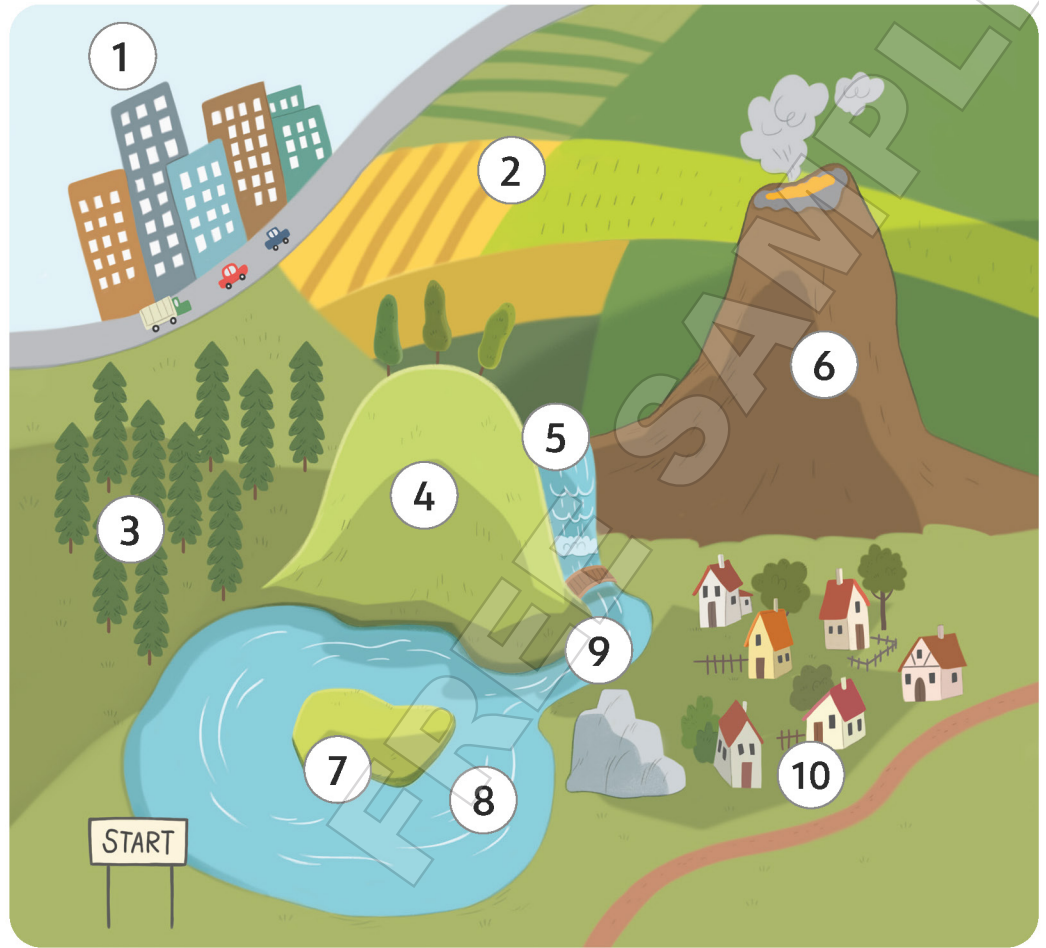


In the evening, I like reading or watching films about animals. I'm like Jane.

Review 1

1 Look and write.

- 1 town
- 2 _____
- 3 _____
- 4 _____
- 5 _____
- 6 _____
- 7 _____
- 8 _____
- 9 _____
- 10 _____



2 2.10 Listen and draw the route on the picture in Activity 1.

3 Read the answers and write Peter's questions.

- 1 Where did you go on holiday?
- 2 _____
- 3 _____
- 4 _____
- 5 _____
- 6 _____

I went to a lake.

No, I didn't. I went sailing.

I enjoy sailing.

It was hot and sunny.

I wanted to eat in a restaurant.

Yes, it was. I had a fantastic pizza.



1   2.11 Listen and write a letter in each box. There is one example.

Stephen is telling Mrs Bridge about the people in his family and their favourite sports. Which is each person's favourite sport?



his aunt





his parents




his grandpa



his sister



2   Look at the pictures. Read the title and the beginning of the story. Work in pairs. Take turns to tell the story.

Our island holiday



I'm Leo, and I'm on holiday with my family. We're on an island! I want to see the waterfall. Let's go!



 Watch the speaking exam practice video.