

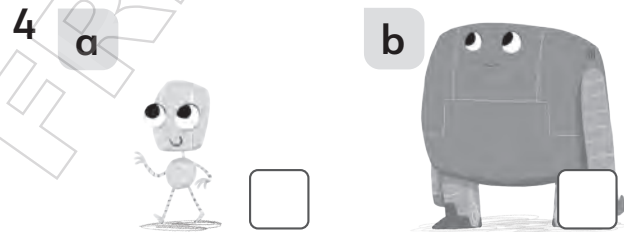
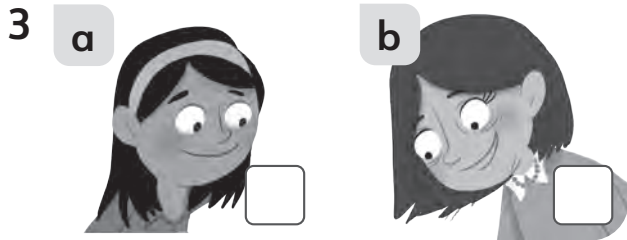

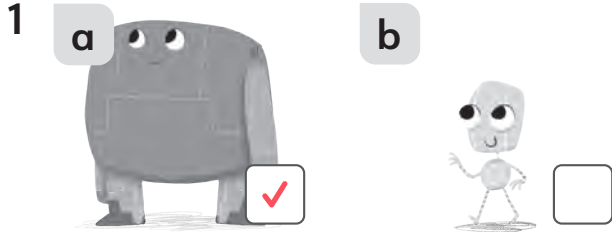



Lesson 1 Vocabulary

1  1.1 Listen and tick (✓).



2 Read, draw and colour.



small red van

big purple worm

Lesson 2 / Grammar time

1 Read and match.


1 He's tall.

2 Hello, I'm Anna.

3 I'm Tom.

4 She's six.

5 He's funny.



2 Look, read and circle.



1 She's / **I'm** a robot.



2 This is Sara. He's / She's my friend.



3 He's / She's Alex.



4 I'm Bot. I'm / She's small.


Lesson 3 Grammar focus

1 1.2 Listen and draw lines.

Flavia

Bruno


Leo



Lisa

Ben

2 Look, read and write *I'm*, *He's* or *She's*.



1 Hi, I'm Alex. I'm seven. _____ tall.

2 This is Anna. _____ my friend. _____ seven.

3 This is Tom. _____ my friend. _____ six.

4 Hello, I'm Sara. _____ six. _____ small.

3 Draw your friend. Write and circle.



This is _____.

_____ my friend.

_____ **six / seven / eight.**

_____ **tall / small / funny.**

Lesson 4 / Reading


1 Remember your Pupil's Book pages 12–13. Look and write.

box

~~boots~~

mouse


toys



1 boots



2 _____



3 _____



4 _____

2 Read about Kitty. Match.


1 Hello, I'm _____ my mouse.

2 I'm a _____ Kitty.

3 I'm _____ small.

4 This is _____ cat.

5 It's _____ black and white.



Lesson 5 / Sounds and letters

1  1.3 Listen again and circle the **a** sounds.

The **f**at cat is on the mat.

The funny hat is on the cat.



2 Complete the words. Then match.

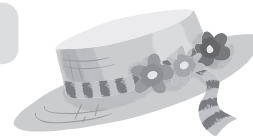
1 v a n

2 ___pple

3 h__t

4 c__t

a



b



c



d



3  Write the capital letters.

R P N E A F M
T G Q H D B

Aa ___b Cc ___d ___e ___f ___g ___h

li Jj Kk Ll ___m ___n Oo ___p ___q


___r Ss ___t Uu Vv Ww Xx Yy Zz

Lesson 6 / Language in use


1 1.4 Listen and circle.



I'm eight / seven.



My name's Dom / Matt.









I'm nine / ten.



I'm Tom / Steven.

2 Read and complete. Colour the star.

	old	name	I'm	I'm
 Hi, ¹ <u>I'm</u> Tom. What's your name?				
 My ² _____ is Holly.				
 How ³ _____ are you?				
 ⁴ _____ six.				
 Welcome to the orange stars.				

3 Look and read. Put a tick (✓) or a cross (x) in the box.

There is one example.



I'm eight.



She's small.



My name is Dan.



He's funny.



Lesson 7 / Functional language

1 Read and match.



1 Hello!

2 How are you?

3 Goodbye.

a Bye.

b Hi!

c I'm fine.

2 Read and complete.

I'm How Bye! is Hello

1 Hello. What's your name?

2 My name is Mr Green.

3 How are you, Mr Green?

4 I'm fine, thanks.

5 Goodbye, Mr Green.

6 Bye!



1  Look at the pictures. Look at the letters. Write the words.
There is one example.



t a l l
l a l t

2



g l r i

4



c a t r h e e

1



m s l a l

3







n r i f d e

5



n y f n u

2 Read and write the names.

	Lucy	red and white	tall
	Ronny	yellow	funny
	Kitty	black and white	big
	Bob	blue	small

1 Hi, I'm red and white.

Lucy

2 This is my cat. She's black and white.

3 He's blue. He's small.

4 He's funny. He's yellow.

1 Read and circle the capital letters.

LUCY

I'm Lucy.

I'm red and white.

These are my toys.

They're small.




RONNY

I'm Ronny.

I'm funny.

These are my boots.

I'm yellow.



2 Rewrite. Use capital letters.

1 i'm pam.

I'm Pam.

2 this is my friend maria.

3 look at my umbrella.

4 it's funny.

3 Draw you. Complete your star card.



My star card


I'm _____.

I'm _____.

_____ a

_____ star.

4 Draw your friend. Write a star card.



My friend

This is my friend _____.

_____ is _____.

_____ a

_____ star.

5 Check your work. Tick (✓).

- capital letters
- spelling