


Lesson 1 Vocabulary

1  2.1 Listen and colour.


2 Look and complete.



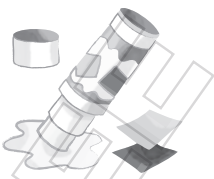
1 b _ o _ o _ k



2 p _ nc _ l



3 r _ bb _ r



4 gl _ _ _



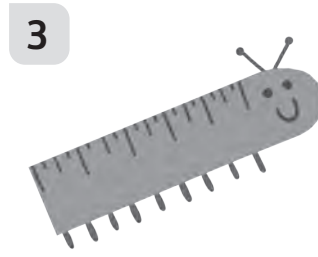
5 pe _ _ _ il c _ s _



6 r _ l _ r

Lesson 2 Grammar time

1 What's this? Look and circle.



1 It's a pen / **a pencil**.

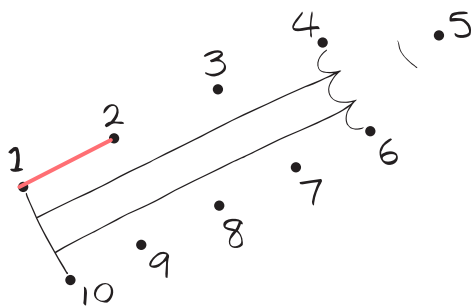
2 It's a rubber / a book.

3 It's a pencil case / a ruler.

4 It's glue / an umbrella.

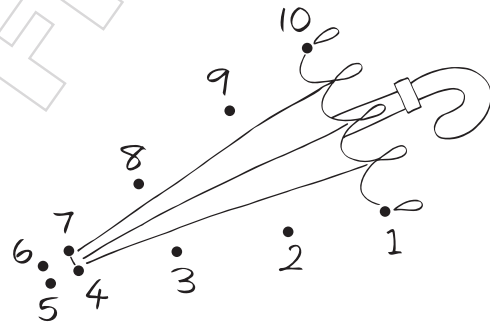
2 Join the dots and complete.

1 What's this?



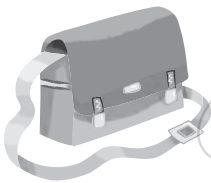
It's a _____.

2 What's this?




It's an _____.

3 Look and read. Put a tick (✓) or a cross (x) in the box. There is one example.



It's a pencil case.



1 It's a rubber.



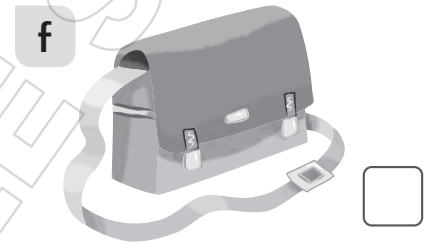

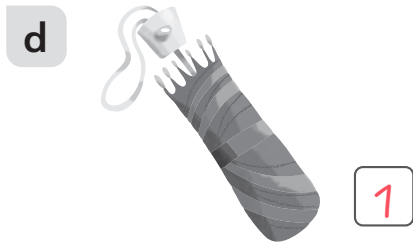

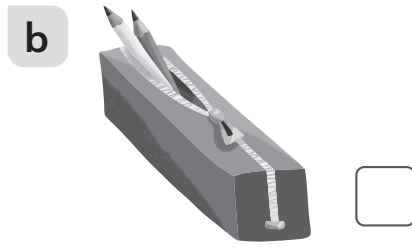
2 It's an apple.



3 It's an umbrella.

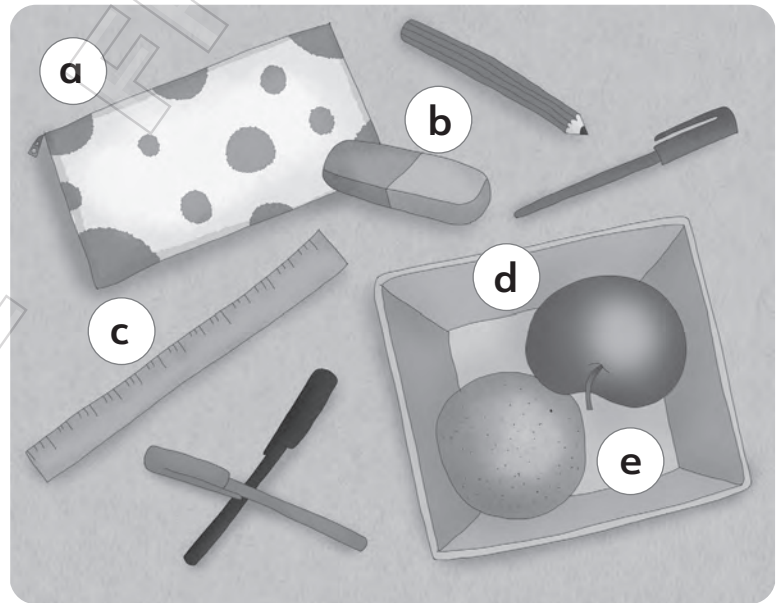
Lesson 3 / Grammar focus

1 2.2 Listen and number.



2 Look and circle. Then match.

- 1 It's a / an rubber. b
- 2 It's a / an ruler.
- 3 It's a / an apple.
- 4 It's a / an pencil case.
- 5 It's a / an orange.



3 What's this? Look and complete.



1 It's a pencil.

2 It's _____.

3 It's _____.

Lesson 4 Reading

1 Remember your Pupil's Book pages 22–23.
Who says it? Read and match.

- 1 What's this?
- 2 It's a pencil case.
- 3 My ruler is new.
- 4 It's an old ruler.
- 5 It's my name.
- 6 It's you!



Wen



Grandpa

2 Look, read and complete.


old old new paint ruler paintbrush



1 What's this?

It's paint.

It's new.



2 What's this?

It's a _____.

It's _____.



3 What's this?

It's a _____.

It's _____.

3 Write *old* or *new*.

My school is _____.

My rubber is _____.


My pencil is _____.

Lesson 5 Sounds and letters

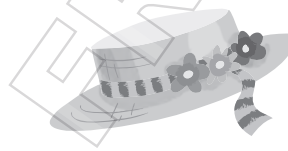
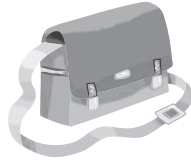
1  2.3 Listen again and **circle** the short **e** sounds.

Ten toys called Ted
Colour the bed
With ten red pens.

Now the bed is red.
And so are the Teds!



2 Look and complete. Tick (✓) the words with **e**.



1 p_e_n

2 b_g

3 h_t

4 b_d

3  Draw three word pictures.

book

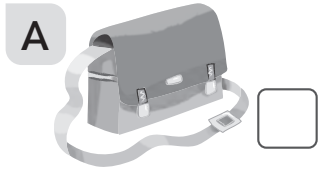
paint

bag


Lesson 6 / Language in use

1 2.4 Listen and tick (✓).

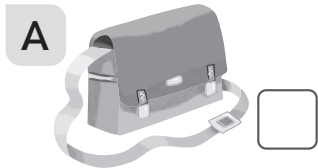
1 What is it?



2 What is it?



3 What is it?



2 Read and complete. Colour.

Is it is isn't it



What is it? Guess!



1 Is it blue?



No, it ² _____.



Is ³ _____ purple?



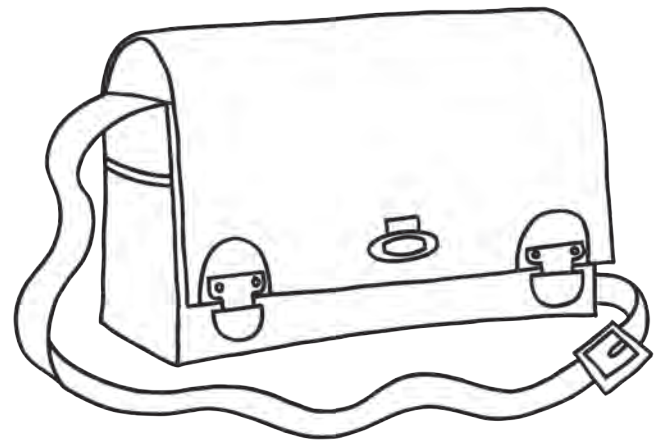
Yes, it ⁴ _____.



Is ⁵ _____ a bag?



Yes, it is.



Lesson 7 / Functional language

1 Look, read and answer *Yes, it is* or *No, it isn't*.



1 Is it a pencil?

Yes, it is _____.



2 Is it a robot?

_____.



3 Is it an umbrella?

_____.



4 Is it a book?

_____.

2 Read and complete.

	book	isn't	present	it	is
What's this?					
It's a ¹ <u>present</u> for you.					
What is ² _____ ? Is it a pen?					
No, it ³ _____.					
Is it a ⁴ _____ ?					
Yes, it ⁵ _____ . Look!					
Thank you!					

3 Draw a present for your friend. Then complete.




It's a ¹ _____
for you.

² _____ is it?

It's a ³ _____.

1 Find, circle and write.

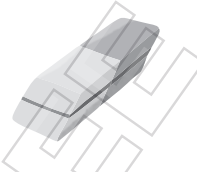
B	F	G	L	U	E	H	Z	B	N
O	P	X	X	R	U	B	B	E	R
O	E	B	A	G	R	U	L	E	R
K	N	L	X	P	E	N	C	I	L
P	E	N	C	I	L	C	A	S	E



1 glue



2 _____



3 _____



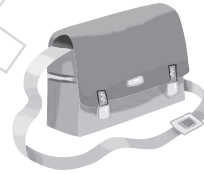
4 _____



5 _____



6 _____



7 _____



8 _____

2 Look and read. Write *yes* or *no*. There is one example.

The present is a doll. no

1 It's a pencil case. _____

2 It's a robot. _____

3 It's big. _____


4 It's small. _____

5 It's black. _____




Lesson 8 Writing

1 Read and **circle** the full stops.



1 It's small. It's red. It's an apple.



2 It's big. It's yellow. It's the sun.

2 Read. Write the full stops.

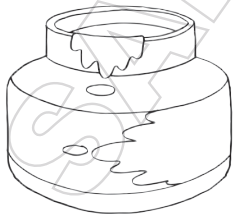


1 It's small. It's green. It's a frog.

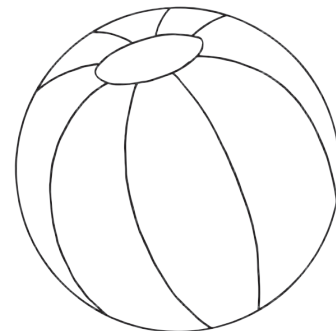


2 It's big. It's black and white.
It's a panda.

3 Colour and complete. Use full stops.



1 It's paint.
It's _____
It's _____



2 It's a _____
It's _____
It's _____

4 Plan your puzzle card. Write.

big / small small

colour: black


classroom object: pen

big / small _____

colour: _____

classroom object: _____

5 Draw and complete your puzzle card.



It's a classroom object.

It's _____

_____ a / an _____

6 Check your work. Tick (✓).

• full stops

• spelling