


Lesson 1 Vocabulary

1 1.1 Listen and number.



2 Look at Activity 1. Unscramble the words to complete Mo and Peter's timetable for Monday.

Time	School subject
8:30	g l e n h s i <u>English</u>
9:30	c o s i l a s d u i t s e _____
10:30	<i>break time</i> _____
11:00	s m h a t _____
12:00	<i>lunch</i> _____
1:00	t r a _____
2:00	i e n c e c s _____
3:00	E P _____
Homework	computer studies and c u s i m _____

3 Copy the table in Activity 2 in your notebook. Complete the table with what you do at school on Monday.

1 Read and complete. Use the words in the box.

laughs thinks difficult ~~music room~~ computer room

Sarah is at school. She's in the ¹ music room.

It's time for music. Sarah is looking at her music book.

'Oh no, this is very ² _____.

'I don't think I can do this,' she ³ _____.

The teacher tells the class to look at page three of their music books.

'Oh! That's the wrong page!' Sarah ⁴ _____. She's happy.

She looks at page three. 'This one is easy!'

When the class ends, Sarah goes to the ⁵ _____ for computer studies.



2 Where is Sarah now? Write sentences.



1 She's in the classroom.

2 _____

3 _____

4 _____

Learning to learn

3 🌐 Read and tick (✓) your answers.

1 You are in the classroom. The teacher is talking. She uses a word you don't know. What do you do?

2 You are in the classroom. You are working in a group. You find a word you don't know. What do you do?

3 You are at home. You are doing your homework. You find a word you don't know. What do you do?

Look in a dictionary	Ask a friend	Ask the teacher

Lesson 3 Reading comprehension

1 Read the story on Pupil's Book pages 10–11. Answer the questions.

- 1 What time has Noor's class got science?
- 2 Who helps Noor in the science class?
- 3 Where are the children at ten o'clock?
- 4 What do the children do at break time?
- 5 Who helps Noor and Lucky?

at nine o'clock

2 Read the story again. Order the sentences 1–5.

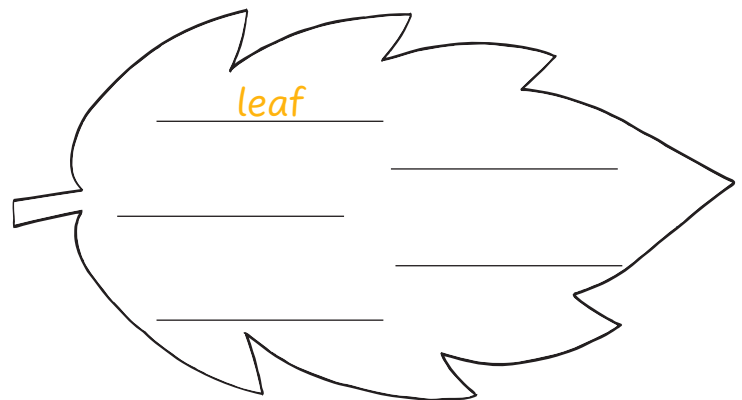
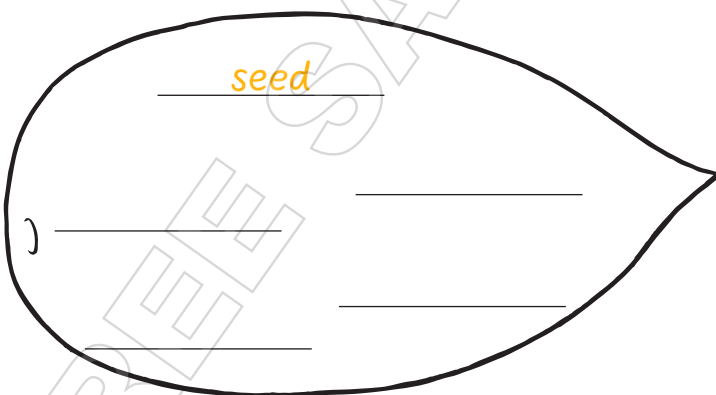
- Noor can look at Mary's book.
- 1 Noor's in her science classroom.
- Lucky is in the tree.
- Noor's in her computer studies classroom.
- The PE teacher rescues Lucky.

Sounds and spelling

3 Say aloud. Circle the letters **ee** and **ea**.




4 Look at Activity 3. Write **ee** words in the seed and **ea** words in the leaf.



Lesson 4 / **Grammar**

1   **1.2 Listen and draw lines.**



2 Choose and complete.

- | | |
|--|-----------------------------|
| 1 John always <u>paints</u> in art club. | 's painting / <u>paints</u> |
| 2 Mary _____ lunch now. | 's eating / eats |
| 3 Bob always _____ TV after school. | 's watching / watches |
| 4 John _____ computer games now. | 's playing / plays |
| 5 I always _____ my homework. | 'm doing / do |
| 6 Mary and Bob _____ home now. | are going / go |

3 Write sentences about the pictures.



now / eat

1 She's _____ now.



always / play

2 _____ on Monday.

4 Write about you.

I _____ now.

I always _____.

Lesson 5 / Language in use

1  1.3 What are they good at? Listen and tick (✓) or cross (×).

			
Harry	✓		
Ava	×		

2  Look at the timetable. Choose the best answers to the questions. There is one example.

Class 3 timetable - Tuesday								
Time	9:00	10:00	11:00	11:30	12:30	1:30	2:30	3:30
School subject	art	science	break time	social studies	lunch	English	computer studies	maths

Ben: What have we got first today?

Maria: A Science.

B Art.

C Computer studies.

2 Ben: When is social studies?

Maria: A It's after art.

B It's before break time.

C It's after break time.

4 Ben: When have we got computer studies?

Maria: A It's after English, before maths.

B It's before English, after lunch.

C It's the last lesson.

1 Ben: When have we got science?

Maria: A It's the first lesson.

B It's the second lesson.

C It's after lunch.

3 Ben: Is English before or after lunch?

Maria: A English is after lunch.

B English is before lunch.

C English is the second lesson.

5 Ben: When have we got maths?

Maria: A After computer studies.

B Before lunch.

C We haven't got maths today.

3 Write the school subjects you are *good at* and *not good at*.

Good at	Not good at
_____	_____
_____	_____

Lesson 6 / Language builder

1 Match to make sentences you use in the classroom.

- 1 May I go
- 2 Could you
- 3 Is this
- 4 May I come
- 5 How do you
- 6 Is this

- a OK?
- b in, please?
- c repeat that, please?
- d correct?
- e say that in English?
- f out, please?

2 Look at the pictures and complete.



1 May I come
in, please?



2 Is this _____?



3 May I _____,
please?



4 _____
that, please?



5 How _____
_____?



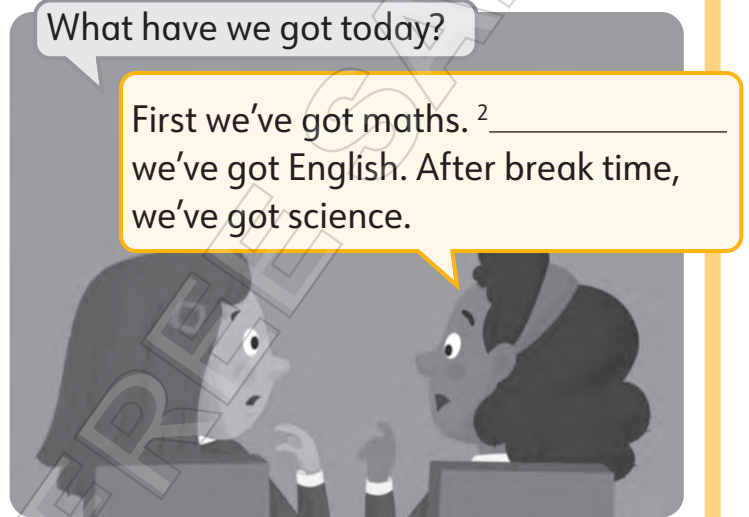


6 _____
_____?

Prepare to write

1 Read and complete.

Jenny's bad day



2 Complete the sentences. Add speech marks.

1 May I come in, please?


Jenny says, 'May _____

2 We haven't got
social studies today.

_____, says Barbara.

Check-up challenge

1 **CE:YL** Look and read. Choose the correct words and write them on the lines. There is one example.



maths



music



art



science



PE



social studies



English



computer studies

Example You run, play and exercise.

- 1 You learn to use a computer.
- 2 You paint pictures.
- 3 You listen, speak and learn new words.
- 4 You sing or play a musical instrument.
- 5 You count and use numbers.

_____ PE _____

2 Read and complete the timetable.

- 1 The lesson after lunch is art.
- 2 The second lesson is music.
- 3 After break time we've got English.
- 4 The lesson after art is PE.
- 5 First we've got social studies.
- 6 The other lesson is science.

When is that? _____

Class 3 timetable - Wednesday

Time	School subject
9:00	
10:00	
11:00	<i>break time</i>
11:30	
12:30	<i>lunch</i>
1:30	
2:30	
3:30	

3 Find the words.

break time

computer room

think

music room

laugh

b	r	t	s	c	w	h	k	m	s	h	t	z
r	c	o	m	p	u	t	e	r	r	o	o	m
e	u	m	u	s	i	c	r	o	o	m	l	i
a	i	p	l	v	z	x	w	d	t	e	p	a
k	l	k	a	d	x	t	e	c	v	w	b	q
t	i	w	u	z	j	h	r	t	a	o	d	u
i	o	k	g	r	n	i	w	e	u	r	v	y
m	x	z	h	t	r	n	t	o	v	k	n	a
e	b	y	o	s	t	k	j	f	a	m	j	s

There is one more word.
What is it?

4 Complete the words. Use **ee** or **ea**.

1 t e e th 2 gr n 3 cl n 4 pl se 5 thr 6 sy

What I can do!

Put a tick (✓) or a cross (x).

- | | |
|---|---|
| <input type="checkbox"/> name school subjects | <input type="checkbox"/> say and spell words with <i>ee</i> and <i>ea</i> |
| <input type="checkbox"/> say what I'm <i>good at</i> and <i>not good at</i> | <input type="checkbox"/> use speech marks |
| <input type="checkbox"/> talk about actions with <i>now</i> and <i>always</i> | <input type="checkbox"/> say the chant <i>In our English class each day</i> |

In this unit, my favourite part is _____.

_____ is a little difficult.

I really like _____.