



Unit 2 Vocabulary 1

1 Match and say.

1





2




3





4



5




6




Unit 2 Vocabulary 2

1 Look and **circle**. Say.




2 Listen to your teacher. Number.

~~1~~ 2 3 4 5 6 7 8

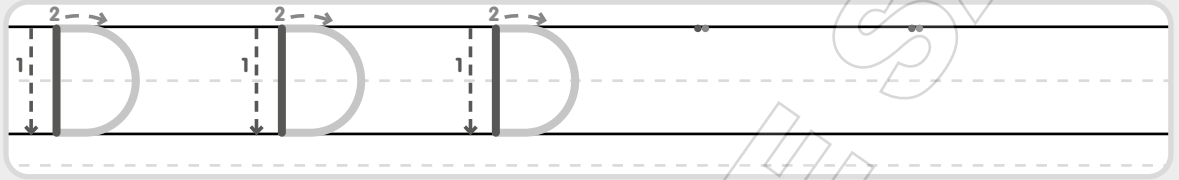
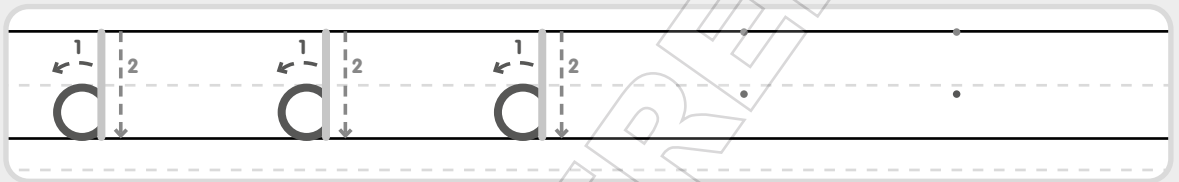
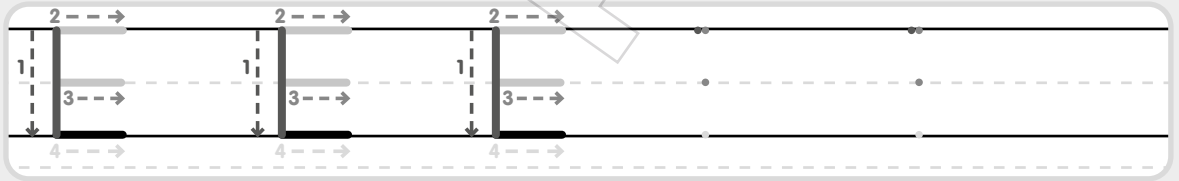
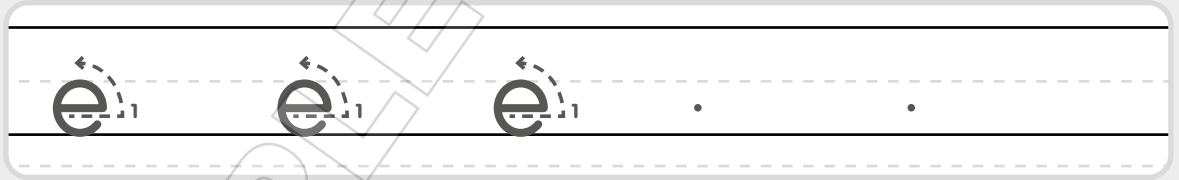
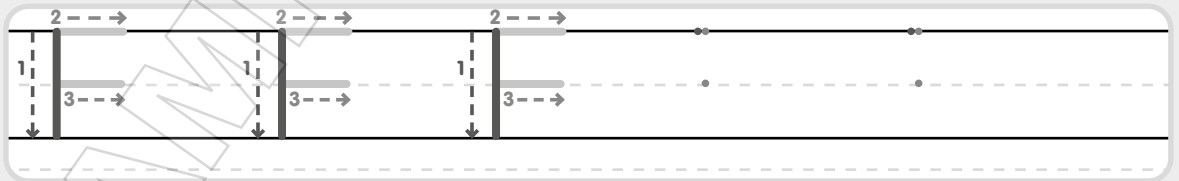
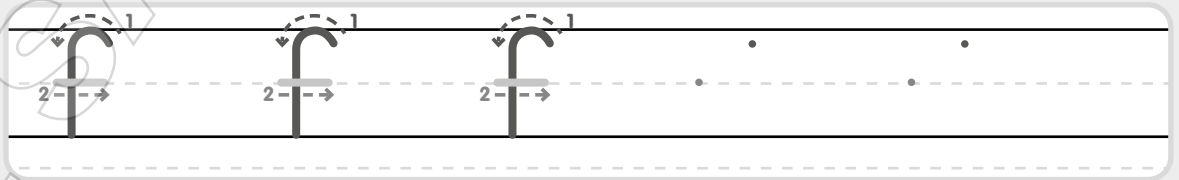


1



Unit 2 Alphabet 1

1 Trace and write the big letters blue and the small letters red.

**D****d****E****e****F****f**


Unit 2 Alphabet 2

1 Look and write *d*, *e* or *f*. Say.


1

 e 


2


3

 5 


4

5





 

6


2 Match. Say *d*, *e* or *f*.


frog


   


egg


doll













Unit 2 Grammar


1 Listen to your teacher. Draw.




1



2




3



4



2 Draw and say.



Unit 2 Answer key

Vocabulary 1

Activity 1

The children look at the emotions of the faces in the first column and draw lines to match them with the same emotions in the second column.

1 sad 2 tired 3 scared 4 happy 5 angry 6 sick

Vocabulary 2

Activity 1

The children think about how they feel before they wear / eat each object and circle the correct feeling, hot or cold.

1 flip-flops – hot face 2 soup – cold face
3 ice cream – hot face 4 scarf – cold face

Activity 2

There are two separate rows of four faces with boxes underneath. Row 1: happy, tired, scared and hot. Row 2: sick, sad, angry and cold. Read the script aloud, saying each line in a different voice, and accompany with a mime. Then ask the children to write the correct number inside each box.

Teacher's script

1 I'm scared.
2 I'm tired.
3 I'm hot.
4 I'm happy.
5 I'm sad.
6 I'm sick.
7 I'm cold.
8 I'm angry.
1 3 2 2 3 4 4 1 5 6 6 5 7 8 8 7

Grammar

Activity 1

Under a row of four faces (happy, sad, angry and tired) there are four numbered photos of real children, each with speech bubbles with the outline drawings of heads. Ask the children to draw the corresponding features on each face after you have read the script. Read the script aloud, pausing after each line to allow time for the children to draw in the features. Use different voices and move from side to side as you say the alternate lines of dialogue.

Teacher's script

1 Boy: How are you? Girl: I'm happy.
2 Girl: How are you? Boy: I'm angry.
3 Boy: How are you? Girl: I'm sad.
4 Girl: How are you? Boy: I'm tired.
1 angry 2 happy 3 sad 4 tired

Activity 2

Ask the children to draw in features and expressions on the face to say how they feel.
Children's own drawings.

Alphabet 2

Activity 1

1 e (egg) 2 d (dress) 3 f (five) 4 e (elephant)
5 f (frog) 6 d (doll)

Activity 2

The children should use three different coloured pencils / crayons to draw lines.
dress-d-D-doll
elephant-e-E-egg
5-f-F-five