


# Let's Play!



Point and say the games. Draw yourself playing one of the games.

Key Language Review: basketball, hopscotch, jump rope, soccer




Point and say the games. Complete the faces. Say: *Do you like games? Yes, I like (soccer).*

Key Language Review: basketball, hopscotch, jump rope, soccer, Do you like games? Yes, I like (soccer).

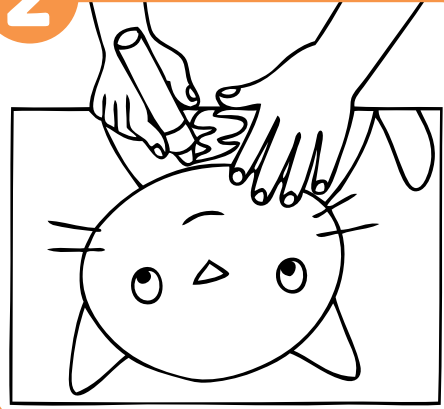
# Storysong



1



2



3




4



Draw your face and hair. Follow the pictures and say: *I'm coloring one ball.* Do the action to make the sentence true.  
Key Language Review: ball, coloring, 1, I'm coloring one ball.


# 30

# 40




Draw pink rectangles around soccer. Draw purple rectangles around *basketball*. Count all the people playing soccer and basketball. Color the correct number.

Key Language Review: basketball, soccer, rectangle, pink, purple, 1-40



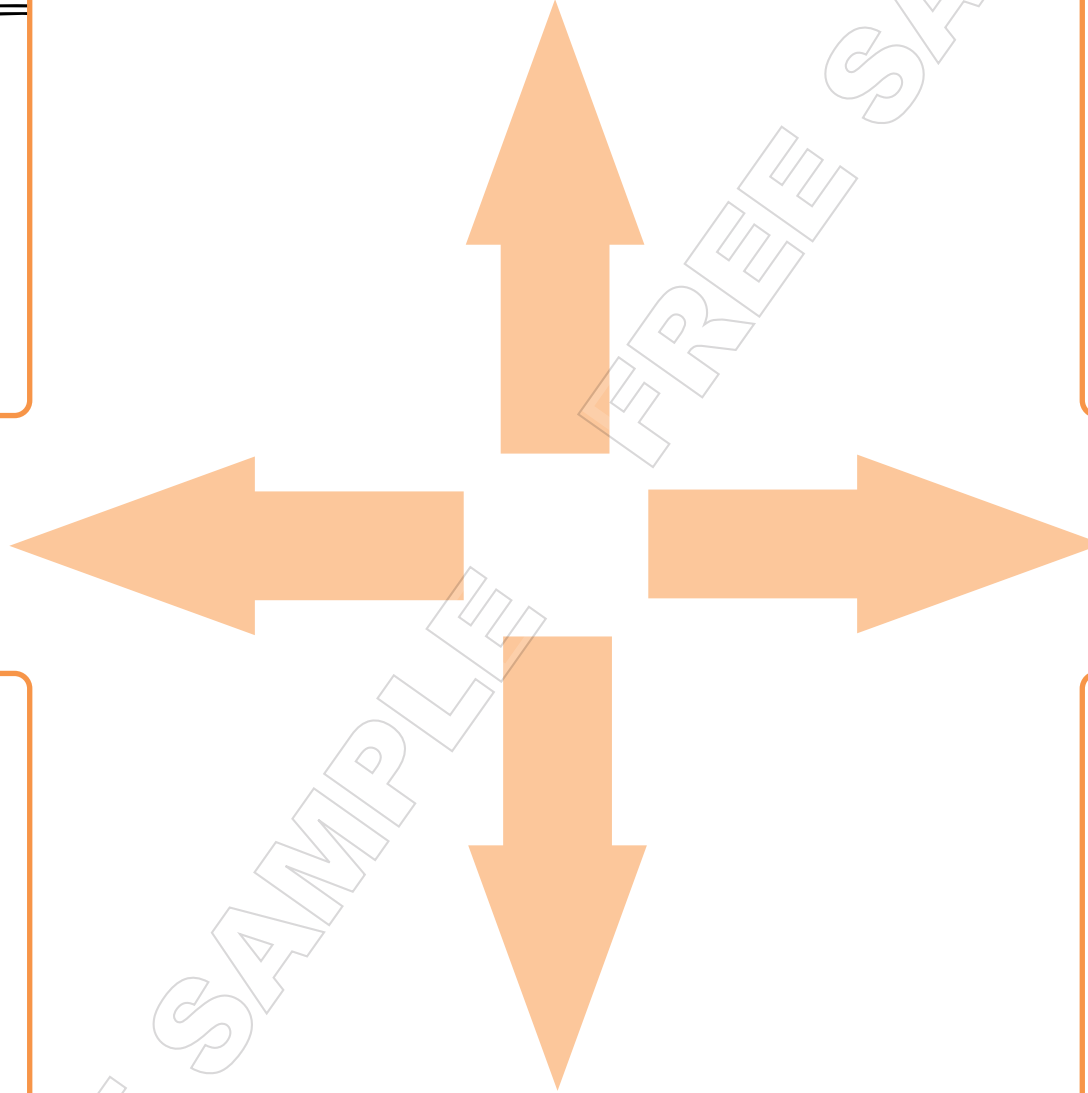
Point and say. Check (✓) the activities your teacher can do. Check (✓) the activities you can do. Say: *What can you do? I can (climb).*  
 Key Language Review: climb, hop, ride, skate, What can you do? I can (climb).

# Lesson 6




**Point and say the activities. Paste pictures of active games.**  
*Key Language Review:* basketball, hopscotch, jump rope, skating, soccer, active

# Action Song



Point and say the actions. Follow your teacher's instructions to connect the actions to the directions. Do the actions.  
Key Language Review: arms, climb, hop, skate, wiggle, down, left, right, up





Point and say the games. Paste orange paper on the ball. Paste yarn on the jump rope. 69 Complete the Unit 2 Family Time Activities with your family.

Key Language Review: basketball, jump rope, orange