



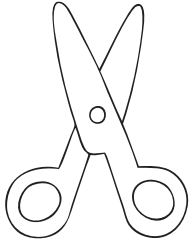
Child's name: _____

Grade and group: _____

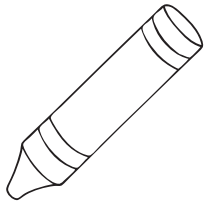
At the end of Unit 1, the child can ...	Can do with confidence	Still learning	Next steps
<ul style="list-style-type: none">Name a new classroom object: <i>scissors</i>			
<ul style="list-style-type: none">Name classroom actions: <i>cutting</i>			
<i>painting</i>			
<i>pasting</i>			
<i>coloring</i>			
<i>drawing</i>			
Recognize the numerals 20 through 30.			

Additional comments:

Teacher's name: _____ Date: _____


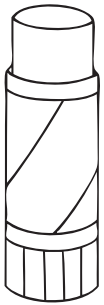


20



21

22



23

24

25

26

27

28

29

30

