




# 5 Patch in the jungle





## Unit 5 Patch in the jungle

### Lesson 1

- Starter routine.  CD1 track 4 and CD2 track 11
- Play *Are you scared?*  CD2 track 13
- Play *Knock, knock!*  CD1 track 2
- Do the *Jungle dance*.  CD2 track 14
- Listen to the *Jungle song*.  CD2 track 15
- Play the *Jungle animals mime*.

#### Worksheet 1 Page 53

- Complete the animals.
- Listen to the *Jungle sounds* and point to the animals.  
 CD2 track 13
- Bye-bye routine.  CD1 track 11

### Jungle song

There's a tiger  
A big tiger  
It goes roar, roar, roar, roar!  
Are you scared?

There's a snake  
A big snake  
It goes hiss, hiss, hiss, hiss!  
Are you scared?

There's a monkey  
A big monkey  
It goes oo, oo, oo, oo!  
Are you scared?

There's an elephant  
A big elephant  
It goes trumpet, trumpet, trumpet, trumpet  
Are you scared?

There's a crocodile  
A big crocodile  
It goes snap, snap, snap, snap  
Are you scared?









## Unit 5 Patch in the jungle

---

### Lesson 2

- Starter routine.  CD1 track 4 and CD2 track 11
- Sing the *Jungle song*.  CD2 track 15
- Listen to the *Where's the crocodile? story*.  CD2 track 17
- Play with the poster.
- Play *Find the animals*.

#### Worksheet 2 Page 55

- Stick on the snake, elephant and monkey. Then colour the crocodile green and the tiger orange.
  - Say *Hello* to the snake, elephant, monkey, crocodile and tiger.
- Bye-bye routine.  CD1 track 11







## Unit 5 Patch in the jungle

### Lesson 3

- Starter routine.  CD1 track 4 and CD2 track 11
- Sing the *Jungle song*.  CD2 track 15
- Play *In the jungle*.  CD2 track 13
- Listen to the *Please don't eat me song*.  CD2 track 18

#### Worksheet 3 Page 57

- Find and colour the animals.
- Sing the *Please don't eat me song* and point to the animals.  
 CD2 track 18
- Bye-bye routine.  CD1 track 11

### Please don't eat me song


Deep in the jungle, what can you see?  
What can you hear?  
What can it be?  
A tiger! A tiger!  
Come with me!

Deep in the jungle, what can you see?  
What can you hear?  
What can it be?  
A snake! A snake!  
Come with me!

Deep in the jungle, what can you see?  
What can you hear?  
What can it be?  
A monkey! A monkey!  
Come with me!

Deep in the jungle, what can you see?  
What can you hear?  
What can it be?  
An elephant! An elephant!  
Come with me!

Deep in the jungle, what can you see?  
What can you hear?  
What can it be?  
A crocodile! A crocodile!  
Please don't eat me!










## Unit 5 Patch in the jungle

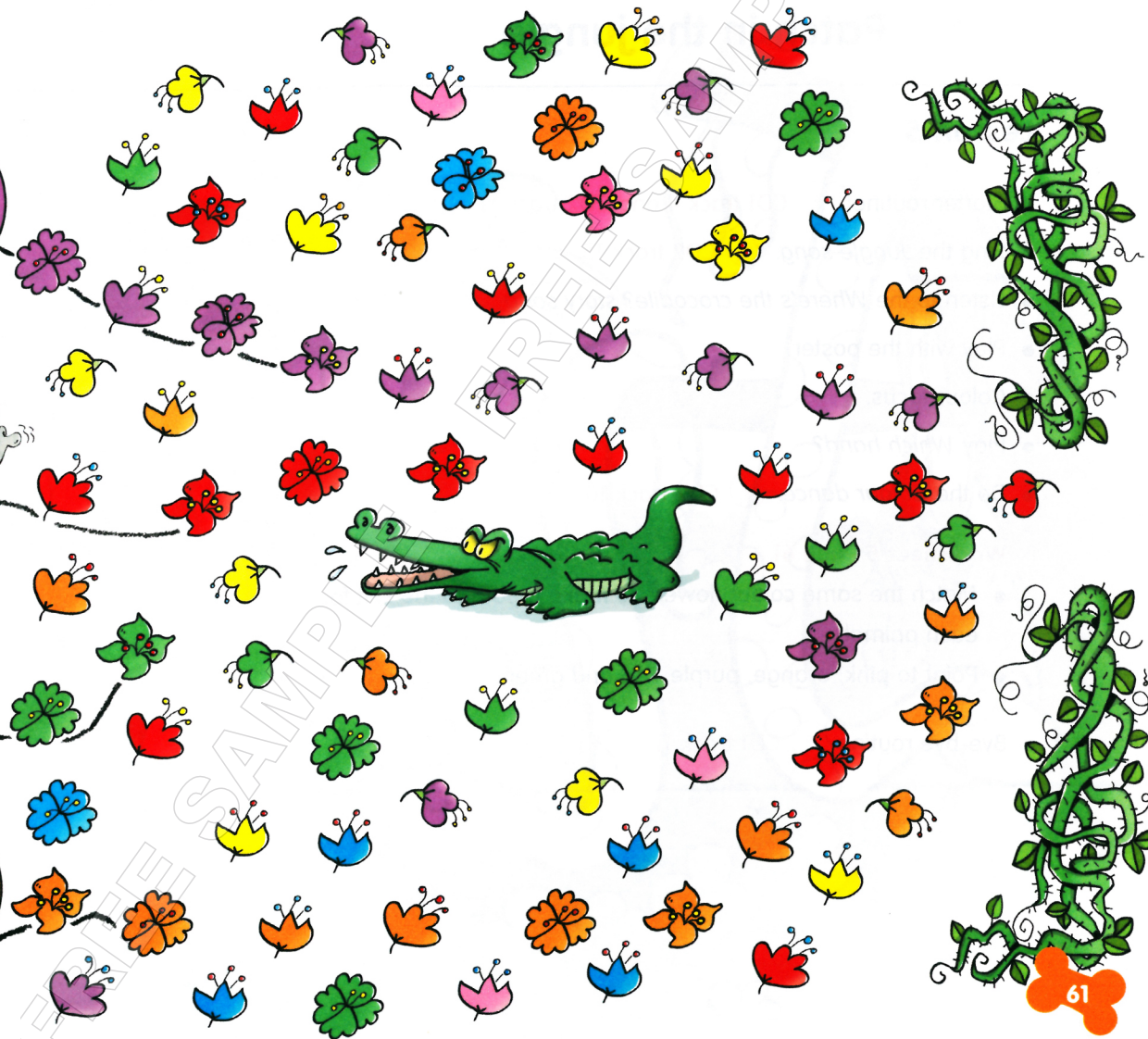

---

### Lesson 4

- Starter routine.  CD1 track 4 and CD2 track 11
- Sing the *Please don't eat me song*.  CD2 track 18
- Listen to the *Where's the crocodile? story*.  CD2 track 17
- Play with the poster.
- Play *How many are there?*
- Listen to the *Flowers chant*.  CD2 track 20
- Play *How many?*





#### Worksheet 4 Page 59

- Find groups of 10 flowers then draw a circle around each group.
  - Count the flowers in each group.
- 
- Bye-bye routine.  CD1 track 11



## Unit 5 Patch in the jungle

### Lesson 5

- Starter routine.  CD1 track 4 and CD2 track 11
- Sing the *Jungle song*.  CD2 track 15
- Listen to the *Where's the crocodile? story song*.  CD2 track 21
- Play with the poster.
- Colour focus.
- Play *Which hand?*
- Do the *Colour dance*.  CD2 track 10

#### Worksheet 5 Page 61

- Match the same colour flowers to make a path to the exit for each animal.
  - Point to pink, orange, purple, red and green.
- 
- Bye-bye routine.  CD1 track 11

### Where's the crocodile? story song

Hello, Elephant  
Where's the crocodile?  
I don't know.


Hello, Tiger  
Where's the crocodile?  
I don't know.

Hello, Snake  
Where's the crocodile?  
I don't know.

Hello, Monkey  
Where's the crocodile?  
Here I am and I'm hungry!





Run!







## Unit 5 Patch in the jungle

### Lesson 6

- Starter routine.  CD1 track 4 and CD2 track 11
- Sing the *Where's the crocodile? story song*.  CD2 track 21
- Sing the *Jungle song*.  CD2 track 15
- Play *Quick flash!*
- Learn the *What colour is it? chit chat routine*.  CD2 track 22

#### Worksheet 6 Page 63

- Colour the snakes red, yellow, green, purple, brown, pink, blue or orange.
- Say the *What colour is it? chit chat routine* and point to the snakes.  CD2 track 22

- Bye-bye routine.  CD1 track 11

### Lesson 7

- Remove the jungle animals press out.

### Lesson 8

- Time for a show with the jungle animals press out.

### Chit chat routine

What colour is it?

Red, yellow, green, purple,  
brown, pink, blue, orange.