



KSIĄŻKA UCZNIA

TIGER 3

CAROL READ MARK ORMEROD
WITH MAGDALENA KONDRO



 macmillan
education

Nr MEN 673/3/2016



PODRECZNIK
WIELOLETNI



1 A Computer for the Club

Lesson 1 Vocabulary

1 Listen, look and repeat.

2 Listen, point and say *The Tiger Street word* rap.



1 play games



2 listen to music



3 watch films



4 use a computer



5 go on excursions



6 take photos



7 help people



8 paint pictures



9 make things



10 do sports

3 Play *Tiger's copycat chain*.



I take photos.



4 Point and say. Write in your notebook.

Example: a. help people



5 Do the *Spelling bee*.

Lesson 2 A photo story

1 Listen and read *A Laptop for the Club*. Act out the story.

1 Look at this. It's a new magazine called *Tiger Team*.

Let's write for it.

Great idea!

But we can't. We haven't got a computer.

2 Hey! Look at Mrs Jones's house. Who's that man?

Perhaps he's a window cleaner.

Or perhaps he's a thief!

Let's go and find out.

3 Look, the window is open.

The man isn't on the ladder.

Oh no!

He's in the house!

4 Look! He's got Mrs Jones's laptop.

He is a thief!

Stop, thief!

Give the laptop back.


5 Ha ha! Look. A banana. That's lucky!

6 Stop. Come with me.

Look! It's a policeman.

We can take Mrs Jones her laptop now.

Great! Come on.



Do you know a kind person?

2 Read and say *True* or *False*. Listen and check.

- 1 The new magazine is called *Tiger Team*.
- 2 The man on the ladder is a window cleaner.
- 3 The thief takes Mrs Jones's laptop.
- 4 Mrs Jones gives her old laptop to the club.



Help other people.



Think about it:

- Is it important to help people?
- How do you help other people?



Lesson 3 Speaking

Talk about what we do in our free time.



1 Listen and stand up if it's true about you. Say.

2 Play *True or False*.



I don't use a computer.

I make things.

False.

True.



3 Play *Guess who!*

Do you paint pictures?

Do you take photos?

Are you Ben?

Yes, I do.

No, I don't.

Yes, I am.



paint pictures



take photos



make things



Ben

✓

X

✓



Clare

X

✓

✓



Ellie

✓

✓

X



Nasim

X

✓

X

4 Ask and say.



Do you listen to music?

Yes, I do.



Lesson 4 Listening and Speaking

1 Listen and repeat. Say. 



At the club, we run and have fun in the sun.
Do you use a computer? Yes, we do. And we listen to music, too.

2 Listen, read and match with your fingers.

Sing *What do you do in your free time?*  

What do you do in your free time?

What do you do every day?

Do you help other people?

Do you study and play?

I do sports and use a computer.

I read books and listen to music, too.

I watch films and paint pictures.

They're all great fun to do.



3 Make the mini-cards. Play *The right order*.  

What do you do in your free time?

I do sports. I play games.
I don't take photos.

Is this right?


Yes, it is!



Using a computer

Lesson 5 CLIL

1 Listen, point and repeat. Cover and play *Word or number?*



play online games write emails watch music videos write for a class blog do projects find out information

2 Listen and read.

How techy are you?


Answer Yes or No to each question. Check your score!

- 1 Do you play online games?
- 2 Do you watch DVDs?
- 3 Do you watch music videos?
- 4 Do you write emails to your family and friends?
- 5 Do you use the Internet to find out interesting facts?
- 6 Do you write for a class or school blog?
- 7 Do you use a computer to do homework projects?
- 8 Do you use a computer to write stories?



Answer YES to 6-8 questions
You're very techy!
Answer YES to 4-5 questions
You're quite techy!
Answer YES to 1-3 questions
You aren't very techy!

3 Play *Question chain*.



4 Say what you *do* and *don't* do.



Lesson 6 CLIL

1 Listen, read and say.



In the UK ...

- Many children use a computer at school to learn about different subjects and do projects.
- Some children also keep a class blog.
- At home, many children use a computer to do homework and play games.



WHAT ABOUT POLAND?

2 Listen and read. Say.

How do you use a computer?

How I use a computer

I use a computer at home, at school and at the Tiger Street Club.

At the club, I use a computer to write emails. I also watch music videos and play online games.

At school, I use a computer to write stories and do projects. I also find out about things on the Internet.

At home, I use Mum and Dad's computer to look at photos and watch DVDs.

by Ben



3 Listen and read. Act out the story.

TIGER STREET TALES

1 Who are you?

2 I'm Squirrel. I live in the shed at number 15.

3 Let's start a club.

4 Oh no! It's big, but it's empty!

5 I'm Fox. I live in the garden at number 7.

6 And I'm Magpie. I live in the tree at number 9.

7 Great idea! My shed is big. Come and see.

8 Two hours later ...

9 This is heavy.

10 I'm tired.

11 What a fantastic club!

12 Good teamwork.

13 Perfect!

Lesson 7 Unit review

1 Listen, find and point. Say and write in your notebook.   

Example: a. I use a computer.




I ...




I don't ...




Do you ...?



I ...



I don't ...



Do you ...?

2 Read, look and say. Listen and check. Write in your notebook.  

Example: 1. watch music videos



I use a computer at home and at school.

At home, I ①



and ②




At school, I ③



and ④



3 Listen and repeat. Act out the dialogue. 

I've finished.
What do I do now?

Can I work with David?

Thank you.

Check your
answers with a friend.

Yes, of course.

TIGER 3

Tiger to seria trzech podręczników do nauki języka angielskiego przeznaczona dla uczniów klas 1–3 szkoły podstawowej. Kurs ten jest w pełni zgodny z wymaganiami podstawy programowej i odpowiednio dostosowany do zróżnicowanych możliwości edukacyjnych najmłodszych uczniów. *Tiger* łączy ze sobą standardowe elementy do nauki języka z treściami wzbogacającymi wiedzę ogólną ucznia; obok nowoczesnych środków przekazu i metod nauczania znaleźć tu można również tradycyjne piosenki czy historyjki.

Tiger to:

- idealne rozwiązanie dla licznych klas, zróżnicowanych pod względem poziomu uczniów
- wykorzystanie treści z różnych obszarów tematycznych do nauki języka angielskiego
- stopniowy rozwój wszystkich umiejętności językowych ucznia
- nauka piosenek krok po kroku – dzięki nowatorskiemu rozwiązaniu *guided singing*
- zabawne i mądre historyjki z przyjaznymi bohaterami
- sekcje *Tiger Values*, dzięki którym dzieci uczą się kultury osobistej i rozwijają swój system wartości
- twórcza zabawa z różnymi pracami projektowymi i plastycznymi
- miniprzedstawienia i liczne gry ruchowe.