


Książka ucznia

Bugs World



Carol Read • Ana Soberón

 macmillan
education



PODRECZNIK
WIELOLETNI

2


The magic elf

Lesson 1

1 Listen, sing and point.



2 Cover. Play What's my word?





- Pupils sing *The toy song* and point to the pictures.
- Pupils use their Colin pencil puppets to cover the picture the teacher calls out. Then they play *What's my word?*: car, bike, scooter, robot, doll, ball.



Lesson 2









1 Listen to the story.







2 Find. 



3 Draw in your notebook. 




- Pupils find two lines (→, ↓) showing the toys in the order of the story.
- Pupils draw in their notebook and say the toy they want.




Lesson 4

1 Point and say.



2 Listen and say.




- Pupils point to the pictures and say the *Tripilee* rhyme.
- Pupils listen and say Annie's rap: *Bee's ball and Butterfly's bike*.




Lesson 5

1 Listen, point and say.



2 Find and say.




- Pupils listen, point to the toys and say *Yes* or *No*. Then they say the colours.
- Pupils find the bugs' favourite colours, tracing their way with their fingers. Then they say the bugs' favourite colours.












Lesson 6

1 Make the butterflies. Paint.



2 Look and say.




1		+		=	?		
2		+		=	?		
3		+		=	?		
4		+		+		=	?




Lesson 7

1 Make the magic wand. ✂



2 Listen and cover.




- Pupils make the magic wands.
- Pupils use their magic wands to cover the pictures while listening to the story.








Lesson 8

1 Listen, point and repeat.



2 Listen and match with your fingers.




Go to the Picture Dictionary on page 76.

Annie's surprise

Review

1 Listen to the story.



• Pupils listen and follow the story in their books. Then they listen again.

My world, your world



Birthdays

1 Listen and point. Say.



2



1



3



2 Draw in your notebook.



- Pupils listen and point to the things children do on their birthdays in the UK.
- Pupils draw a birthday cake in their notebook.