


Książka ucznia

Bugs World



Carol Read • Ana Soberón
Magdalena Kondro



Nr MEN 30/2/2010/2015




PODRECZNIK
WIELOLETNI

2

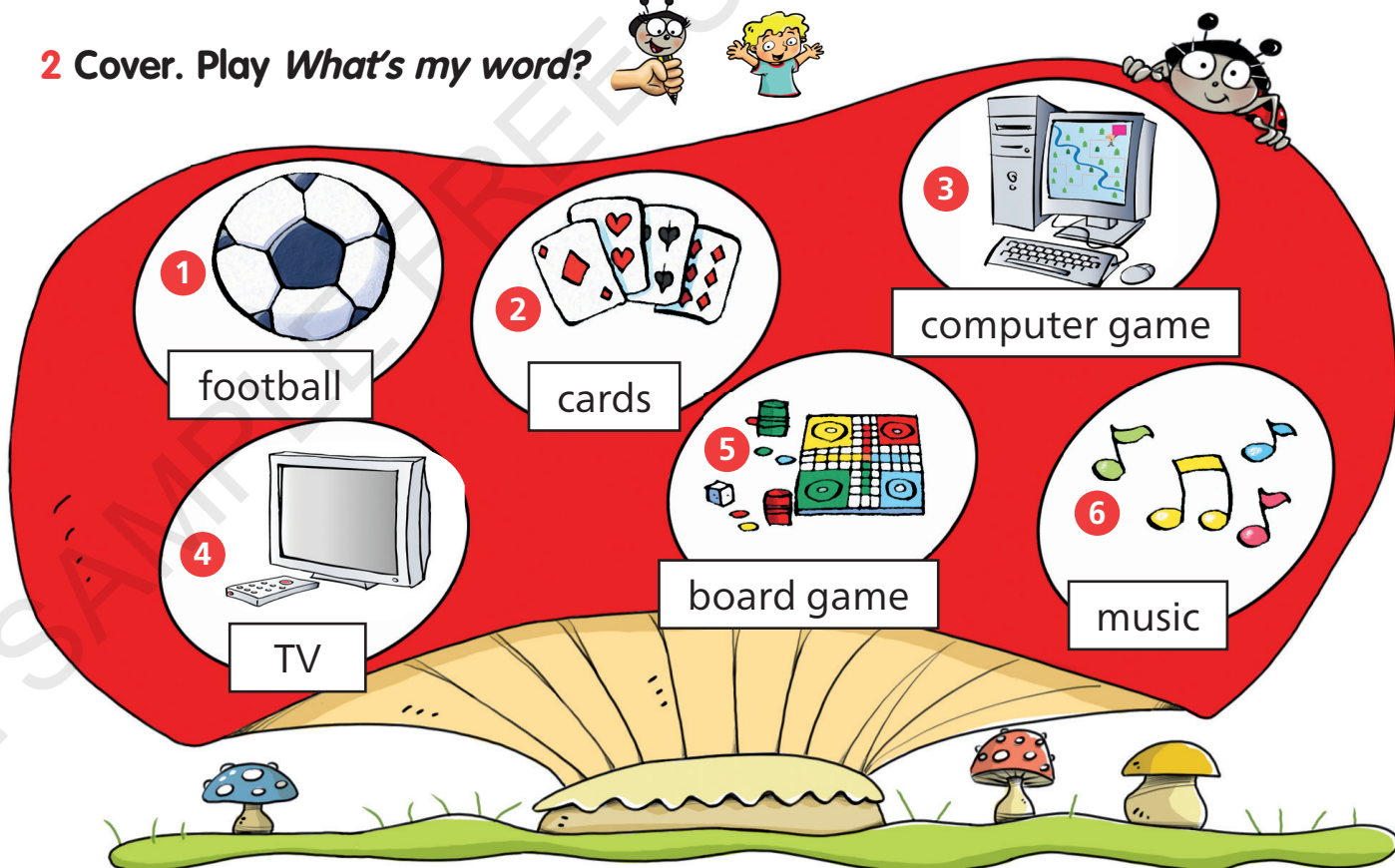
Let's play, Tanya!

Lesson 1

1 Listen, sing and point. 



2 Cover. Play *What's my word?*  






- Pupils sing the song *I want to play football* and point to the pictures.
- Pupils use their Lucy pencil puppets to cover the picture the teacher calls out. Then they play *What's my word?*: *football, cards, computer game, TV, board game, music.*



Lesson 2

1 Listen to the story.







2 Match with your fingers and say.




I want to ...

football

music

cards



I want to ...

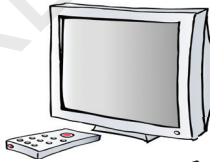


board game

TV

computer game

3 Point and play.



- Pupils match the words with the pictures using their fingers. Then they say what the children want to do in the story.
- Pupils point to the bugs and say what each bug wants to do. Then they play a guessing game: *I want to ... / Me too.*



Lesson 3

1 Listen and match with your fingers. Sing. 

1



Let's play football. Let's play football.



Great idea. Let's play football.



No, not now. No, not now.

NO, NOT NOW!



2



Let's play cards. Let's play cards.



Great idea. Let's play cards.



No, not now. No, not now.

NO, NOT NOW!



3



Let's sing and dance. Let's sing and dance.



Great idea. Let's sing and dance.



Yes, yes, yes. Yes, yes, yes.

YES! YES! YES!




2 Make free time activity cards. Play.  

- Pupils listen to the song and match the verses with the pictures using their fingers. Then they sing the song *Let's sing and dance.*
- Pupils make cards with free time activities. Then they play the card game.




Lesson 4

1 Match with your fingers and say. Listen and check.



2 Listen and say.






Lesson 5

1 Match with your fingers and say.



- yellow
- blue
- red
- pink
- white
- orange
- green
- black
- purple
- brown



2 Listen, sing and point.



- Pupils match the words with the numbers using their fingers and say the colours of the numbers.
- Pupils listen, point to the right numbers and sing *The computer colour song*.



Lesson 6

1 Listen and point. Match with your fingers.



run

play football

ride a bike

dance

swim

walk

2 Look, point and say.



- Pupils listen to the sounds in part 1 and point to the photos. Then they listen to part 2 and check their answers. Next, they match the words with the photos using their fingers.
- Pupils point to the activities which are good exercise and name them.



Lesson 7

1 Listen and cover.



2 Read and match with your fingers.



I want to play cards!

Oh no, not now.

I want to play a board game!

Your score is ten.

- Pupils cover the pictures while listening to the story.
- Pupils read the sentences and, using their fingers, match them with the story characters and the objects.



Lesson 8

1 Listen and point. Write in your notebook.



football music cards board game TV computer game



2 Point and say. Write in your notebook.



green 1 2 3 4 brown

orange 5 6 7 8 9 white

purple 10 red

pink blue



black yellow

Go to the Picture Dictionary on page 79.

- Pupils listen and point to the pictures. Then they listen again and write the names of free time activities in their notebooks in the correct order.
- Pupils point to computer screens and name their colours. Then they write the names of colours in their notebooks in the correct order.

Rainy day

1 Listen to the story.



My world, your world




Rainy day games

1 Listen and point. Listen and say. 



2 Draw in your notebook. 



- Pupils listen about the games children play when it's raining in the UK. Then they listen and say the number of the picture.
- Pupils draw their favourite game in their notebooks.