

# 2


# The magic elf

## Lesson 1

Listen, sing and point.



Play *What's my word?*




- Pupils sing *The toy song* and point to the pictures.
- Pupils play *What's my word?*: car, bike, scooter, robot, doll, ball.



## Lesson 2

Listen to the story.









## Lesson 2

Look and number.



Draw.



## Lesson 3

Make the cards on page 71. Sing the song.



- Pupils number the toys in the order of the story. Then they say the toys.
- Pupils draw and say the toy they want.




# Lesson 4

Look and number.



Listen and say.



- Pupils listen to the *Tripilee* rhyme. Then they number the pictures in order.
- Pupils listen and say Annie's rap: *Bee's ball and Butterfly's bike*.




# Lesson 5

Listen and colour.



Draw.




- Pupils listen and colour the toys. Then they say the colours: red, orange, yellow, blue, green, purple, brown.
- Pupils draw lines to find the bugs' favourite colours. Then they say the bugs' favourite colours.









# Lesson 6




Colour. 








Look and colour. 

1  +  = 

2  +  = 

3  +  = 

4  +  +  = 



# Lesson 7

Make the pencil puppets on page 73.




- Pupils say the colours. Then they colour the picture by mixing the colours.
- Pupils do the colour sums and say the answers.




# Lesson 8

Listen and put on the stickers. Point and say.



Listen and colour.



Go to the Picture Dictionary on page 64.




- Pupils listen and put on the Unit 2 stickers. Then they point and say the words.
- Pupils listen and colour the balls.
- Teacher says *Well done! You've finished Unit 2. Put on the sticker of Colin.*



# Annie's surprise

Listen to the story.



• Pupils listen and follow the story in their books. Then they listen again.

# My world, your world



## Birthdays

Listen and point. Say.



1




3



2



Draw.



- Pupils listen and point to the things children do on their birthdays in the UK.
- Pupils draw a birthday cake.