


2

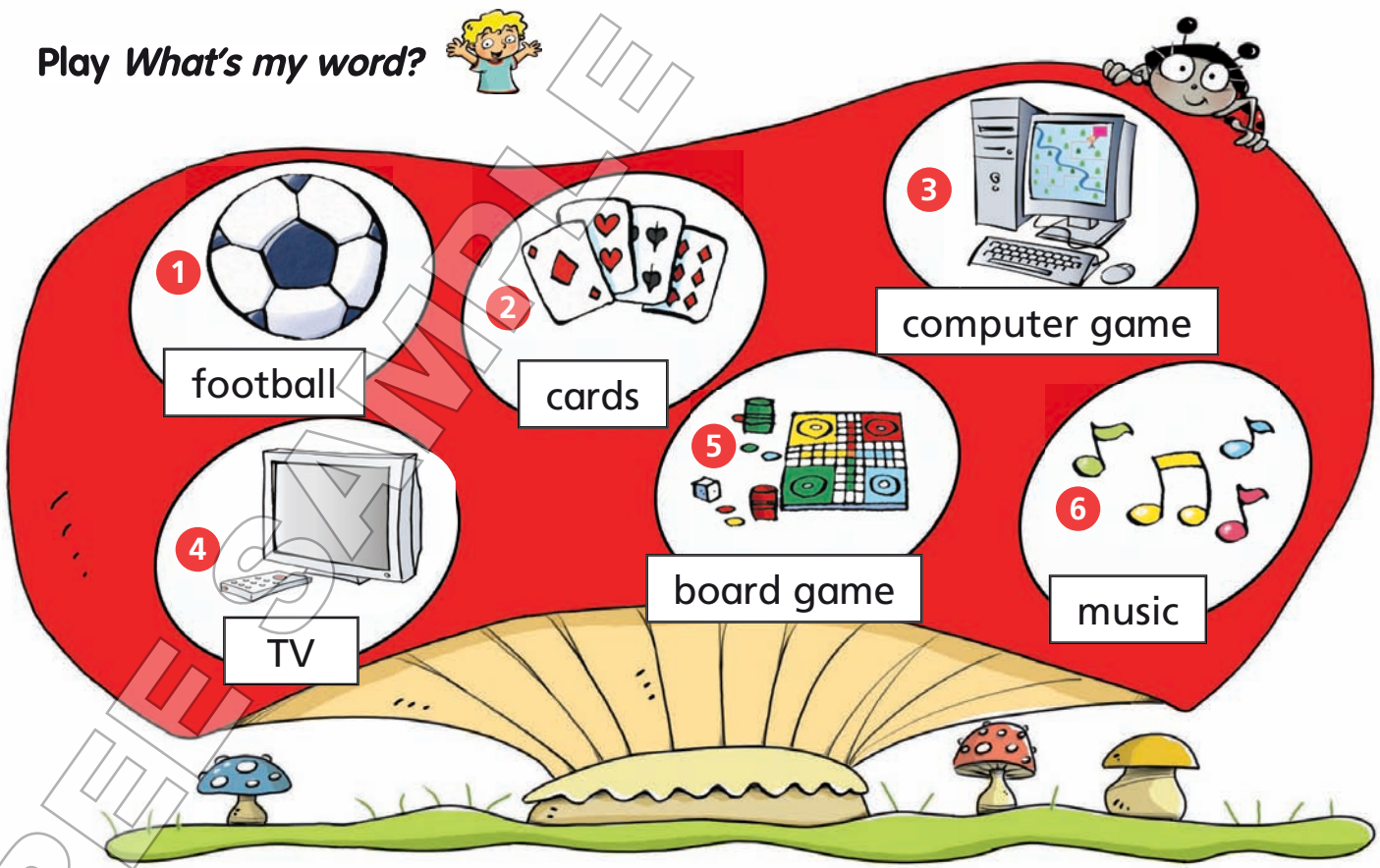
Let's play, Tanya!


Lesson 1


Listen, sing and point. 





Play *What's my word?* 





1  football

2  cards

3  computer game

4  TV

5  board game



6  music

- Pupils sing the song *I want to play football* and point to the pictures.
- Pupils play *What's my word?*: football, cards, computer game, TV, board game, music.




Lesson 2

Listen to the story.



• Teacher tells the story with the story cards. Then he/she tells the story again and pupils follow in their books.







Lesson 2

Write and colour.



football music cards board game TV computer game




football

Draw and play.



I want to ...



- Pupils write the words and colour the pictures.
- Pupils draw what they want to do. Then they play *Find a partner: I want to ... / Me too.*



Lesson 3

Listen, write and match.



play cards

sing and dance

play football

1



Let's play football. Let's play football.



Great idea. Let's play football.



No, not now. No, not now.

NO, NOT NOW!



2



Let's play cards. Let's play cards.



Great idea. Let's _____.



No, not now. No, not now.

NO, NOT NOW!



3



Let's sing and dance. Let's sing and dance.



Great idea. Let's _____.



Yes, yes, yes. Yes, yes, yes.

YES! YES! YES!



Make the cards on page 83. Sing the song and play the game.




- Pupils write the missing words in the song. Then they match the verses and pictures.
- Pupils make the cards on page 83. Then they sing the song *Let's sing and dance* and play the card game.




Lesson 4

Match and say. Listen and check.



Listen and say.





Lesson 5

Match and colour.



yellow

blue

red

pink

white


orange

green

black

purple

brown



Listen, colour and write. Sing the song.



green

purple

black

brown

white

orange

pink

blue

red

yellow


1 pink

2

3

4

5



6

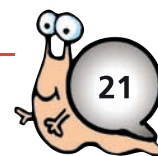
7

8

9

10

- Pupils match the words and numbers. Then they colour the picture and say what it is.
- Pupils listen, colour numbers on the computer screen and write the colours. Then they sing *The computer colour song*.





Lesson 6

Listen, number and match.



run

play football

ride a bike

dance

swim

walk

Look and circle.



Lesson 7

Make the story characters on page 85.



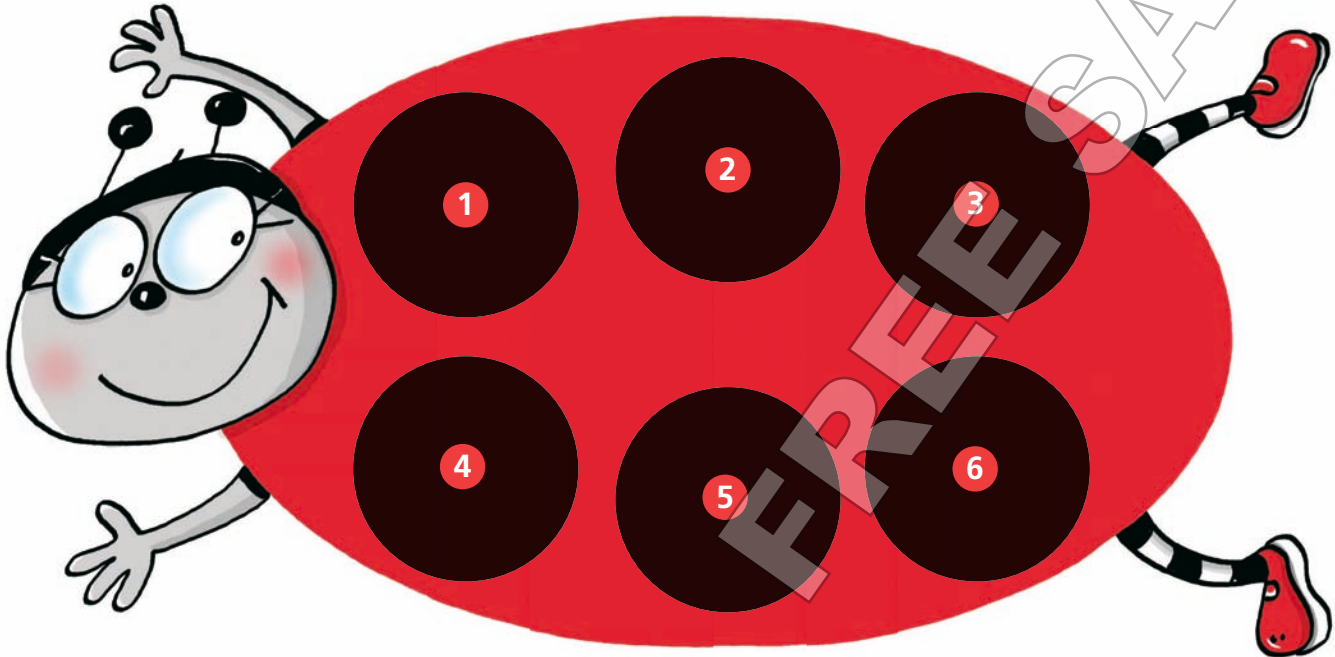
- Pupils listen to the sounds in part 1 and number the photos. They listen to part 2 and check their answers. Then they match the words and photos.
- Pupils circle the activities which are good exercise and name them.



Lesson 8

Listen and put on the stickers. Write the words.





Read and colour.



1 red

2 blue

3 orange

4 purple

5 brown

6 green

7 yellow

8 white

9 black

10 pink

- Pupils listen and put on the Unit 2 stickers. Then they write the words.
- Pupils read and colour the computer screens.



Look and match.



1

Let's play a computer game!

2


Let's watch TV!

3

I want to listen to music.




Go to the Picture Dictionary on page 76.



Rainy day

Listen to the story.



• Pupils listen and follow the story in their books.

My world, your world



Rainy day games

Listen and point. Listen and say.



1



2



3



Draw.



Blank area for drawing.

- Pupils listen about the games children play when it's raining in the UK. Then they listen and say the number of the picture.
- Pupils draw their favourite game.