

Książka ucznia

English

Quest

1



MACMILLAN
Nr MEN

Jeanette Corbett, Roisin O'Farrell
Magdalena Kondro

CD: Piosenki
CD-ROM:
Animowane
historijki

Unit

5

Animal Zone



Lesson 1



Listen, sing and point.



Play Digi's Maze.



Lesson 2



Make your mini-flashcards.

Pupils listen and point to the animals.
Pupils sing the *Animals everywhere* song. Pupils play *Digi's Maze*.
Pupils go to their Activity Books and make mini-flashcards.

rabbit, peacock, cat, dog, snail,
duck, tortoise, owl





Lesson 3



Listen to the story.

1




2



3




4



Teacher tells the story with the story cards.
Then pupils listen to the story again and point to the pictures.






Where's ...?
 There! In ... / On ... / Under ...
 Is it your ...? Yes, it is. / No, it isn't.





Look and number.



Draw and colour.



Pupils number the pictures in the order they appear in the story. Pupils draw and colour their favourite animal from the story.

rabbit, peacock, cat, dog, snail, duck, tortoise, owl



Lesson 4



Listen, point and say.



Listen and do the role play.



Pupils listen and point to the pictures.
Pupils say the rhyme.
Pupils listen and do the role play.



Phonics - æ
Is it your...? Yes, it is. / No, it isn't.
Where's ...? There! In ... / On ... / Under ...





Lesson 5



Listen, number and match.



Look and match.

Pupils listen, number and match the photos.
Pupils match the animals to the coverings.

feathers, fur, shell, parrot, crab, squirrel

Lesson 6



Sing, draw and colour.



Listen, point and say.



1



2



3

Pupils sing the *Animal rap*, draw and colour the snail.
Pupils listen, point and say the numbers of the photos.

Animals in the UK.





Lesson 7



Match, listen and number.

<input type="text" value="1"/>					<input type="text"/>
<input type="text"/>					<input type="text"/>
<input type="text"/>					<input type="text"/>
<input type="text"/>					<input type="text"/>



Listen and number.



Lesson 8

Go to My Picture Dictionary on page 86.



Pupils match the puzzle pieces, listen and number the pictures in order. Pupils listen and number the pictures. Pupils complete My Picture Dictionary for Unit 5.