




KSIĄŻKA UCZNIA

# TIGER 1

CAROL READ MARK ORMEROD  
WITH MAGDALENA KONDRÓ



MACMILLAN  
Nr MEN 673/1/2013







# 5


# The Sore Paw



## Lesson 1 Vocabulary

1 Listen, look and repeat.

2 Listen, point and say *Tiger's word* chant.




3 Stick and say. Play *Tiger, Tiger, word or number?*



parrot



snake



elephant



monkey



giraffe



frog



crocodile




mouse





## Lesson 2 Story

1  Listen to the story. Point. 





## Tiger Values



Be kind to your friends.






2 Make the mini-flashcards. ✂



## Lesson 3 Story activities


1  Listen and say the missing words.  

2 Tick (✓) the animals in the story and say.   
Circle the animal that helps Tiger. 



3  Listen and sing *Can you help me, please?*. 

4 Number the pictures in order. 





**Listen, look and say.**





# How we move

## Lesson 5 CLIL

1  Listen and point. Mime and say.  



2  Listen and point.



3 Act out the story. 






## Lesson 6 CLIL

1  Listen, number and repeat.  

2  Listen and point. Sing *A frog can jump.* 

3 Tick (✓) what you can do. Say.  



4 Play *A parrot can fly!* 






**Personalisation:** A (giraffe) can (run)., I can (jump)., Can you (fly)?, Yes, I can. / No, I can't.



## Lesson 7 Unit review

1




Listen, number and repeat. Stick.   

a





b





c





d





e






f





g





h









2 Play Tiger's favourite word.





### 3 Stick, match and say.



### 4 Listen, circle and repeat. Ask and answer.



**Classroom  
language**






 Go to the Picture Dictionary on page 82.











# Kids' Culture 5

1  Listen, say and act out a traditional rhyme:  
*Eeny meeny miny moe.*  



2  Listen and number. Draw and say.   



1






# TIGER 1


**Dla ucznia:**




**Książka ucznia  
+ Piosenki  
+ CD-ROM**



**Moje portfolio  
Crafts**



**Zeszyt ćwiczeń  
+ Zeszyt współpracy z rodzicami**



**Dla nauczyciela:**



**Książka nauczyciela  
w języku polskim  
+ DVD  
+ Materiały do kopiowania**



**Story cards**




**Flashcards**




**Word cards**




**Pacynka**



**Interactive  
Classroom**



**Audio CDs**



**Plakaty**

**MACMILLAN**  
[www.macmillan.pl](http://www.macmillan.pl)

ISBN 978-83-7621-289-0



9 788376 212890