

EPISODE

3

MY COLLECTIONS

11 figures



1 Look, listen and point.
Patrz, słuchaj i pokazuj.

2 Listen and answer.
Posłuchaj i odpowiedz.

9 soft toys



12 stickers



10 cards



5



4 polar bear



3 donkey



2 tiger



1 crocodile



7 zebra



8



6 giraffe

1. Ann has got eighteen stickers

13

thirteen

14

fourteen

15

fifteen

16

sixteen

1 Look, listen and count.

Patrz, słuchaj i licz.

2 How many triangles? Listen and join the numbers in 1 with lines. Use a ruler.

Posłuchaj i połącz liczby z ćw. 1 liniami. Użyj linijki. Ile jest trójkątów?

17

seventeen

18

eighteen

19

nineteen

20

twenty

3 Read and match the photos to the sentences.

Przeczytaj i dopasuj zdjęcia do zdań.

- a. Arthur has got _____ cards.
- b. Brian has got _____ figures.
- c. Claudia has got _____ soft toys.
- d. Dona has got _____ stickers.



5 Listen and sing.

Posłuchaj i zaśpiewaj.

4 Listen and complete the sentences in 3.

Posłuchaj i uzupełnij zdania w ćw. 3.

HAVE A LOOK

Have you got any stickers?
a. Yes, I have. b. No, I haven't.

Have you got any stickers?
Yes, I have. I've got twelve.
Have you got any soft toys?
Yes, I keep them on my shelf.

Have you got any figures?
Yes, I have. I've got many.
Have you got any cards?
Oh no, I haven't got any.

6 Ask your friends and complete the table.

Uzupełnij tabelę na podstawie informacji kolegów/koleżanek.

Example:

A: Have you got any stickers?

B: a. Yes, I've got twelve. b. No, I haven't.

NAME	STICKERS	SOFT TOYS	CARDS	FIGURES

7 Look at the table in 6 and write about two friends.

Popatrz na tabelę w ćw. 6 i napisz o dwojgu kolegach.

Example:

Zuzia has got _____.

Kamil has got _____.

8 Play the game.

Zagraj z kolegą / koleżanką.

Liars and Detectives

a. You are a Super Liar. Tick the things you 'have got'.

Jesteś Super Kłamcą. Zaznacz, co „masz”.

	I've got ...	My friend has got ...
		My guess: My friend says:
twelve brothers	_____	_____
a spaceship	_____	_____
a jet ski	_____	_____
a pet crocodile	_____	_____
a talking parrot	_____	_____
a grandma in Mexico	_____	_____
a helicopter	_____	_____
a dancing bear	_____	_____

b. Tick what you think your friend 'has got'.

Zaznacz, co twoim zdaniem „ma” kolega / koleżanka.

c. Ask your friend and check your guesses.

Zapytaj kolegę / koleżankę i sprawdź swoje domysły.

Example:

A: Have you got a talking parrot?

B: a. Yes, I have. b. No, I haven't.



2. The tiger is under the table

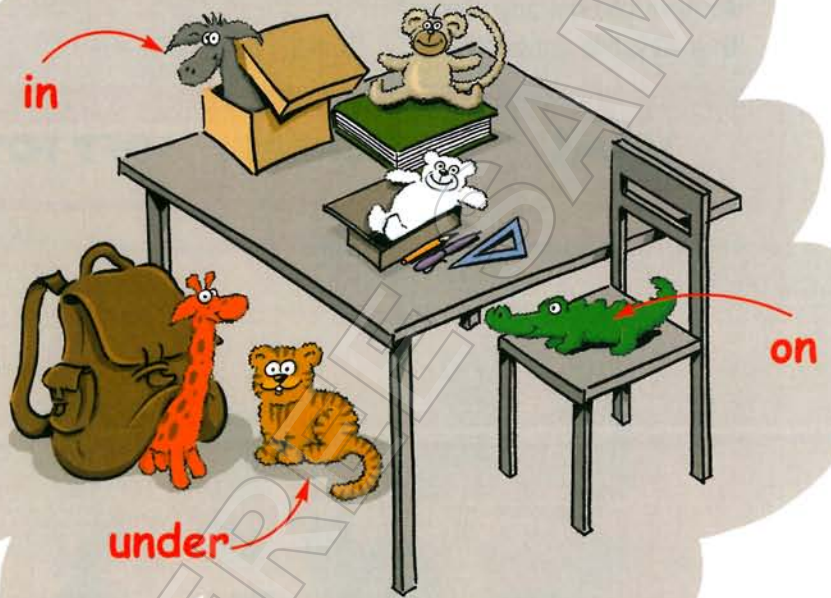
1 Look, read and answer.

Popatrz, przeczytaj i odpowiedz.

Ellen's room

Ellen has got a tiger, a crocodile and a donkey in her soft toys collection. The tiger is under the table. The crocodile is on the chair. The donkey is in the box.

Ellen has also got a polar bear, a monkey and a giraffe in her collection. Where is the polar bear?
It's _____ the pencil case.
Where is the monkey?
It's _____ the book.
Where is the giraffe?
It's _____ the schoolbag.




HAVE A LOOK

Ellen has got a tiger.
Where is the tiger?
It's under the table.

2 Listen and check.

Posłuchaj i sprawdź swoje odpowiedzi.



3 Look, read and write.

Popatrz, przeczytaj i napisz.

Jim's dream

In his dream Jim has got real animals in his room. Where are they?

Example:

Where is the tiger?
It's in the box.

1 Where is the polar bear?

2 Where is the monkey?

3 Where is the crocodile?

4 Where is the donkey?

5 Where is the giraffe?

HAVE A LOOK

Where is the tiger?
in
It's under the box
on

4 Talk to your partner.

Porozmawiaj z kolegą / koleżanką.

Student A: Close your book. Answer the questions of Student B.

Zamknij książkę. Odpowiedz na pytania kolegi / koleżanki.

Student B: Ask questions about the picture in 1.

Zadaj pytania na temat rysunku w ćw. 1.

Example:

A: Where is the polar bear?

B: It's in the pencil case.

Now swap the roles.

Teraz zamieńcie się rolami.

Student A: Ask questions about the picture in 3.

Zadaj pytania na temat rysunku w ćw. 3.

Student B: Close your book. Answer the questions of Student A.

Zamknij książkę. Odpowiedz na pytania kolegi / koleżanki.

Example:

A: Where is the crocodile?

B: It's in the schoolbag.

5 Listen to your partner and draw.

Postuchaj kolegi / koleżanki i narysuj.

Student A: Go to page 71.

Student B: Go to page 75.

6 Look and read.

Popatrz i przeczytaj.

I haven't got many soft toys in my collection, but all my toys are very nice. My polar bear is sweet. It is white with small black eyes. Look at the tiger. It's beautiful. It has got a long brown and orange body and big black eyes. The donkey is great. It has got long ears and a beautiful smile. My green crocodile is a bit scary. It has got a very big mouth with long white teeth. The brown monkey is very old. It hasn't got one ear, but it's my favourite toy.

7 Listen and underline the changes.



Postuchaj i podkreśl różnice w tekście.

HAVE A LOOK

I **haven't** got many toys.

The monkey **hasn't** got one ear.

8 Choose a. or b. and do it.



Wybierz ćwiczenie a. lub b. i wykonaj je.

a. Write about your favourite soft toy.

Napisz o swojej ulubionej pluszowej zabawce.

b. Write about your favourite animal.


Napisz o swoim ulubionym zwierzątku.



AT BUCKINGHAM PALACE

1 Listen and read.

Postuchaj i przeczytaj.



2 Correct the sentences.

Popraw zdania.

Example:

The Queen of England has got black and white cats.
No, she hasn't got black and white cats, she's got brown and white dogs.

- 1 The Queen has got a small house.
- 2 Her house is called Duckingham Palace.
- 3 The guard has got a cat on his head.
- 4 Her Majesty has got a big collection of stickers.
- 5 The Queen is in the Rolls Royce.

3 Act out the story.

Zainscenizuj historijkę.





DO-IT-YOURSELF

My collection

- 1 Choose a. or b. and do it.**
Wybierz ćwiczenie a. lub b. i wykonaj je.
- a. Make a poster about your collection.**
Wykonaj plakat o swojej kolekcji.
- b. Bring your collection to school.**
Przynieś swoją kolekcję do szkoły.


- 2 Describe your collection.**
Opisz swoją kolekcję.

I'm . This is my collection of .

I've got .

My favourite is/are .

- 3 Make a class exhibition of your collections and/or posters.**
Zróbcie klasową wystawę swoich kolekcji i/lub plakatów.



THE GAME CORNER

Great Collections



How to play:

- 1 Get into groups of four.
- 2 Cut out five cards from the *Cut-outs Set* in Workbook. Shuffle all the cards together.
- 3 Give five cards to every player.
- 4 Try to collect four cards with the same picture.
Ask other players for the cards you need.
- 5 The 'donkey card' can replace any other card.
- 6 The winner is the one who collects a full set of pictures first, or who collects more sets than other players.

Example:

- A:** Have you got any stickers?
B: Yes, I have. Here you are. / Sorry, I haven't got any.
A: Thank you. / What a pity!

Game words:

- shuffle** – tasować
player – gracz
the same – taki sam
need – potrzebować
replace – zastąpić

REVISION

1 Look at the pictures. Complete the text.

Spójrz na obrazki i uzupełnij tekst.

1 My friends, Jim and Tom, have got collections of football _____.

2 My sister, Doris, has got about 20 _____.

3 My brother, Derek, has got _____ from the "Harry Potter" and "Lord of the Rings" films.

4 I've got a big collection of _____.



3 Complete the sentences with the words from the box.

Uzupełnij zdania wyrazami z ramki.

in on under



2 Ask questions and give short answers.

Zadaj pytania i napisz krótkie odpowiedzi.

Example:

We've got a big classroom. (you / school)

Have you got a big school?

Yes, we have. / No, we haven't.

1 Jane has got a new computer. (Arthur / a jet ski)

Yes, _____

2 I've got three brothers. (you / a grandma in Mexico)

No, _____

3 Bill and Sam have got two dogs. (they / a talking parrot)

Yes, _____

4 They've got tigers, hippos and monkeys in their Zoo. (they / a dancing bear)

No, _____

5 You've got my helicopter. (I / your spaceship)

No, _____

6 Tom has got a Rolls Royce. (Hank / a carriage)

Yes, _____

- The monkey is _____ my schoolbag.
- Three crocodiles are _____ the table.
- The polar bear is _____ the chair.
- Four stickers are _____ my pencil case.
- Five figures are _____ my exercise book.
- The atlas is _____ the chair.

In Episode 3 my favourite part is:



Ann has got eighteen stickers

The tiger is under the table

At Buckingham Palace

SAY AFTER ME

A donkey, a monkey
a zebra, a bear.
Where are the toys?
Under your chair!