

Egzamin Gimnazjalny



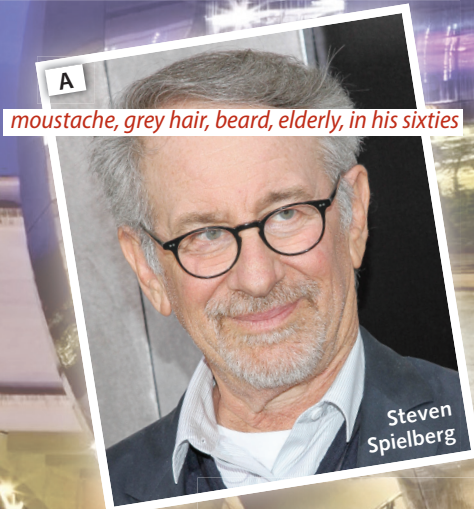
Repetitorium

Poziom podstawowy i rozszerzony
Podręcznik do języka angielskiego

**KSIAŻKA
NAUCZYCIELA**

Karolina Kotorowicz-Jasińska, Arkadiusz Mędela





BRAIN BOOSTER

- 1 Have you ever **filled in** a personal information **form**? When/where was it?
- 2 What do you like best about the way you look? Name four things.

- 1 Uzupełnij tabelę wyrazami z ramki. Następnie ułóż dwa pytania pasujące do wyrazów, których nie wykorzystałeś/wykorzystałaś. Zapisz odpowiedzi w zeszycie.

age height gender marital status
weight date of birth place of birth
occupation address nationality

	This is a question about your:
1 How old are you?	a <i>age</i>
2 Are you British?	b <i>nationality</i>
3 Are you married ?	c <i>marital status</i>
4 How tall are you?	d <i>height</i>
5 Where do you live?	e <i>address</i>
6 Where were you born?	f <i>place of birth</i>
7 Are you male of female ?	g <i>gender</i>
8 What's your job?	h <i>occupation</i>
9 <i>When were you born?</i>	i <i>date of birth</i>
10 <i>How much do you weigh?</i>	j <i>weight</i>

- 2 **CD 1.01** **MP3 01** Spójrz na zdjęcia i posłuchaj fragmentu programu 'Guess the Star'. Której z gwiazd ze zdjęć dotyczą zadawane pytania? *Ryan Gosling*

- 3 Dopasuj wyrazy z ramki do osób ze zdjęć. *Nie pasują: skinny, overweight, curly hair*
Trzy określenia nie pasują do żadnego zdjęcia.

straight hair grey hair beard moustache
wavy hair elderly middle-aged
skinny well-built in his/her sixties
overweight curly hair

- 4 Wybierz lub napisz właściwe wyrazy, tak aby powstały zdania zgodne z prawdą. Zapisz odpowiedzi w zeszycie.

- 1 I've got **wavy / straight** hair.
- 2 My dad has a **beard / moustache**.
- 3 I **look like** my father / mother.
- 4 My best friend is **good-looking / beautiful / of medium height**.
- 5 I've never worn **a ponytail / glasses**.
- 6 My English teacher has got **curly / grey** hair.
- 7 When I was a child, I was **skinny / plump / pretty**.

ALERT!

My hair is short and dark. She's got a long hair.

- 5 Napisz w zeszycie trzy zdania o osobach z klasy (prawdziwe lub fałszywe). Przeczytaj je koledze/koleżance, aby odgadł/odgadła, które z nich są prawdziwe.

POZIOM PODSTAWOWY

- 1 Podziel wyrazy z ramki na podane kategorie. Niektóre wyrazy pasują do więcej niż jednej kategorii. Zapisz odpowiedzi w zeszytcie.

jumper sweatshirt cap tights tight jeans
 cotton T-shirt hoodie top scarf belt sandals
 high heels leggings gloves woollen hat
 leather jacket shirt tracksuit raincoat

- a you wear these in winter:
tights, cotton T-shirt, sweatshirt, jumper, leggings, scarf, woollen hat, hoodie, gloves
- b you always wear two of these:
sandals, gloves, high heels
- c these are for both men and women:
tight jeans, cotton T-shirt, hoodie, tracksuit, leather jacket, belt, shirt, scarf, gloves, sandals, woollen hat, cap, top, jumper, sweatshirt, raincoat
- d you wear these from waist up:
jumper, sweatshirt, cap, cotton T-shirt, top, hoodie, belt, gloves, scarf, woollen hat, leather jacket, shirt, raincoat
- 2 Przeczytaj opis zdjęcia i wybierz właściwe wyrazy. Zapisz odpowiedzi w zeszytcie.

I like the look of this girl a lot. She is rather ¹ *short* / *tall*, very ² *slim* / *plump*, and really **attractive**. She's got **wavy** hair, but you can't see it in this picture. She usually wears colourful **casual** clothes. In this photograph, she's wearing a ³ *plain* / *patterned* red sweater and a green ⁴ *flowery* / *striped* woollen coat. The coat is warm and she doesn't seem to be cold, even without a scarf or ⁵ *gloves* / *sunglasses*. She's wearing tights and a pair of black ⁶ *boots* / *trainers*. She hasn't got a **purse** or **bag**, but she's got some other accessories that make her look original.



- 3 Przeczytaj ogłoszenia i odpowiedz na pytania.

Where can you see them?
 Why were they written?

MODELS NEEDED!
 Tall attractive girls in their teens for a spring fashion campaign.

LOST-AND-FOUND
 Green silk scarf found in the computer lab.
 Call: 0768 487

LANGUAGE BOOSTER

- 4 Przeczytaj ogłoszenia (4.1–4.4). Do każdego z nich dobierz odpowiednie zdanie (A–E). Uwaga! Jedno zdanie zostało podane dodatkowo i nie pasuje do żadnego ogłoszenia. Zapisz odpowiedzi w zeszytcie.

TIP

Wybierz jedno ogłoszenie i napisz, gdzie można je przeczytać i po co zostało napisane. Pokaż zdania koleżdze/koleżance, aby zgadł/zgadła, którego ogłoszenia dotyczą.

4.1

Are you tall and slim?
 Are you interested in fashion and do you know what's hot in the shops these days?
 Maybe you would like to earn some extra money during the summer holiday?
 If so, we've got something special for you!
 Feel free to call us, then fill in a registration form and join our team of models!

4.2

You must give all the data requested below. Use only a black pen and write in capital letters.

4.3

HOT SUMMER OFFER
Only today! Come and save up to 30% on our special selection of sports shoes. All trainers at reduced prices.

4.4

Hi Mike,
 Here's the personal information form we need to fill in before the summer camp. By the way, could you do me a favour? I've just started packing and it turns out that I haven't got a raincoat. Have you got a spare one you could lend me? Let me know asap.
 R.

- A You can see this text in a bank.
 B You can see this text on a personal information form.
 C You can see this text in a shop window.
 D This text is advertising a summer job.
 E This text contains a request.

4.1	D	4.2	B	4.3	C	4.4	E
-----	---	-----	---	-----	---	-----	---

WORD HUNT


- 5 Znajdź w tekstach z zadania 4. wyrazy pasujące do synonimów a–d. Zapisz odpowiedzi w zeszytcie.

- a don't hesitate: *feel* *free*
 b group: *team*
 c asked for: *requested*
 d lower: *reduced*

- 6 Napisz w zeszytcie krótkie ogłoszenie, w którym znajdą się co najmniej cztery wyrazy z zadań 1. i 2.

BRAIN BOOSTER

How do they feel?



sad happy tired worried
unhappy upset frightened

1 CD 1.02 MP3 02 Posłuchaj pięciu wypowiedzi i zdecyduj, jak czują się te osoby. Do każdej osoby dopasuj odpowiedni wyraz z ramki. Jeden wyraz nie pasuje do żadnej osoby. Zapisz odpowiedzi w zeszytcie.

disappointed amused excited
miserable surprised angry

- Speaker 1: *surprised*
- Speaker 2: *disappointed*
- Speaker 3: *amused*
- Speaker 4: *excited*
- Speaker 5: *angry*

2 Pracujcie w parach. Opisz koledze/koleżance podane sytuacje.

Describe a situation in which you felt:

- a frightened
- b worried
- c upset


LANGUAGE BOOSTER

3 CD 1.03 MP3 03 Usłyszysz dwukrotnie pięć tekstów. Na podstawie informacji zawartych w nagraniu w zadaniach (3.1–3.5) z podanych odpowiedzi A, B albo C wybierz właściwą. Zapisz odpowiedzi w zeszytcie.

TIP

Przed wysłuchaniem tekstu opisz ilustracje w zadaniu.

3.1 How does Helen feel about the school performance?



WORD HUNT

4 Połącz wyrazy z nagrania do zadania 3. z ich polskimi odpowiednikami. Zapisz odpowiedzi w zeszytcie.

- 1 barely
- 2 cute
- 3 among
- 4 connection
- 5 recall
- a przypomnieć sobie
- b pośród
- c połączenie
- d ledwo
- e uroczy

5 Dopasuj pytania do zagadnień, których dotyczą. Następnie odpowiedz na pytania. Zapisz odpowiedzi w zeszytcie.

- 1 What does your best friend like?
- 2 What **is** your best friend **like**?
- 3 What does your best friend look like?
- 4 How is your best friend?

1 Interests

2 Personality

3 Appearance

4 Feelings

LANGUAGE BOOSTER

6 CD 1.04 MP3 04 Usłyszysz dwukrotnie cztery wypowiedzi (6.1–6.4). Do każdej z nich dobierz właściwą reakcję (A–E). **Uwaga!** Jedna reakcja została podana dodatkowo i nie pasuje do żadnej wypowiedzi. Zapisz odpowiedzi w zeszytcie.

- A I don't think he has got any hobbies.
- B He's funny and often makes me laugh.
- C He's like a brother to me.
- D He's OK now, but he was quite miserable at first.
- E He's got grey hair and a moustache.

6.1 B 6.2 E 6.3 A 6.4 D

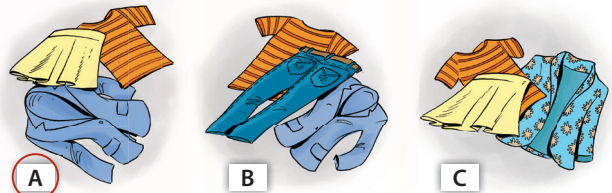
7 Pracujcie w parach. Na zmianę zadawajcie sobie pytania i opowiadajcie o następujących osobach:

- a mama/tata
- b nauczyciel/nauczycielka matematyki
- c ulubiony aktor/ulubiona aktorka


3.2 Which boy is Kevin's cousin?



3.3 What does Mary want to wear on Saturday?



3.4 Where are the speakers?



3.5 Rob is calling Dan to:

- A let him know the details of a project.
- B remind him about something important.
- C ask him to call Mr Rogers.



BRAIN BOOSTER

Do you agree with the opinions below? Why (not)?

- 1 Teenagers show too little **interest** in their appearance.
- 2 Teenagers find social networking sites the best place to chat with friends.
- 3 The most popular teenage **hobbies** include technology, music and travelling.

1 Dopasuj do siebie fragmenty zdań i zapisz je w zeszytcie.

- b 1 I'm really ... a in the arts.
- d 2 She's **keen** ... b into computer games.
- a 3 They're not **interested** ... c about extreme sports.
- e 4 She's very **fond** ... d on the latest fashions.
- c 5 He's **crazy** ... e of cooking.

2 Uzupełnij tekst odpowiednimi wyrazami z zadania 1. Zapisz odpowiedzi w zeszytcie.

Hi, my name's Mark Intell. In my family, almost everyone is ¹ *crazy* about computers. My grandma, for example, is really ² *keen* on chatting to her friends online. My dad is very fond ³ *of* online shopping and buys lots of clothes from Internet stores. My mum is ⁴ *into* computer games. She plays them every evening. And me? I'm not like them. I'm ⁵ *interested* in books, sport and music.

LANGUAGE BOOSTER

3 Przeczytaj tekst. Wybierz odpowiedź A, B albo C, aby poprawnie uzupełnić luki (3.1–3.3). Zapisz odpowiedzi w zeszytcie.

Are you **3.1** in mobile phone technology? Would you like to learn how to use a lot of useful applications on Android and iOS? Or **3.2** you sometimes worry that your phone is not safe from hackers? Join our online course! If you're keen **3.3** getting to know more, then fill in the application form at www.mobilecourseonline.com!

- 3.1 A fond B interested C crazy
- 3.2 A are B have C do
- 3.3 A on B in C for

4 Wybierz wyrazy lub napisz własne odpowiedzi, tak aby powstały prawdziwe zdania o tobie. Zapisz odpowiedzi w zeszytcie.

1 | 😞 hate maths / horror films /

2 | 😞 can't stand football / rock music /

3 | 😞 don't like fantasy books / reading about celebrities /

4 | 😊 don't mind heavy metal music / tidying my room /

5 | 😊 like dancing / animals /

6 | 😊 enjoy going out with friends / shopping for clothes /

7 | 😊 love playing board games / studying English /

ALERT!

I love watching TV. I can't stand going shopping.

5 Odpowiedz na poniższe pytanie, używając wyrazów i wyrażen z zadania 4.

How do you feel about doing these things?

buying presents for other people

getting up early

wearing formal clothes

meeting new people

going to family parties

LANGUAGE BOOSTER

6 Przeczytaj tekst. Spośród wyrazów podanych w ramce (A–F) wybierz te, które poprawnie uzupełniają luki (6.1–6.3). Uwaga! Trzy wyrazy zostały podane dodatkowo i nie pasują do żadnej luki. Zapisz odpowiedzi w zeszytcie.

- A mind B skirt C is D purse E like F are

Message

From: Becky To: Tom

Re: Mum's birthday present

Hi Tom,


Of course, I'm coming home for mum's birthday. But I'm really busy at college at the moment. Could you buy a present for mum from both of us? Forget the 'Miss Dior' perfume – she really doesn't **6.1** *E* the smell of it. On the other hand, the digital photo frame sounds really good as both mum and dad **6.2** *F* fond of photos. Or how about some accessories? I think we could get her a nice **6.3** *D* or a belt to go with the elegant dress she bought last week. Let me know what you think. See you next week. Becky

7 Dokończ podane niżej zdania. Zapisz odpowiedzi w zeszytcie.

- 1 I'm really fond of ...
- 2 My best friend can't stand ...
- 3 My English teacher doesn't mind ...
- 4 Most people in my class don't like ...
- 5 My friends and I enjoy ...

Czasownik **be** (być) odmienia się przez osoby.


Zdania twierdzące			Zdania przeczące		
I	am ('m)	14 years old.	I	am not ('m not)	from England.
He/She/It	is ('s)		He/She/It	is not (isn't)	
We/You/They	are ('re)		We/You/They	are not (aren't)	

 You ¹ are slim and well-built. I ² am rather plump. My mother ³ isn't plump – she weighs only 50 kilos.

Pytania ogólne			Krótkie odpowiedzi		
Am	I	at home?	Yes, you are .	No, you aren't .	
Are	you		Yes, I am .	No, I 'm not .	
Is	he/she/it		Yes, he/she/it is .	No, she/he/it isn't .	
Are	we/you/they		Yes, you/we/they are .	No, you/we/they aren't .	


Pytania szczegółowe

Where am I? Who is he/she? What is it? How are you/they? Where are we?


 ⁴ Are you (you) at home now? No, ⁵ I'm not. ⁶ Is she (she) your friend? Yes, ⁷ she is. Where ⁸ are they (they) from?

Czasownik **have got** (mieć).

Zdania twierdzące			Zdania przeczące		
I/We/You/They	have got ('ve got)	blue eyes.	I/We/You/They	haven't got	long hair.
He/She/It	has got ('s got)		He/She/It	hasn't got	

 I ⁹ have got a tracksuit, but I still ¹⁰ haven't got elegant shoes. Jo isn't married, so she ¹¹ hasn't got a husband, but she ¹² has got a boyfriend.

Pytania ogólne	Krótkie odpowiedzi	Pytania szczegółowe
Have I/we/you/they got a brother?	Yes, I/we/you/they have . / No, I/we/you/they haven't .	How many sisters have I/we/you/they got ?
Has he/she/it got long hair?	Yes, he/she/it has . / No, he/she/it hasn't .	What colour hair has he/she/it got ?

 ¹³ Has she got (she) curly hair? Yes, ¹⁴ she has. What colour eyes ¹⁵ have you got (you)? I ¹⁶ have got green eyes.

1 Uzupełnij zdania właściwą formą czasownika **be**. Zapisz odpowiedzi w zeszytcie.

- I am not interested in history. I think it is very boring.
- Who are these teenagers next to you in the photo? Are they your cousins from Liverpool? No, they aren't/re not. They are my friends from the skiing camp.
- My brothers aren't teenagers any more. Tom is 24 and Steve is 21.
- Are you excited about the trip to Barcelona next week? Yes, we are.
- Tom isn't/s not tall, only 1.60 m, but he is very fit.

2 Uzupełnij zdania twierdzące (✓), przeczące (X) i pytające (?) właściwą formą czasownika **have got**. Zapisz odpowiedzi w zeszytcie.

- I have got two brothers (✓) but I haven't got (X) a sister.
- Have you got many friends? No, I haven't (X).
- The person in the photo is quite old, I think. He hasn't got (X) much hair and has got (✓) a grey beard.
- My sisters haven't got (X) long blond hair. They both have got (✓) short dark hair.
- Has she got a new jacket? Yes, she has (✓).

3 Wykorzystaj podane informacje, aby opisać poniższe osoby. Zapisz odpowiedzi w zeszytcie.

David: 17, 1.94 m, slim, brown eyes, curly hair
Selenia: 14, 1.48 m, rather plump, long dark hair, blue eyes

LANGUAGE BOOSTER

4 Przetłumacz na język angielski podane w nawiasach fragmenty zdań. W każdym zdaniu brakuje do czterech elementów. Zapisz odpowiedzi w zeszytcie.

- Tell me about your family. (Czy masz) Have you got/Do you have any brothers or sisters?
- My aunt (nie jest niska) isn't short. She's almost 1.80 metres tall.
- The woman in the photo is very attractive. She (ma piękne włosy) has got beautiful hair.
- Is this your friend from Berlin? (Ile on ma lat) How old is he?
- I know Tom a little but we (nie jesteśmy dobrymi przyjaciółmi) aren't/re not good friends.


5 Uzupełnij zdania. Wykorzystaj podane w nawiasach wyrazy we właściwej formie i – jeśli to konieczne – dodaj inne wyrazy. W każdą lukę możesz wpisać do czterech wyrazów. Zapisz odpowiedzi w zeszytcie.

- He's a boring person. (he/not have) He hasn't got/doesn't have any hobbies or interests.
- My friend Agatha (be/like/sister) is like a sister to me.
- What's the matter, Kate? (be/you/worried) Are you worried about something?
- (have/you) Have you got/Do you have a present for Jane? It's her birthday tomorrow.
- I (be not/interested) 'm not interested in computers. I prefer sport.

Czasu **present simple** używaj, aby opisać:

- czynności wykonywane regularnie: *every day, often, once a week*, np. *I get up at 7 am every morning. We often meet after school.*
- stany stałe i upodobania, np. *They live in London. I don't like wearing shorts.*

Zdania twierdzące			Zdania przeczące		
I/We/You/They	live	in Poland.	I/We/You/They	don't live	in England.
He/She/It	lives		He/She/It	doesn't live	

 I often ¹ watch sport on TV. My sister usually **watches** documentaries. I **like** computer games.
He ² likes sports. We **don't go** to the cinema every weekend. She ³ doesn't go dancing very often.
He **doesn't wear** glasses. I ⁴ don't wear shoes at home.

UWAGA! W zdaniach z *he/she/it* zwróć uwagę na pisownię końcówki **-s!**


- live – **lives**, make – **makes**
- do – **does**, go – **goes**, finish – **finishes**, watch – **watches**
- study – **studies**

Pytania ogólne			Krótkie odpowiedzi	
Do	I/we/you/they	live in Poland?	Yes, I/we/you/they do .	No, I/we/you/they don't .
Does	he/she/it		Yes, he/she/it does .	No, he/she/it doesn't .

 ⁵ Do you live in London? Yes, I ⁶ do. ⁷ Does he like sport? No, he ⁸ doesn't.

Pytania szczegółowe

What do you wear at the weekend? How often does she buy new clothes?

 Where ⁹ do you usually go on holiday? How often ¹⁰ does he meet his friends?

Tryb rozkazujący

Tryb rozkazujący służy do wyrażania poleceń. W zdaniu twierdzącym użyj czasownika w formie podstawowej. W zdaniu przeczącym wstaw **don't** przed czasownikiem, np. **Try on this jacket. Don't wear these old jeans!**

1 Uzupełnij zdania właściwą formą czasowników z nawiasów. Zapisz odpowiedzi w zeszytcie.

- They usually wear (wear) jeans.
- My friends and I don't watch (not watch) sport on TV very often.
- Suzy doesn't write (not write) her blog every day.
- I sometimes stay (stay) at home on Friday afternoon.
- The top doesn't look (not look) good. You should try another one on.

2 Uzupełnij pytania w czasie present simple. Uzupełnij także krótkie odpowiedzi. Zapisz odpowiedzi w zeszytcie.

- Do you wear (you/wear) sunglasses in summer? Yes, I/we do.
- Does she like (she/like) going to discos? No, she doesn't.
- Do they meet (they/meet) at the club every afternoon? Yes, they do.
- Does your best friend go (your best friend/go) to your school? Yes, he/she does.

3 Uzupełnij zdania, tak aby powstały zdania twierdzące i przeczące w trybie rozkazującym. Zapisz odpowiedzi w zeszytcie.

take put buy look

- Don't buy these shoes. They don't look good.
- This shirt is dirty. Put it in the washing machine.
- Don't look at me like that! My green hair isn't funny!
- Don't take off your coat! It's really cold and windy.

LANGUAGE BOOSTER

4 Przetłumacz na język angielski podane w nawiasach fragmenty zdań. W każdym zdaniu brakuje do czterech elementów. Zapisz odpowiedzi w zeszytcie.

- My sister doesn't go out on weekdays because (ona często uczy się) she often studies for her tests.
- My sister's got some smart dresses but she (nie nosi ich) doesn't wear them very often.
- (Nie kupuj mi) Don't buy me these magazines. I'm not into pop music any more.
- Your friends are interested in computer games. What games (oni zwykle grają) do they usually play?
- My brother loves football matches. He (ogląda je dwa razy w) watches them twice a week.

5 Przeczytaj pary zdań. Uzupełnij każdą lukę, tak aby zachować znaczenie zdania wyjściowego. W każdym zdaniu brakuje do czterech elementów. Zapisz odpowiedzi w zeszytcie.

- I think the man is a businessman. The man looks like a businessman to me.
- What is her address? I'd like to send her a postcard. Where exactly does she live? I'd like to send her a postcard.
- Watching TV isn't my favourite free time activity. I don't like/enjoy watching TV in my free time.
- He plays tennis on Monday, Wednesday and Friday. He plays tennis three times/days a week.
- What is your typical food for breakfast? What do you usually have/eat for breakfast?





BRAIN BOOSTER

How many features of **appearance** can you name in one minute?

- 1 CD 1.05 MP3 05 Uzupełnij znajdujący się obok tekst przymiotnikami z ramki. Zapisz odpowiedzi w zeszyte. Następnie posłuchaj nagrania i sprawdź swoje odpowiedzi.

stubborn open-minded self-confident
sensitive creative cheerful

- 2 Spójrz na rysunki i zdecyduj, jakie cechy charakteru można przypisać tym postaciom na podstawie ich twarzy. Zapisz odpowiedzi w zeszyte.

1



independent
stubborn

2



creative
artistic
open-minded

3



self-confident
friendly
sensitive
cheerful

- 3 Tam, gdzie to możliwe, zmień znaczenie poniższych przymiotników na przeciwne, dodając przedrostek: *un-, ir-, dis-, in-, im-*.

irresponsible ungenerous
dishonest unselfish
impatient untalkative
unreliable impolite
intolerant unfriendly
unsociable hard-working
insensitive careful

(Impossible: *hard-working, careful*)

- 4 CD 1.06 MP3 06 Posłuchaj wypowiedzi nastolatka na temat swojej siostry. Zdecyduj, które zdanie (a czy b) lepiej podsumowuje treść nagrania.

- a Although my sister often helps me out, we don't **get on well with** each other.
b There is just one thing I don't like about my sister's personality.

Personality – it's all in your face!

According to Chinese face reading, your **facial features** say a lot about your personality traits. Here are some of the most interesting facts. People with a **big forehead** are often ¹ *creative* and **artistic**. They have a lot of imagination. **Thick eyebrows** mean that you are ² *self-confident* about your skills. You believe that you can do things well. People with **wide-set eyes** tend to be ³ *open-minded* and are not afraid of new things and ideas. If you have **full lips**, you are probably very **friendly** and ⁴ *sensitive*, and care a lot about other people. People with a larger **bottom lip** are ⁵ *cheerful* and look for joy in life. A **strong chin** means that a person is **independent** and ⁶ *stubborn*, and rarely gives up trying to do things.

LANGUAGE BOOSTER

- 5 CD 1.07 MP3 07 Usłyszysz dwukrotnie wypowiedzi czterech osób na temat swoich braci. Na podstawie informacji zawartych w nagraniu dopasuj do każdej wypowiedzi (5.1–5.4) odpowiadające jej zdanie (A–E). **Uwaga!** Jedno zdanie zostało podane dodatkowo i nie pasuje do żadnej wypowiedzi. Zapisz odpowiedzi w zeszyte.

TIP

Przeczytaj wypowiedzi (A–E) i zastanów się, czy którąś z nich możesz odnieść do swojego brata/przyjaciela lub swojej siostry/przyjaciółki.

- A My brother and I have little in common, so we argue a lot.
B People say that my brother and I used to be different.
C I admire my older brother because he's really independent and reliable.
D We might be completely different, but we still get along well.
E When it comes to personality, I'm very similar to my brother.

5.1 C 5.2 E 5.3 A 5.4 D

WORD HUNT

- 6 Uzupełnij zdania poniższymi zwrotami z nagrania do zadania 5. Zapisz odpowiedzi w zeszyte.

get along look alike look up to
take care of have a lot in common

- 1 My friend and I *have a lot in common* – we share the same interests.
2 I *look up to* my sister because I would like to be the same as her.
3 My younger brother and I don't really *get along* because we have completely different personalities.
4 I often *take care of* my younger brother when my parents go out.
5 My best friend and I have similar tastes in music and, when it comes to appearance, we even *look alike*.

- 7 Napisz w zeszyte pięć zdań porównujących osobowość swoją i znanej ci osoby (siostry/brata/rodzica/przyjaciela itp.).



BRAIN BOOSTER

Write in your notebook two or three words in each category.

BUILD: stocky, obese HAIR: dyed, spiky, gorgeous, fringe

FACE: tanned complexion, scar, freckles, wrinkles

CLOTHES AND ACCESSORIES: zip, buttons, waistcoat, outfit, jewellery, gorgeous, necklace, fleece Wyraz użyty dwa razy: gorgeous

- 1 Dodaj wyrazy z ramki do kategorii powyżej.
Uwaga! Jeden wyraz pasuje do dwóch kategorii.

dyed zip buttons waistcoat outfit
spiky jewellery stocky gorgeous
tanned complexion scar freckles wrinkles
fringe necklace obese fleece

- 2 Przeczytaj tekst i wybierz tytuł, który najlepiej do niego pasuje.

Lots of people these days **are obsessed** with their outfit, especially at work. They wear formal clothes, elegant suits and **fashionable** shoes, believing that your looks say a lot about you. They always try to look perfect, saying: 'You never know who you will meet today'. I guess they think that it's better to dress for the job they want, not for the job they have. Do you think it's really that important?

- a OBSESSED WITH SIZE
b DRESSED FOR SUCCESS
c A PRICE TO PAY FOR GOOD LOOKS
- 3 Napisz w zeszycie krótki tekst pasujący do jednego z pozostałych nagłówków z zadania 2. Przeczytaj swój tekst koledze/koleżance i poproś, aby zdecydował/zdecydowała, który nagłówek pasuje do tekstu.

- 4 Pracujcie w parach. Odpowiadajcie na pytania.

- Is it important for you to look good?
- Do you take care of your appearance? How?
- Do you know anyone who is obsessed with their appearance?
- How can someone **get addicted to** beauty?



LANGUAGE BOOSTER

- 5 Przeczytaj tekst. Do każdego akapitu (5.1–5.3) dopasuj właściwy nagłówek (A–D). **Uwaga!** Jeden nagłówek został podany dodatkowo i nie pasuje do żadnego akapitu. Zapisz odpowiedzi w zeszycie.

TIP

Przeczytaj nagłówki. Opowiedz koledze/koleżance, z czym kojarzą ci się te wyrażenia.

- A In search of a perfect outfit.
B A false addiction.
C Too much colour.
D Dreaming of gorgeous muscles.

Let's face it, how we look is important to most of us. However, some people are oversensitive about their appearance and different types of addictions are common in the modern world.

5.1 D

In their search of a perfect body, some people focus on physical exercise, which is great. Unfortunately, some exaggerate and get addicted to going to the gym – they do physical exercise every day and feel miserable when they miss even one workout.

5.2 A

Another problem that people may have when they try to look good is an obsession with buying new clothes. The false belief that you only look gorgeous in fashionable clothes and expensive jewellery often leads to shopaholism, which means buying way too many clothes, colourful and beautiful, yet completely unnecessary.

5.3 C

One more obsession connected with appearance is tanorexia: an addiction to going to a solarium. People suffering from tanorexia may have skin as dark as chocolate but they still feel as if they are not tanned enough. In extreme cases, too much tanning leads to not only an ugly complexion, but serious diseases as well.

WORD HUNT

- 6 Uzupełnij zdania wyrazami z tekstu z zadania 5. Zapisz odpowiedzi w zeszycie.

- I must say my biggest a d d i c t i o n is buying clothes.
- It is c o m m o n in my school to wear make-up. Most girls do.
- I know that I e x a g g e r a t e, but I check my weight every day.
- I did a really hard w o r k o u t yesterday. I could hardly move.
- My friend's o b s e s s i o n with his muscles worries me.
- Luckily, I've never suffered from any serious d i s e a s es.

- 7 Dokończ zdania informacjami o sobie i zapisz je w zeszycie.

- The thing that I would never wear is
- To keep fit and slim, I
- In order to look good, I



BRAIN BOOSTER


Which **personality traits** given below do you like/dislike in other people?

(in)tolerant (un)reliable (dis)honest (im)patient (in)dependent (un)sociable (im)polite

1 Przeczytaj wypowiedzi. Do każdej z nich dobierz zdanie, które jest jej podsumowaniem.

- d 1** My younger sister, Tracy, is rather **shy** and sensitive. Yesterday, a friend of mine, a sociable type, told me that he would like to go out with her. I really don't know what to think about it.
- c 2** I'm at my friend's birthday party. I don't know any of the other guests. I think some of them are rather impolite to me. I feel really uncomfortable here.
- a 3** Two days ago, my dad said that he was going on business to London and said that I could go with him. I'm both surprised and excited!
- b 4** I'm not unsociable or intolerant, really. But this party is not at all interesting. The people here are playing chess and talking about politics. I can't wait to leave!

a I am over the moon. **b** I am bored to death. **c** I feel like a fish out of water. **d** I have mixed feelings about it.



2 Utwórz wyrazy od podanych poniżej rdzeni wyrazowych i zapisz je w zeszytcie.

sense care fashion attract emotion

LANGUAGE BOOSTER

- 3** Przeczytaj tekst. Uzupełnij każdą lukę (3.1–3.5) jednym wyrazem z ramki we właściwej formie, tak aby powstał spójny i logiczny tekst. **Uwaga!** Jeden wyraz został podany dodatkowo i nie pasuje do żadnej luki. Zapisz odpowiedzi w zeszytcie.

die sociable feel do interest make

Message

Hi Robert,

I'm at a language school in England and I'm living with an English family. Honestly, I really have mixed

3.1 *feelings* about my stay here. The classes are interesting but the family I'm staying with are a bit strange. They hardly ever speak to each other. They've got a son who's my age, but he's so **3.2** *unsociable* He never goes out or sees anyone at home. And he isn't

3.3 *interested* in anything like sport or even computer games. The only thing he loves **3.4** *doing* is sitting and watching TV. So, there's really nothing for me to do here in the evening and I'm bored to **3.5** *death* I really can't wait to get back home.

Mike

4 Odpowiedz na pytania.

- How long does it take you to **get dressed** before school?
- What does your mum/dad always tell you to **put on** when you go out on a cold winter's day?
- What do you always **take off** when you come back home from school?
- What colours do you never wear together because they don't **match**?
- What patterns don't **suit** your style of clothing?
- What clothes have you got that no longer **fit** you?
- What accessories **go with** your usual outfit?

5 Wybierz poprawne tłumaczenie (a lub b) fragmentów w nawiasach. Zapisz odpowiedzi w zeszytcie.

- This jacket (*pasuje na ciebie*) perfectly. It's exactly your size.
a suits you **b fits you**
- Why don't you help her when she asks you to? It is (*bardzo nieuprzejme*) of you.
a really impolite b very unreliable
- This sweater is so tight that I can't (*założyć go*).
a take it off **b** put it on
- When Mary agreed to go out with me, I was (*w siódmym niebie*).
a over the moon b bored to death

LANGUAGE BOOSTER

- 6** Przetłumacz na język angielski podane w nawiasach fragmenty (6.1–6.5), tak aby otrzymać logiczne i gramatycznie poprawne zdania. **Uwaga!** W każdą lukę możesz wpisać do czterech wyrazów. Zapisz odpowiedzi w zeszytcie.

- (*Nie cierpię nietolerancyjnych*)
..... *I hate/can't stand intolerant* people!
- These trousers (*nie pasują na mnie*) *don't fit me* They're far too long.
- Your fleece is all wet and dirty! (*Zdejmij go*)
..... *Take it off* and put it in the washing machine.
- I'm afraid this dress (*nie pasuje ci*) *doesn't suit you* It makes you look really plump.
- I (*czuję się nieswojo*) *feel like a fish* out of water and I really want to go home.

7 W kilku zdaniach odpowiedz na poniższe pytania.

- When you go shopping for clothes, who do you like to go with? Why?
- Who don't you like spending time with? Why not?



BRAIN BOOSTER

Tell your friend about an event last week, which made you miserable, worried or surprised you.

- 1 Określ, jak czułbyś/czułabyś się w opisanych sytuacjach, używając przymiotników z ramki. Dwa z nich nie pasują do żadnej sytuacji.

cross embarrassed determined jealous
exhausted satisfied thrilled confused

- 1 You've just run five kilometres. *exhausted*
- 2 Your friend borrowed your T-shirt and gave it back to you dirty. *cross*
- 3 It's your birthday party tonight and you've invited lots of friends. *thrilled*
- 4 You've told a joke, but nobody is laughing. *embarrassed*
- 5 You've just got a very good mark in a test that you were preparing for for a long time. *satisfied*
- 6 A friend of yours has just bought some shoes that you wanted but had no money to buy them. *jealous*

- 2 Uzupełnij wiadomość e-mail przymiotnikami z ramki. Zapisz odpowiedzi w zeszycie.

hard-working slim cheerful thrilled
confused plump

Message

Hi Helen,
I met a girl from my last summer camp. She said 'hello' and I felt ¹ *confused*.....
I could hardly recognise her. She's very tall, ² *slim*..... and beautiful. When we met last year, she was wearing glasses and was quite ³ *plump*.....
Can you imagine?
Luckily, her personality is the same. She's still very ⁴ *cheerful*..... and open-minded. She's also very ⁵ *hard-working*..... and I guess that she's a really good student.
We are meeting again next week. She's coming to my house on Wednesday. Why don't you come too? I'm ⁶ *thrilled*..... – I really can't wait.
I'll write to you again soon.
Bye for now,
Mandy

- 3 Zdecyduj, które z poniższych punktów zostały rozwinięte w wiadomości z zadania 2.

- Opis, jak zmienił się wygląd koleżanki.
- Opis okoliczności, w jakich autorka e-maila spotkała koleżankę z obozu.
- Opis jej uczuć po tym spotkaniu.
- Opis cech charakteru spotkanej koleżanki.
- Szczegóły umówionego spotkania.
- Propozycja wspólnego spotkania z adresatką e-maila i koleżanką z obozu, aby mogły się poznać.

- 4 Odpowiedz na pytania na temat twojego kolegi/ twojej koleżanki z dzieciństwa, z którym/którą nadal utrzymujesz kontakt. Następnie zamknij książkę i opowiedz koledze/koleżance z ławki o tej osobie.

What did he/she look like then?

What does he/she look like now?

What was he/she like then?

What is he/she like now?

LANGUAGE BOOSTER

- 5 Niedawno spotkałeś/spotkałaś kolegę/koleżankę ze szkoły podstawowej, który/która bardzo się zmienił/zmieniła. Napisz w zeszycie e-mail do kolegi/koleżanki z Anglii, w którym:

- opisz, jak zmienił się spotkany kolega/zmieniła się spotkana koleżanka;
- napiszesz, jak się czujesz po spotkaniu;
- zaproponujesz wspólne spotkanie z twoim dawnym kolegą/twoją dawną koleżanką, żeby mogli się poznać.

Podpisz się na końcu. Postaraj się rozwinąć swoją wypowiedź w każdym z trzech podpunktów. Użyj od 50 do 100 słów. Zwróć uwagę na: pełne przekazanie informacji, spójność, bogactwo językowe oraz poprawność językową.

USEFUL PHRASES

Opis osoby

She looks like **her mother**.
He doesn't look his age.
She's much **older** than me.
He can be quite **selfish**.
I guess (that) he is a bit **stubborn**.
We are very **similar/different**.

Wyrażanie uczuć

I feel/felt **miserable**.
I find/found it very **exciting**.
I couldn't be **happier**.
I'm/was so **angry**.

Wyrażanie propozycji/sugestii

Let's **meet all together**.
Why don't you visit me this weekend?
How about **going to a café on Friday**?
You could **meet him/her there**.



POZIOM PODSTAWOWY

1 Wybierz właściwe wyrazy. Zapisz odpowiedzi w zeszytcie.

- You have to write your *female* / gender in this box.
- She's a lovely girl in her *middle* / teens.
- She can't see well, so she has to wear glasses / *gloves*.
- Write where you were born under the *date* / place of birth.
- One of my best friends is crazy about / *for* fashion.
- Put your *tights* / gloves on or your hands will get cold.
- She's so skinny / *overweight* that it seems like she doesn't eat at all.
- Yesterday, I bought a pair of nice *plump* / leather boots.
- Josh is quite a good-looking boy of *tall* / medium height.
- I need a new tracksuit / *jumper* for my sports classes.

2 Uzupełnij wyrazy brakującymi literami. Zapisz odpowiedzi w zeszytcie.

- If I don't work at all, what should I write under o c c u p a t i o n?
- I usually wear plain c o t t o n T-shirts to school.
- My neighbour is a very cheerful e l d e r l y man. He's about 70.
- Ryan Gosling is the most h a n d s o m e actor in Hollywood.
- He has expected to get something more expensive, so he's now a bit d i s a p p o i n t e d.
- She usually wears c a s u a l clothes, but today she looks really elegant.
- I still need to buy a s c a r f and hat before winter comes.
- With her blond c u r l y hair, my baby sister looks like an angel.
- Mia was really m i s e r a b l e when her dog died.
- Is it more important to be intelligent or a t t r a c t i v e?

3 Uzupełnij tekst wyrazami z ramki. Pięć wyrazów zostało podanych dodatkowo i nie pasuje do żadnej luki. Zapisz odpowiedzi w zeszytcie.

plump appearance excited fond
looking keen interested well-built
into worried

Everyone in my family has a hobby. My sister Katie is really ¹ keen on fashion. She reads fashion blogs and follows the latest trends. She also pays a lot of attention to her ² appearance. My brother Denis is a computer freak. He's so much ³ into computer games that he rarely goes out. Our parents are getting ⁴ worried because he's a bit ⁵ plump. He eats quite a lot and doesn't do any sport or exercise. That's the complete opposite of me! I love playing basketball and only eat healthy food.

POZIOM ROZSZERZONY

4 Napisz wyrazy pasujące do podanych definicji i zapisz je w zeszytcie.

- it stays on your skin after an injury: scar
- (about a person) doesn't like waiting: impatient
- things such as necklaces, earrings: jewellery
- hair which covers the forehead: fringe
- unwilling to change his/her mind: stubborn
- ready to give money to others: generous
- the clothes you wear together: outfit
- (about a person) enjoys speaking a lot: talkative
- wanting something that someone else has: jealous
- very fat: obese

5 Uzupełnij tekst. Wybierz odpowiedź a, b albo c i zapisz ją w zeszytcie.

Look, Zoe! Suzie's sent a photo from her holiday in Spain. Just look at her! She looks so ¹ happy! That wide smile – you can see she's ² seen the moon! And look how ³ tanned she is – it must be really hot and sunny in Barcelona now. And the clothes she's wearing? Cool! The green top definitely ⁴ suits her. And the denim shorts go ⁵ with the top, don't they? Can't wait to see her next week.



- | | | |
|---|--|---|
| 1 a polite | b selfish | <input checked="" type="radio"/> c cheerful |
| 2 <input checked="" type="radio"/> a over | b on | c under |
| 3 <input checked="" type="radio"/> a tanned | b dressed | c confused |
| 4 a fits | <input checked="" type="radio"/> b suits | c matches |
| 5 <input checked="" type="radio"/> a with | b to | c at |

ZADANIE NA 6

6 Uzupełnij tekst. Zapisz odpowiedzi w zeszytcie.

My brother and I have absolutely nothing ¹ in common. While I enjoy staying ² at home and watching TV, he goes to the gym every day. In fact, I think he's addicted ³ to body building. He's determined ⁴ to take part in some weightlifting competition next year. He ⁵ looks up to his coach, who seems to be more important to my brother than anyone in our family. I honestly don't get the whole fuss – I went to a training session with him once and I was bored to ⁶ death!

PERSONAL DATA – DANE OSOBOWE

address – adres
 age – wiek
 date of birth – data urodzenia
 gender – płeć
 height – wzrost
 female – płci żeńskiej
 male – płci męskiej
 marital status – stan cywilny
 married – żonaty/zamężna
 nationality – narodowość
 occupation – zawód
 place of birth – miejsce urodzenia
 weight – waga

APPEARANCE – WYGLĄD

attractive – atrakcyjny
 beautiful – piękny
 good-looking – atrakcyjny
 pretty – ładny
 gorgeous – olśniewający

Height – Wzrost

of medium height – średniego wzrostu
 short – niski
 tall – wysoki

Build – Budowa ciała

overweight – otyły
 plump – puszysty
 skinny – chudy
 slim – szczupły
 well-built – dobrze zbudowany
 obese – otyły
 stocky – krępy

Age – Wiek

elderly – starszy
 in his/her sixties – po sześćdziesiątce
 in his/her teens – nastoletni
 middle-aged – w średnim wieku

Face – Twarz

beard – broda
 moustache – wąsy
 bottom lip – dolna warga
 (strong) chin – (mocno zarysowany) podbródek
 (thick) eyebrows – (gęste) brwi
 facial features – cechy twarzy
 (big) forehead – (szerokie) czoło
 freckles – pieg
 full lips – pełne usta
 scar – blizna
 tanned complexion – opalona cera
 wide-set eyes – oczy szeroko rozstawione
 wrinkles – zmarszczki

Hair – Włosy

curly – kręcone
 grey – siwe
 ponytail – koński ogon
 straight – proste
 wavy – falowane
 fringe – grzywka
 dyed – farbowane
 spiky – nastroszone

**CLOTHES AND ACCESSORIES
– UBRANIA I DODATKI**

bag – torebka
 belt – pasek
 boots – buty, kozaki
 cap – czapka z daszkiem
 casual – swobodny
 coat – płaszcz
 glasses – okulary
 gloves – rękawiczki

hat – czapka
 high heels – wysokie odcasy
 hoodie – bluza z kapturem
 jacket – kurtka
 jumper – sweter
 leggings – legginsy
 purse – portmonetka, mała torebka
 raincoat – płaszcz przeciwdeszczowy
 sandals – sandały
 scarf – szalik
 shirt – koszula
 shoes – buty
 sunglasses – okulary słoneczne
 sweater – sweter
 sweatshirt – bluza
 tight jeans – dżinsy rurki
 tights – rajstopy
 top – top
 tracksuit – dres
 trainers – trampki
 T-shirt – T-shirt
 buttons – guziki
 fashionable – modny
 fleece – polar
 jewellery – biżuteria
 necklace – naszyjnik
 outfit – strój
 waistcoat – kamizelka
 zip – zamek błyskawiczny

**PATTERNS AND MATERIALS
– DEZENIE I MATERIAŁY**

cotton – bawełniany
 flowery – kwiecisty
 leather – skórzany
 patterned – w deseń
 plain – gładki
 silk – jedwabny
 striped – w paski
 woollen – wełniany

Phrases – Zwroty

fit – pasować (rozmiarem), dobrze leżeć
 get dressed – ubierać się
 go with – pasować (do czegoś)
 match – pasować (do czegoś, np. kolorystycznie)
 put on – zakładać (ubranie)
 suit – pasować (do kogoś, stylem), dobrze
 w czymś wyglądać
 take off – zdejmować (ubranie)

**PERSONALITY TRAITS
– CECHY CHARAKTERU**

artistic – uzdolniony artystycznie
 careful – ostrożny
 cheerful – radosny
 creative – kreatywny
 (in)dependent – niezależny
 (un)friendly – (nie)miły, (nie)przyjazny
 generous – hojny
 hard-working – pracowity
 (dis)honest – (nie)uczciwy
 open-minded – otwarty
 (im)patient – (nie)cierpliwy
 (im)polite – (nie)uprzejmy
 (ir)responsible – (nie)odpowiedzialny
 (un)reliable – (nie)rzetelny, (nie)solidny
 self-confident – pewny siebie
 (in)sensitive – (nie)wrażliwy
 selfish – samolubny
 shy – nieśmiały
 (un)sociable – (nie)towarzyski
 stubborn – uparty
 talkative – gadatliwy
 (in)tolerant – (nie)tolerancyjny

**FEELINGS AND EMOTIONS
– UCZUCIA I EMOCJE**

amused – rozbawiony
 angry – zły
 disappointed – rozczarowany
 frightened – przerażony
 happy – szczęśliwy
 miserable – nieszczęśliwy
 sad – smutny
 surprised – zaskoczony
 tired – zmęczony
 unhappy – nieszczęśliwy, przygnębiony
 upset – zmartwiony, zdenerwowany
 worried – zmartwiony
 confused – zmieszany, dezorientowany
 cross – zły
 determined – zdeterminowany
 embarrassed – zażenowany
 exhausted – wykończony
 jealous – zazdrośny
 satisfied – usatysfakcjonowany
 thrilled – podekscytowany, zachwycony

HOBBIES, INTERESTS – ZAINTERESOWANIA

be crazy about something – mieć bzika na punkcie czegoś
 be fond of – bardzo lubić
 be interested in – interesować się
 be into – interesować się, fascynować się
 be keen on – interesować się, być entuzjastą
 can't stand – nie znosić, nie cierpieć
 enjoy – lubić, robić coś z przyjemnością
 (not) mind – (nie) mieć nic przeciwko

Phrases – Zwroty

be like somebody – być jak ktoś
 fill in a form – wypełnić formularz
 look like – wyglądać jak
 be bored to death – śmiertelnie się nudzić
 be obsessed with something – mieć obsesję na punkcie czegoś
 be over the moon – być w siódmym niebie
 be similar to somebody – być podobnym do kogoś
 feel like a fish out of water – czuć się nieswojo
 get along – dogadywać się
 get on well with somebody – być w dobrych stosunkach z kimś
 get/be addicted to – uzależnić się/być uzależnionym od
 have mixed feelings (about something) – mieć mieszane uczucia
 have a lot in common – mieć dużo wspólnego
 look alike – wyglądać podobnie
 look like a million dollars – doskonale wyglądać
 look up to somebody – podziwiać
 take care of somebody – opiekować się