



# 2

Workbook

David Spencer

# Get started every day

# 1 Family matters

**Grammar** ▶ Present simple and present continuous ▶ Articles

**Vocabulary** ▶ Ages and stages of life ▶ The family  
▶ Noun suffixes *-ment, -ion, -ence*

**Speaking** ▶ Asking for personal information

**Writing** ▶ An informal email

## ▶ Vocabulary

### Ages and stages of life

1 Rozwiąż krzyżówkę, a następnie odczytaj hasło z pól zaznaczonych szarym kolorem.

1 He's 72. He's a senior .....

2 and 3 She's 55. She's a ..... - ..... adult.

4 the period of life when you change from being a child to being a young adult


5 a very young child who can't talk or walk

6 the stage of life when you are 70, for example

7 the opposite of life

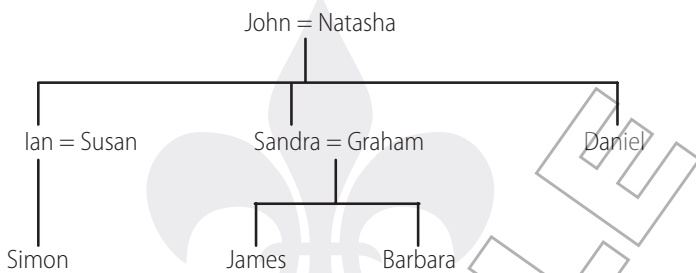
8 the beginning of life

9 .....



### The family

2 Popatrz na poniższe drzewo genealogiczne, a następnie uzupełnij zdania brakującymi informacjami.



1 John and Natasha are Simon's *grandparents* .....

2 Susan is Ian's .....

3 James is Simon's .....

4 Natasha is Graham's .....

5 Graham is Ian's .....

6 Daniel is Simon's .....

7 Barbara is Ian's .....

8 James is Daniel's .....

9 Barbara is John's .....

10 Graham is Sandra's .....

3 Połącz fragmenty zdań 1–7 z a–g, tak aby powstały poprawne i logiczne zdania.

1 I've got a **stepfather** ...

2 My aunt is 50 and **single** ...

3 She's my **niece** ...

4 Paul is an **only child** ...

5 I come from a **one-parent family** ...

6 Peter is my cousin's **partner**, not her husband ...

7 Samuel is **divorced** ...

a because his parents didn't want any more children.

b because they don't want to get married at the moment.

c because my parents got divorced and I live with my mum.

d because after my father's death my mum got married again.

e because she's my sister Elizabeth's daughter.

f because he separated from his wife legally last year.

g because she never wants to get married.

\*4 Napisz definicje poniższych wyrazów .

1 stepfather

2 single

3 niece

4 only child

5 one-parent family

6 partner

7 divorced

*your mother's new husband in a later marriage* .....

.....

.....

.....

.....

.....

.....

1 Przeczytaj poniższy tekst umieszczony na stronie internetowej. Jak myślisz, czego dotyczy ta strona? Wybierz jedną z czterech możliwych odpowiedzi.

- 1 It gives news about social changes.
- 2 It's a place where you can buy new products.
- 3 It gives descriptions of and opinions about new products.
- 4 It explains the science behind new technology.

File Edit View History Tools Window Help

# TECHNOWORLD

## PRODUCT DESCRIPTION: A new high-tech coat for young children



**A** You know that here at Technoworld our job is to tell you all about new sorts of products that are about to appear in a shop near you. Well, this week we're looking at a coat called the EZ-Find coat. Riley Electronics are working on it and they hope that it will be in the shops by next December.

**B** Losing your child is a terrible experience. This coat can tell you where your young child is by computer or mobile phone. You can receive GPS data from it every 15 seconds. The coat also has an alarm which you can use to tell

your child to come home. Some of you are probably thinking that this is spying. Maybe. But remember that this coat is for very young children and the idea is, above all, to protect them. Another nice thing about the coat is that when your child loses it, the GPS can help you to find it again.

**C** OK, so now you're waiting for next December to come so that you can run out and buy the coat. But first we need to tell you about one or two problems we had when we tested it. For a start, it's very warm. That means that, except for people who live in Alaska, your child probably won't be able to wear it very often. And then there's the other big problem. The coat is very expensive, especially if you pay for the monthly service to be able to track the GPS signal.

### COMMENTS

By **Einheit** | 01.23PM | 24/10

This is great news for my family. I have a child with a disability. I think the idea of the coat is to give the children extra independence and help parents to relax. That sounds perfect for us!

By **Jabber** | 01.45PM | 24/10

What a 'great' idea! Put a GPS in the first thing that your son or daughter takes off – their coat!

By **Inkedfusion** | 03.45PM | 24/10

Great for little children but we all know that this doesn't work with teenagers. When they have GPS technology in their mobile phones, they take their phone and leave it in the library. You think they're studying but then they go away and do what they want!

By **Stammer** | 04.05PM | 24/10

This is the perfect coat for me. For me, not my children. I always take my coat off and leave it. Then I never remember where it is! With this GPS coat, it's the end of that problem!

2 Kto (przedstawiciele Technoworld czy internauci: Einheit, Jabber, Inkedfusion lub Stammer) uważa, że kurtka opisana w tekście w ćwiczeniu 1:

- 1 is good for people with a bad memory? .....
- 2 is ideal for their child? .....
- 3 is a bad idea because children always take their coats off first? .....
- 4 isn't a good idea when it's warm? .....
- 5 is a stupid idea for adolescents? .....
- 6 costs a lot? .....

\*3 Wytłumacz własnymi słowami, co każda z poniższych osób myśli o kurtce z geolokalizacją.

- 1 Jabber .....
- 2 Einheit .....
- 3 Inkedfusion .....
- 4 Stammer .....

4 Znajdź w tekście wyrazy o podobnym znaczeniu do poniższych wyrazów lub definicji.

- 1 types (*paragraph A*) .....
- 2 something that happens to you (*paragraph B*) .....
- 3 principally, most importantly (*paragraph B*) .....
- 4 follow or find someone or something (*paragraph C*) .....
- 5 the ability to take your own decisions (*comment by Einheit*) .....

\*5 Napisz komentarz na stronie internetowej Technoworld, w którym przedstawisz swoją opinię o kurtce z geolokalizacją.

.....

.....

.....

.....

.....

.....

.....

.....

.....

.....

**Present simple and present continuous**

**1** Przeczytaj poniższe zdania i zdecyduj, jaki czas został w nich użyty. Zakreśl właściwą odpowiedź i napisz uzasadnienie użycia danego czasu w każdym ze zdań.

- 1 My friends are listening to the concert at the moment.  
Present simple/continuous because *it describes an action that's happening now*
- 2 You never listen to me.  
Present simple/continuous because .....
- 3 My dad works at the weekend.  
Present simple/continuous because .....
- 4 Water turns to ice when it's below 0°C.  
Present simple/continuous because .....
- 5 My brother is spending the weekend with my grandparents.  
Present simple/continuous because .....
- 6 Ah! Now I understand.  
Present simple/continuous because .....
- 7 A: Do you like this programme? B: Yeah, I love it.  
Present simple/continuous because .....
- 8 They go swimming twice a week.  
Present simple/continuous because .....

**2** Uzupełnij zdania czasownikami podanymi w nawiasach w odpowiedniej formie czasu *present simple* lub *present continuous*.

- 1 A: Why has he got his hand up?  
B: He ..... (want) the teacher to ask him.  
He ..... (know) the answer.
- 2 A: Why ..... you ..... (study)?  
B: I've got an exam tomorrow.
- 3 A: How do you prepare for exams?  
B: I ..... (read) my notes and then I ..... (write) questions for myself.
- 4 A: Who ..... (sing) downstairs?  
B: That's my sister. She's good, isn't she?
- 5 A: Bonjour, mademoiselle.  
B: Sorry, I ..... (not speak) French.
- 6 A: Mmmm. What's that smell? Is it pizza?  
B: Yes. My dad ..... (make) the dinner.
- 7 A: Why isn't your mum here at the moment?  
B: She ..... (finish) work late on Thursdays.
- 8 A: Can I speak to the director?  
B: No. He ..... (speak) to someone else.

**3** W każdym z poniższych zdań brakuje jednego wyrazu. Dopisz brakujące wyrazy i zdecyduj, jaki to czas: *present continuous* (PC) czy *present simple* (PS).

- 1 Where you live?  
*Where do you live? – PS*
- 2 What your mother do?  
.....
- 3 What your friends doing now?  
.....
- 4 Does your friend English well?  
.....
- 5 Are you your homework at the moment?  
.....
- 6 What sports you do?  
.....
- 7 What is your friend at the moment?  
.....
- 8 Who do you usually next to in English lessons?  
.....

**\*4** Odpowiedz na pytania z ćwiczenia 3 zgodnie z prawdą.

- 1 .....
- 2 .....
- 3 .....
- 4 .....
- 5 .....
- 6 .....
- 7 .....
- 8 .....

**Grammar extension**

**\*5** Przeczytaj poniższe zdania i popraw błędy, które pojawiają się w niektórych z nich.

- 1 Are you writting your essay at the moment?  
.....
- 2 She doesn't have her books with her today?  
.....
- 3 Do you studying for your exam now?  
.....
- 4 Why are you and Joe walking to school today?  
.....
- 5 Do your brother plays in the basketball team?  
.....
- 6 My cousin studies at this school.  
.....
- 7 My sister and I are having two bikes at the moment.  
.....
- 8 A: What do you do now? B: I listen to my MP3 player.  
.....

**Noun suffixes -ment, -ion, -ence**

**1** Utwórz rzeczowniki od podanych czasowników i przymiotników.

- 1 equip (v.) *equipment* .....
- 2 invent (v.) .....
- 3 protect (v.) .....
- 4 improve (v.) .....
- 5 adolescent (adj.) .....
- 6 retire (v.) .....
- 7 collect (v.) .....
- 8 different (adj.) .....
- 9 move (v.) .....
- 10 discuss (v.) .....
- 11 independent (adj.) .....
- 12 confident (adj.) .....

**2** Podanym definicjom przyporządkuj odpowiednie wyrazy z ćwiczenia 1. Zwracaj uwagę na poprawność formy (czasownik, rzeczownik lub przymiotnik).

- 1 a conversation about something .....
- 2 to make something better .....
- 3 things and materials that you need to do something .....
- 4 to keep someone or something safe .....
- 5 something that makes one person or thing not the same as another .....

**\*3** Napisz definicje poniższych wyrazów.

- 1 invention .....
- 2 movement .....
- 3 retire .....

**Vocabulary extension: noun suffixes -er, -or, -ist**

**4** Nazwy zawodów zazwyczaj tworzymy, dodając końcówki *-er, -or* do czasowników, a *-ist* do rzeczowników. Utwórz nazwy zawodów od podanych wyrazów. Jeśli potrzebujesz, skorzystaj ze słownika.

- 1 art *artist* .....
- 2 sing .....
- 3 drive .....
- 4 invent .....
- 5 science .....
- 6 economy .....
- 7 teach .....
- 8 play .....
- 9 photograph .....
- 10 direct .....
- 11 write .....
- 12 build .....


**5** Uzupełnij zdania wyrazami z ćwiczenia 4.

- 1 He always wins at tennis. He's a very good .....
- 2 Steven Spielberg is a very famous film .....
- 3 Albert Einstein was a great .....
- 4 Is your dad a taxi-.....?
- 5 I hate that ....., All her songs are the same.
- 6 I'd like to be an ..... one day. I love studying finance and markets.
- 7 It was his job to discover new things. He was an .....

**6** Popatrz na obrazki i napisz, kim są z zawodu osoby na nich przedstawione.



1 .....



2 .....



3 .....



4 .....



5 .....

Articles

1 Dopasuj zdania 1–8 do reguł stosowania przedimków a–e.

- 1 My friend's dad is an engineer.
- 2 I love animals.
- 3 That isn't the problem.
- 4 The sun is hot today.
- 5 Parents can be difficult.
- 6 They've got a car.
- 7 (They've got a car.) The car's blue.
- 8 She's the new president.

- a Nie używamy przedimka, gdy odnosimy się do rzeczy ogólnie.
- b Przedimka **the** używamy, mówiąc o konkretnej lub wcześniej wspomnianej osobie/rzeczy.
- c Przedimka **a/an** używamy przed rzeczownikiem policzalnym w liczbie pojedynczej, mówiąc o osobie/rzeczy po raz pierwszy lub mając na myśli, że dana osoba/rzecz jest jedną z wielu.
- d Przedimka **the** używamy, mówiąc o kimś lub o czymś unikalnym.
- e Przedimka **a/an** używamy przed nazwami zawodów.

2 Uzupełnij zdania brakującymi przedimkami: *a, an* lub *the*.



- 1 Yes, you're right! He *has* got ..... mobile phone!
- 2 ..... walkers in ..... picture look very surprised.
- 3 What's ..... title of that song?
- 4 He works for ..... organisation that helps people with no home.
- 5 ..... boy behind you is Paul's cousin.
- 6 What's on TV? Can you pass ..... remote control?
- 7 She's single. She hasn't got ..... husband.
- 8 I have ..... idea! Why don't we go to see Uncle George tomorrow?
- 9 Alex is ..... name of my nephew.
- 10 My stepfather is ..... carpenter.
- 11 He is ..... director of the film we saw yesterday.
- 12 My sister wants to be ..... economist.
- 13 Have you got ..... new computer? I haven't seen it before.
- 14 ..... coat you are wearing looks very warm.

\* 3 Uzupełnij słynne cytaty brakującymi przedimkami: *a, an, the* lub wstaw – (brak przedimka).



- 1 'I have ..... dream.' *Martin Luther King*
- 2 '..... earth goes round ..... sun.' *Copernicus*
- 3 'I paint ..... objects as I think them, not as I see them.' *Pablo Picasso*
- 4 'To be or not to be, that is ..... question.' *William Shakespeare*
- 5 '..... (I/i)magination is more important than ..... knowledge.' *Albert Einstein*
- 6 'Nothing is more responsible for ..... good old days than ..... bad memory.' *Franklin Pierce Adams*
- 7 '..... (O/o)nly problem with common sense is that it is not very common.' *Voltaire*
- 8 '..... (L/l)ife is ..... dream.' *Calderón de la Barca*

Grammar extension

\* 4 Przeczytaj zdania. Skreśl przedimek *the* tam, gdzie postawiono go niepotrzebnie.

- 1 I love ~~the~~ Italian food.
- 2 ~~The~~ English people I know are really nice.
- 3 All you need is ~~the~~ love.
- 4 ~~The~~ food in this restaurant is terrible!
- 5 ~~The~~ money isn't ~~the~~ problem. ~~The~~ problem is not having ~~the~~ money!
- 6 ~~The~~ problem today is that ~~the~~ families don't spend enough time together.
- 7 ~~The~~ vegetarians don't eat ~~the~~ meat.
- 8 ~~The~~ man who lives next door is ~~the~~ headmaster's uncle.

**Asking for personal information**

**1** Wyobraź sobie, że właśnie poznałeś/poznałaś nastolatka z Wielkiej Brytanii. Napisz pytania, jakie możesz mu zadać, korzystając z podanych podpowiedzi.

1 Find out if he has brothers or sisters.

*Have you got any brothers or sisters?* .....

2 Find out his age. ....

3 Find out if he goes to school. ....

4 Find out if he goes out at the weekend. ....

5 Find out what the boy does on Saturdays. ....

**2** Dopasuj odpowiedzi a–e do pytań z ćwiczenia 1.

- a Yes, I do. ....
- b Yes, I've got two sisters and a brother. ....
- c I usually go out with my friends on Saturday afternoon or evening. We go to the cinema, or bowling. ....
- d Not usually. I sometimes go out on Sundays. I just get in the car and drive out into the country to spend the day there. ....
- e I'm 15. ....

**3** Napisz swoje odpowiedzi do pytań z ćwiczenia 1.

1 .....

2 .....

3 .....

4 .....

5 .....

**Describing photos**

**4** Popatrz na zdjęcie i odpowiedz na poniższe pytania. Jeśli nie jesteś czegoś pewien/pewna, użyj zwrotów: *I think ...* lub *I imagine ...*



1 Who can you see in the photo? .....

2 Where are they? .....

3 What are they doing? .....

4 How do you think the people are feeling? Why? .....

**\*5** Pomyśl, jak opisać poniższe zdjęcie, używając pytań z ćwiczenia 4 jako podpowiedzi. Zrób notatki, a następnie przećwicz opis zdjęcia ustnie.



**An informal email**

1 Przeczytaj tytuły akapitów (Paragraph 1–Paragraph 5), następnie dopasuj je do fragmentów e-maila (A–E) i ułóż wszystkie akapity według kolejności.

**Paragraph plan**

**Informal email giving personal information**

- Paragraph 1:** Basic personal information
- Paragraph 2:** Information about my family
- Paragraph 3:** Hobbies
- Paragraph 4:** Favourite subject(s) at school
- Paragraph 5:** Asking for a reply

**A** In my free time, I like doing sport with my friends. We play all types of sport – football, basketball, tennis. We aren't very good, but we enjoy ourselves 😊. I also enjoy reading and watching TV.

**B** I live with my mum and my little brother. His name is Tom and he's only nine years old. My mum is an artist. She does illustrations for books and magazines. She's very good and she loves her job! My parents are divorced and I don't see my father very often.

**C** Anyway, it's time to do my homework. Write back soon and tell me about yourself.

**Best wishes**

**D** Hi!  
I'm Steve. I'm 17 and I'm from Oxford in England. Let me tell you about myself.

**E** At school my favourite subject is English. At the moment we're studying American literature and I'm really enjoying it. I also like studying art. My mum helps me with that, of course!

2 Przeczytaj wyrażenia i zwroty zaznaczone w treści e-maila. Wytłumacz, dlaczego są ważne, gdy piszemy prywatny e-mail.

**Hi** *We usually start informal emails with this word.*

**I'm** .....

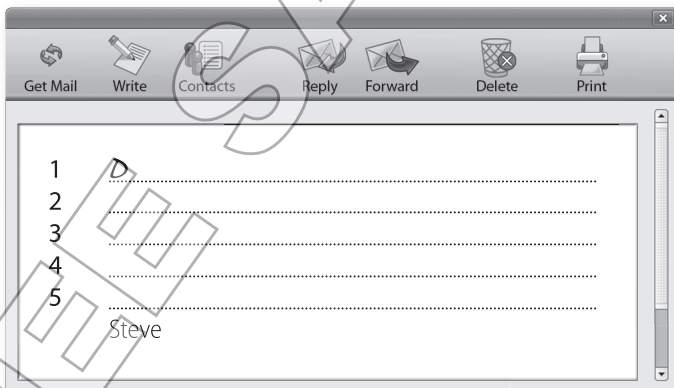

**Anyway** .....

**Best wishes** .....

\*3 Przeczytaj podane informacje. Wyobraź sobie, że jesteś Marianelą. Napisz prywatny e-mail, wykorzystując plan z ćwiczenia 1 jako model. Zawrzyj w e-mailu dodatkowe informacje. Postępuj się pełnymi zdaniami.

**Paragraph plan**

- Paragraph 1:** Marianela, 16, Buenos Aires, Argentina
- Paragraph 2:** Mother and father, two sisters. One sister 21, other 19. Both at university. Go out with them at weekend.
- Paragraph 3:** Main hobby – cinema (American films). Go often. Also like books.
- Paragraph 4:** Favourite subjects – Geography. Good teacher. Also History.
- Paragraph 5:** Ask for a reply





**1** Pracujcie w parach. Napiszcie po dwa pytania do każdej z odpowiedzi.

1. No, I'm an only child. ....
2. Yes, I do but not on Sundays. ....
3. I'm doing my homework. ....
4. They don't have enough money for that. ....
5. I look after my little cousins. ....

**2** Połącz pytania A–E z odpowiedziami 1–5 w ćwiczeniu 1, tak aby powstały minidialogi.

- A. What are you doing now? .....
- B. What do you do on Friday evenings? .....
- C. Have you got any brothers or sisters? .....
- D. Do you always get up early? .....
- E. Why don't your cousins ever go abroad? .....

**3** Ułóż z rozszarych fragmentów wypowiedzi dwa oddzielne dialogi.

- X: Your daughter isn't a baby, John.  
 X: She doesn't love her husband anymore.  
 Y: But she's only a teenager.  
 Y: Why? What's the problem?  
 X: Yes, she is. And you need to give her more independence.  
 X: My sister is getting divorced.

**4** Przeczytaj minidialogi 1–3. W każdym z nich poprawne są dwie odpowiedzi. Zdecyduj które, a następnie uzasadnij dlaczego trzecia z podanych odpowiedzi jest niepoprawna.



1. X: Are you doing anything right now?  
 Y: .....  
 A. I do lots of important things and never have any time for myself.  
 B. I'm studying for a test, so we can meet tomorrow.  
 C. I'm helping my mother with the cooking, like I do every weekend.

2. X: Does your best friend have breakfast every day?  
 Y: .....  
 A. No, only when she isn't in a hurry.  
 B. I think he's having breakfast at the moment.  
 C. Well, he's crazy about healthy living so he has breakfast even if he's late for school.

3. X: Do you think it's important to do some sport?  
 Y: .....  
 A. Well, I think you just feel better when you play football or go to the gym sometimes.  
 B. No, I don't really like sport on TV.  
 C. Of course, that's why I play basketball three times a week.

▶ **Zadanie maturalne**

**5** Uzupełnij minidialogi (5.1.–5.5.), wybierając spośród podanych możliwości (A–C) brakującą wypowiedź jednej z osób.

- 5.1. X: What do you normally do at the weekend?  
 Y: .....  
 X: That seems quite boring!  
 A. It's my birthday and I'm cooking for my friends.  
 B. I went to the cinema and then to a café.  
 C. We clean the house and get ready for school.
- 5.2. X: Can I help you?  
 Y: .....  
 X: You can ask the man over there, he's a computer technician.  
 A. Yes, I'm looking for my friend's cat.  
 B. Yes, I need some help with my laptop.  
 C. Yes, I don't feel very well and need some help.
- 5.3. X: We're going away next Sunday.  
 Y: .....  
 X: Not really, we're just going to visit some churches and museums, as usual.  
 A. Where are you going?  
 B. Are you going to travel alone?  
 C. Are you going anywhere interesting?
- 5.4. X: I'm so hungry!  
 Y: .....  
 X: Well, my parents are at work and there's no money at home.  
 A. Do you sometimes cook for your family?  
 B. Why don't you order a pizza then?  
 C. Do you like shopping for food?
- 5.5. X: My exams are in June and I'm not very good at English.  
 Y: .....  
 X: I'd love to, but I'm busy in the afternoons and work on Saturdays.  
 A. You should buy a grammar book.  
 B. Don't worry, you'll be fine.  
 C. You could have some extra lessons after school or at the weekend.



*Gateway plus* to pięciopoziomowy kurs dla uczniów szkół ponadgimnazjalnych. Zawarte w nim materiały nie tylko umożliwiają doskonałe przygotowanie do matury, lecz także uczą języka niezbędnego w rzeczywistych, pozaszkolnych sytuacjach.

**W zeszyte ćwiczeń *Gateway plus* uczeń znajdzie:**

- dodatkowe ćwiczenia leksykalne i gramatyczne utrwalające materiał z podręcznika
- sekcje *Developing speaking* oraz *Developing Writing* rozwijające zdobyte umiejętności
- strony *Gateway to matura* dedykowane pokonywaniu trudności zadań maturalnych
- strony *Revision* umożliwiające powtórzenie materiału i dokonanie samooceny
- kulminacyjne *Progress tests* przeznaczone do samodzielnego monitorowania postępów
- Strony *Click onto ...* (Cross-curricular, Literature and International Cultural Knowledge), poszerzające wiedzę językową o treści międzykulturowe oraz międzyprzedmiotowe

COMMON EUROPEAN FRAMEWORK

A1 A2 B1 B2 C1 C2



MACMILLAN  
www.macmillan.pl

ISBN 978-83-7621-236-4



9 788376 212364