

# Unit 1

## Reading and understanding

### 1 Read and write.

Ben is six.

Ben's big brother is ten.

Ben's sister is funny.


Ben's baby brother is little.

1 Ben is six.

2 Ben's \_\_\_\_\_ is ten.

3 Ben's \_\_\_\_\_ is funny.

4 Ben's \_\_\_\_\_ is little.



### 2 Read and write.

Ben's mother is helpful.

Ben's father is tall.

Ben's grandfather and grandmother are kind.

1 Who is tall?


Ben's \_\_\_\_\_ is tall.

2 Who is helpful?


Ben's \_\_\_\_\_ is helpful.

3 Who is kind?

Ben's \_\_\_\_\_ and \_\_\_\_\_ are kind.



# Sentence building




## 1 Circle the capital letters. Circle the full stops.

- 1 T his is my big brother .
- 2 H ere is my friend .
- 3 I am seven .
- 4 T his is my dad .
- 5 M y sister is six .

## 2 Write the sentences correctly.

*Remember capital letters and full stops.*

- 1 the boy has a dog  
The boy has a dog.
- 2 he is nine  
 \_\_\_\_\_
- 3 my brother is three  
 \_\_\_\_\_
- 4 she is my friend  
 \_\_\_\_\_
- 5 this is my mum and dad  
 \_\_\_\_\_




# Grammar

## 1 Read and match.

one	four	three	seven	six					
4	8	1	2	3	10	6	5	7	9
eight	two	ten	five	nine					

## 2 Look and write.



- 1 Look at Freddy. He is three \_\_\_\_\_.
- 2 Look at Lily. She \_\_\_\_\_.
- 3 Look at Tom. \_\_\_\_\_.
- 4 Look at Jane. \_\_\_\_\_.
- 5 Look at Dan. \_\_\_\_\_.
- 6 Look at Mike. \_\_\_\_\_.
- 7 Look at Molly. \_\_\_\_\_.
- 8 Look at Bill. \_\_\_\_\_.

## 3 Draw and write.


Like this:



I am Dan.

I am six.

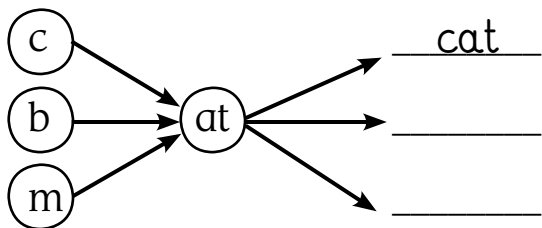
I am a boy.



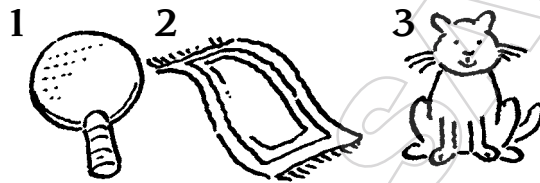
This is me. \_\_\_\_\_  
 \_\_\_\_\_  
 \_\_\_\_\_

# Phonics



1 Say the sounds.  
Make the words.







2 Match and write.




3 Say the sounds. Make the words.


1  


2  


3  

4 Write.

1  The \_\_\_\_\_ has a \_\_\_\_\_.

2  The \_\_\_\_\_ has a \_\_\_\_\_.

3  The \_\_\_\_\_ and the \_\_\_\_\_ are on the \_\_\_\_\_.

4  The \_\_\_\_\_ and the \_\_\_\_\_ are on the \_\_\_\_\_.

5 Read and colour.


Colour the *at* words red. Colour the *ap* words green.

cat map tap map hat

# Writing



Write about my friends.

five six seven eight nine ten





1 This is Emma. She is nine.

2 This is \_\_\_\_\_ He is \_\_\_\_\_




3 \_\_\_\_\_

4 \_\_\_\_\_



5 \_\_\_\_\_

6 \_\_\_\_\_



8

# Your writing

Draw and write about you.

My name is \_\_\_\_\_.

I am \_\_\_\_\_.

Now draw and write about your friend.

\_\_\_\_\_

\_\_\_\_\_

