




unit
1

What a Mess!



Dear Billy
Please come to my birthday party
on Saturday at 3 o'clock
From Sara

Billy is going to a birthday party.
He loves parties.





Language Book samples





Reading and understanding

1 Read and circle.



- | | | | |
|------------------------------|------|-----|---------------|
| 1 Billy is going to a party. | Yes. | No. | I don't know. |
| 2 Billy's mum loves parties. | Yes. | No. | I don't know. |
| 3 Billy can draw. | Yes. | No. | I don't know. |
| 4 Sara is Billy's sister. | Yes. | No. | I don't know. |
| 5 Sara likes balloons. | Yes. | No. | I don't know. |

2 Look at the pictures. Number them in the correct order.



3 Now match and number the sentences.

- ☐ Billy is cutting the paper.
- ☐ Billy is going to a party.
- ☐ Billy is blowing up a balloon.
- ☐ The balloon is bursting.
- ☐ Billy is throwing the balloon.
- ☐ Billy is drawing and colouring.

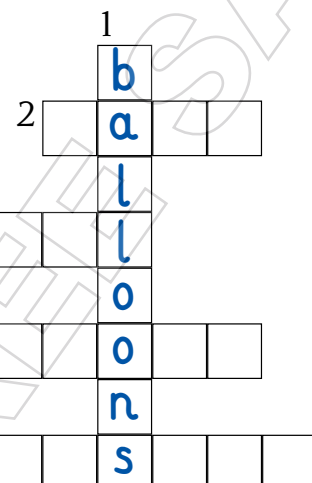





1

Working with words

1 Write the words.



2 Finish the sentences.

- 1 Mum is making a _____. 2 Billy is making a _____.
3 He is drawing with a _____. 4 He is cutting with _____.

Sentence building

Remember: **Verbs** are **doing** words.



She is reading.



They are eating.

1 Make the words.

- 1 drink + ing _____ 2 open + ing _____
3 draw + ing _____ 4 look + ing _____

2 Write the words.

- 1 _____
2 _____
3 _____






Language Book samples

Grammar



Look at this!



What **are** you
doing, Freddy?

I'm drawing.

They're having fun.

Yes, we're
having fun!

1 Circle the correct answer.



1 Is she making a cake?

Yes, she is.
No, she isn't.



2 Is he eating a sandwich?

Yes, he is.
No, he isn't.



3 Are they watching TV?

Yes, they are.
No, they aren't.



4 Are you drawing a picture, Freddy?

Yes, I am.

No, I'm not.

2 Ask and answer.



What is he
doing?



He's reading
a newspaper.



1



2



3



4

3 Now write.

14

Grammar focus questions and statements in the present continuous



1

Listening

Look at Billy's picture!



- 1 Listen. What is Billy drawing? 



- 2 Now listen again and finish the picture. 

- 3 Listen and sing. 

I'm stretching very tall.
And now I'm very small.
Now tall, now small,
Now I'm a tiny ball.



I'm looking very high
And I'm looking very low.
Now high, now low,
Now I'm looking to and fro.





Phonics

1 Listen and read.



On the flower I can see a bee.



I can climb a big, tall tree.



I can jump and stamp my feet.



I can creep upstairs and sleep!

2 Say the sounds. Make the words.

1



see

2



3



3 Write.

1



A _____ likes flowers.

2



A _____ has got leaves.

3



I _____ in a bed.

4



I put socks on my _____.

4 Tick ✓ the words you can read.

bee ☐ see ☐ tree ☐ feet ☐ sleep ☐ creep ☐





Language Book samples

Class writing

Let's write an email!



1

- 1 Read the email from Nina's dad again.

to:Nina

Dear Nina
Mum and I are very well. We like Canada. We hope you are having fun with Uncle Bob and Aunt Meg.
Nina, Aunt Meg has got a letter for you. Read it carefully.
It is very important.
Lots of love, Dad

- 2 Put these words in order to write Nina's email to her dad.

to:Dad

Dad Mum and Dear
very am well. I
like I city. the
having with fun I Uncle Bob am Aunt Meg. and
Freddy Cousin funny. is very
having fun you Are Canada? in
love, Lots Nina of

to:

Writing focus writing an informal letter or email