

# MACMILLAN NEXT MOVE



# Characters and Icons

## Activity Icons



### Audio

Audio tracks to practise listening skills



### World Music

Songs with a World Music flavour



### Template

Photocopiable Language File activities to use in class



### Test Preparation

Exam style activities

Hi, my name's Jack  
and this is my sister, Kylie.  
I'm an explorer and I love adventure!  
Do you like discovering and learning  
new things?



I'm Kylie! I'm Jack's sister.  
I love exploring! And we're going to take an  
adventure – an adventure in learning English!  
Get ready! Here we go!



## Competency Development Icons



### Me

Activities that develop social and creative skills and foster intrapersonal intelligence



### Think

Activities that develop critical thinking skills in identifying, processing, and manipulating information



### Learn

Activities that build learner autonomy and promote the use of learning strategies



### Collaborate / Communicate

Activities that develop collaborative skills through teamwork and effective communication



### Act

Activities that create societal understanding by promoting tolerance and ethical behaviour



# Unit 1

# USA

## New York

YOU ARE HERE



### Country Quiz

New York / Washington, D.C., is the capital of the USA. Across the water from New York, there's a famous statue of a **man** / **woman** called the Statue of Liberty. There are lots of **tall** / **short** buildings in New York.

**Stop & Think**

Is there a famous statue in your country?

Sign-off Proofs





Track 2



CD1

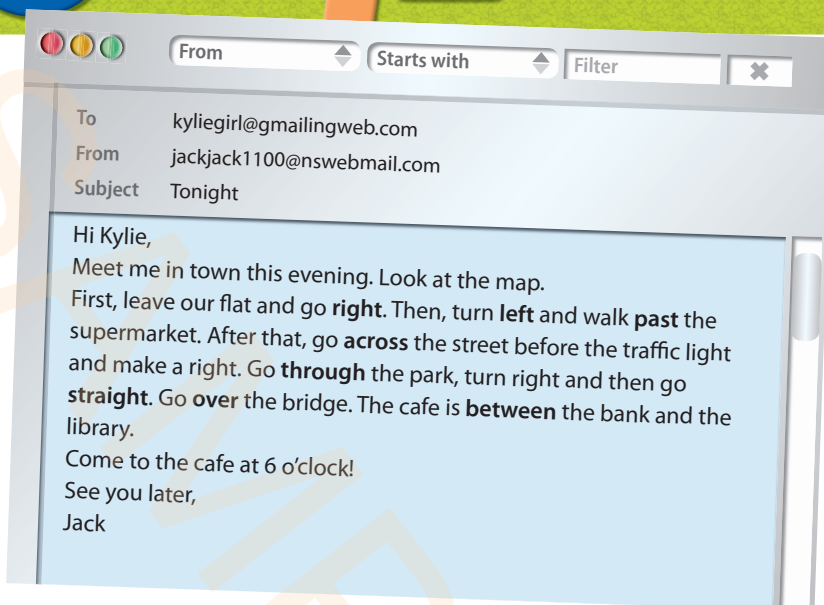
## 1 Listen and read. Where is Jack?



## 2 Find and write.

## WORD BUILDER

- \_\_\_\_\_ *left* **adverb** In the direction ←.
- \_\_\_\_\_ *preposition* In the middle of two things.
- \_\_\_\_\_ *adverb* Go into the park and out the other side.
- \_\_\_\_\_ *adverb* Go from one side of the road to the other side.
- \_\_\_\_\_ *adverb* Go from one side of a bridge to the other above a road or river.
- \_\_\_\_\_ *adverb* Not left, not right: forward in a line.
- \_\_\_\_\_ *adverb* In the direction ⇒.
- \_\_\_\_\_ *adverb* Go near something but do not stop.



## 3 Ask a friend.

- 1 Where are you sitting? Use *between*.
- 2 Look to the right. What can you see?
- 3 What buildings do you go past on your way to school?
- 4 Do you walk through the playground on your way to school?
- 5 Do you know how to walk across a street safely?
- 6 Look straight ahead. What's in front of you?
- 7 Does your street go over or under a bridge?



Track 3

# 1 Listen and read. Why does Jack want to go to the airport?

- Kylie: OK. The cafe is between the bank and the library ... Excuse me. Where's the cafe?
- Man: Go straight. Then go over the bridge. It's on the left.
- Kylie: Great. Thank you.
- Jack: Hey, Kylie! Look! I have two plane tickets.
- Kylie: Two?
- Jack: Yes, we're going to fly around the world!
- Kylie: We? Wow! That's cool.
- Jack: Excuse me. Can you tell me the way to the airport?
- Woman: First, go right at the traffic light. Then, turn left after the cinema. Drive past the mall and pass through the town. After that, go over the bridge and past the fields. The airport is on your right.
- Jack: Thank you. Let's go! You are coming with me, aren't you?
- Kylie: Of course I am!



## Discover Grammar

- a) Look at Activity 1 again.  
Find two ways of asking for directions.  
\_\_\_\_\_ and \_\_\_\_\_  
Underline the responses.
- b) Tick (✓).  
Which form of the verb do we use when we give directions?  
Imperative (turn / go / make) ☐  
The -ing form (leaving / going / making) ☐

## 2 Answer the questions.

- Where does Kylie want to go first?
- What directions does she receive?
- What does she say to the person who gives her directions?
- Does Jack know the way to the airport?
- How does he ask the way to the airport?
- Are the directions to the airport easy or difficult?



## 3 Talk to a friend.

Look at the map in Lesson 1. You are at the library. Ask your friend for directions to different places.

Where's the ...?

Can you tell me the way to the ...?

Go straight. It's next to the cafe.



Track 4



1 Listen and read. Mark the routes on the map using different colours.

## walking bus



Walking to school is good for you, but it's dangerous, too. A group of parents wants to start a "walking bus" to school. Two parents will walk through town. They will meet children at their houses in town and they will walk to school together. It will be safe, healthy and fun!

Do you live in town?

Do you want to come on the "walking bus"?

Please draw your route on the map and complete the questionnaire.



Name: Patrick Parsons

Address: 10 Main Street, New Town, Ohio 30021

How to you get to school? by bus by car on foot

Give directions from your house:

First, walk along Main Street. Then, go across the street and walk through the park. Then make a left onto New Road. Walk past the fire station and the library. Go across the street. The school is on the right.

Would you like to use the "walking bus"? ☒ Yes No

Name: Emily Jones

Address: 35 Market Street, New Town, Ohio 30021

How to you get to school? by bus by car on foot

Give directions from your house:

Drive along Market Street. Make a left onto Main Street. Then, drive along the street and make a right onto Town Road. Drive past the fire station and turn left onto New Road. The school is between the store and the field.

Would you like to use the "walking bus"? ☒ Yes No



2 Answer the questions.

- 1 Why is the "walking bus" safe? \_\_\_\_\_
- 2 How many parents will walk to school? \_\_\_\_\_
- 3 Who walks through the park? \_\_\_\_\_
- 4 Would you use the "walking bus"? \_\_\_\_\_



**1 Task.**

You are going to complete a questionnaire about how you get to school.

How do you get to school? By bus / by bicycle / on foot / by car / other \_\_\_\_\_

**2 Think about structure and content.**

Read the strategies and find other examples in the questionnaires on page 8.

- 1 Write your name and address:  
Patrick Parsons, 10 Main Street ...
- 2 Use imperative verbs:  
walk  
make  
go
- 3 Write short, clear directions in order:  
First, walk along ... Then, go across ...
- 4 Give the location at the end:  
The school is on the right.

\_\_\_\_\_  
\_\_\_\_\_

**3 Plan.**

- 1 What's your address?
- 2 Which imperatives are you going to use in your directions?
- 3 Which adjectives, adverbs and prepositions are you going to use?
- 4 Name the streets you walk down and the buildings you pass on the way.
- 5 What is the location of the school?
- 6 Would you like to walk with the "walking bus"?

Writing File 1

**4 Write and share.**

Use your answers from Activity 3 to complete the questionnaire using your *Writing File* worksheet.

Exchange your questionnaire with your classmates.





Tracks



1 Listen and read. Where might you see information like this?

This beautiful **globe** has a light inside. It shows the countries in different colours. The globe stands on three legs and comes with a **compass** showing **north**, **south**, **east** and **west**. It's a fantastic gift for a young explorer!



17



2 Find and write.

## WORD BUILDER

- globe **noun** A model of the world.
- \_\_\_\_\_ **noun** This helps you find your way.
- \_\_\_\_\_ **noun** The direction at the top of a compass.
- \_\_\_\_\_ **noun** The direction at the bottom of a compass.
- \_\_\_\_\_ **noun** The direction to the right on a compass.
- \_\_\_\_\_ **noun** The direction to the left on a compass.



3 Listen to the song. Number the verses.



## We Share the Same World

- |   |  |
|---|--|
| <input type="checkbox"/> Now spin the globe,<br>Spin it round fast.<br>Look for your country.<br>Did you see it go past?          | <input type="checkbox"/> On a map of your country,<br>What can you see?<br>Is your city in the west,<br>In the north or the east?                      |
| <input type="checkbox"/> Do you know your address?<br>Can you write it down?<br>Can you find your street<br>On a map of the town? | <input type="checkbox"/> <i>We live in different places<br/>All over the globe.<br/>But we're all people.<br/>We share the same world.</i><br>(chorus) |




Track >



### 1 Listen and read. Where does Kylie want to go?

- Jack:** OK ... So now that we have our suitcases, where do you want to go?
- Kylie:** I want to go to the United States.
- Jack:** The United States is a big country, Kylie. Where do we want to go first?
- Kylie:** Let's go to California.
- Jack:** Is that near New York?
- Kylie:** No! California is in the west. New York is in the east. Look at this map.
- Jack:** Oh yes! What do you want to do in California?
- Kylie:** I want to go to Disneyland.®
- Jack:** Great idea! When do we want to leave?
- Kylie:** Look! Flight 305 leaves at one o'clock. Let's go right now!



### Discover Grammar

- a)** Read Activity 1 again.  
Underline the questions with *want*. Circle the answers.  
What word comes between *want* and the verb?
- b)** Tick (✓).  
We use *want* when asking about:  
someone's preferences ☐  
someone's appearance ☐

### 2 Answer the questions.

- 1 Which country does Kylie want to go to?
- 2 Where do they want to go first?
- 3 Does Kylie want to go to the east or the west?
- 4 What does Kylie want to do in California?
- 5 When do they want to leave?



### 3 Talk to a friend.

Look at the map of the United States in Activity 1. Talk about where you want to go.

Where do you want to go?

I want to go to Texas.

Where's Texas?

It's in the south.



# Let's visit... THE USA

## 1 Read and complete.

### My day at Disneyland®

We went to Disneyland in California! It was great.

In the morning, we walked through the theme park to Sleeping Beauty's castle and we met real Disney characters inside.

We walked to the lake and took a pirate boat ride across the water to the island.

At lunch time, we took the train around the park and stopped at a restaurant.

Then, we went on a boat ride in the theme park.

In the afternoon, we watched a show at the theatre and we saw Mickey Mouse and our favourite Disney characters singing and dancing.

At the end of the day, we went to the shops on Main Street and I bought a cute Disney toy.

Disneyland's motto is "The happiest place on Earth," and it's true! We didn't want to leave.

WELCOME TO  
DisneyLAND



THE HAPPIEST PLACE ON EARTH

Name of theme park	Where is it?	What can you do there?
Disneyland		Go to the stores

### Think Twice

- Read and circle.  
Sleeping Beauty lives in a house.  
True / False
- What do you want to do at Disneyland®?



TRAVEL

TESTER

What year was  
Mickey Mouse born?



**1 Plan.**

- Work in a group of three. You will create a poster about a theme park in your country or invent your own theme park.
- Decide on the type of theme park: **animal safari** / **amusement park** / **science museum** / **water park**.

Name of theme park \_\_\_\_\_

Where is it? \_\_\_\_\_

What can you do there? \_\_\_\_\_

**2 Do.**

- Use the model below to create a poster. Add pictures.

Welcome to _____	
My day at _____	
_____	
We went to _____	
_____	
In the morning _____	
_____	
At lunch time _____	
_____	
In the afternoon _____	
_____	
At the end of the day _____	
_____	
_____	
_____ motto	
is _____	

**3 Show.**

- Show your poster to the class.

**1 Look and read. Choose the correct words and write them on the lines.**

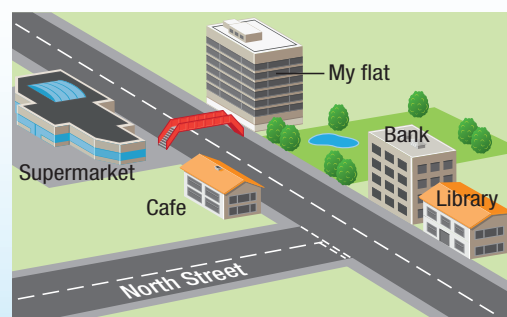
south left globe past compass

- 1 The opposite of right. \_\_\_\_\_
- 2 Go near something but do not stop. \_\_\_\_\_
- 3 The opposite of north. \_\_\_\_\_
- 4 You hold it in your hand. It helps you find your way. \_\_\_\_\_
- 5 A sphere that is a model of the world. \_\_\_\_\_

5

**2 Look and write yes or no.**

- 1 I leave my flat and go over the bridge. \_\_\_\_\_
- 2 The supermarket is across from my flat. \_\_\_\_\_
- 3 The park is between the bank and the library. \_\_\_\_\_
- 4 The cafe is between the supermarket and North Street. \_\_\_\_\_
- 5 You go straight down my street to the library. It's past the bank. \_\_\_\_\_



5

**3 Complete the conversation.**

Jack: So here we are in Disneyland®. \_\_\_\_\_ do you want to go?

Kylie: I \_\_\_\_\_ to go on a ride.

Jack: There are lots of rides in Disneyland. Which one do you want \_\_\_\_\_ go on first?

Kylie: I want to go on the pirate boat ride first. Then I want to \_\_\_\_\_ in the Mickey Mouse Diner.

Jack: Is that on Main Street?

Kylie: Yes, it's \_\_\_\_\_ the park and the bank.

5

Total

15

My  
ProgressI can ask for and give directions. ☐I can ask people about their preferences. ☐I can describe a theme park. ☐