

4 Good morning!







Unit 4 Good morning!

Lesson 1

Farmer Brown  CD1 track 48
(Old Macdonald had a farm tune)

Farmer Brown has a farm.
E-I-E-I-O

On the farm there is a duck.
Quack, quack! Quack, quack!
E-I-E-I-O

On the farm there is a cow.
Moo, moo! Moo, moo!
E-I-E-I-O

On the farm there is a horse.
Neigh, neigh! Neigh, neigh!
E-I-E-I-O

On the farm there is a sheep.
Baa, baa! Baa, baa!
E-I-E-I-O

Farmer Brown has a farm.
E-I-E-I-O

Worksheet Page 41

- Complete the horse, sheep, cow and duck.
- Sing *Farmer Brown* and point to the duck, cow, horse and sheep.

Lesson 2

Story song  CD1 track 51


Good morning, good morning!
Wake up Farmer Brown!
Cow's dirty. Help!
Sheep's dirty. Help!
Duck's dirty. Help!
Horse's dirty. Help!
Farmer Brown, we're dirty!
Please help us now!

Worksheet Page 42

- Stick on the sheep and duck.

Worksheet Page 43

- Stick on the horse and cow.
- Trace the water.



Unit 4 Good morning!

Lesson 3

Farmer Brown  CD1 track 48
(Old Macdonald had a farm tune)

Farmer Brown has a farm.
E-I-E-I-O

On the farm there is a duck.
Quack, quack! Quack, quack!
E-I-E-I-O

On the farm there is a cow.
Moo, moo! Moo, moo!
E-I-E-I-O

On the farm there is a horse.
Neigh, neigh! Neigh, neigh!
E-I-E-I-O

On the farm there is a sheep.
Baa, baa! Baa, baa!
E-I-E-I-O

Farmer Brown has a farm.
E-I-E-I-O

Worksheet Page 45

- Colour and find the animals.
- Colour the dog blue, the cat red and the duck yellow.
- Point to the dog, cat and duck.



Unit 4 Good morning!

Lesson 4

Dirty hands  CD1 track 54
(*Mulberry bush tune*)

Look at my dirty hands,
Dirty hands,
Dirty hands.
Look at my dirty hands.
Yuk, yuk, yuk!

This is the way I wash my hands,
Wash my hands,
Wash my hands.
This is the way I wash my hands.
Wash, wash, wash!

Look at my clean hands,
Clean hands,
Clean hands.
Look at my clean hands.
Clean, clean, clean!

Worksheet Page 47

- Help Ellie wash her hands by drawing a line along the path.
- Sing *Dirty hands* and point to the dirty and clean hands.



Unit 4 Good morning!

Lesson 5

The tractor song CD1 track 56

I'm driving the tractor.
Brumm, brumm, brumm!
I'm driving the tractor.
Brumm, brumm, brumm!

Red, red, red.
Time to stop!
Red, red, red.
Stop, stop, stop!

Yellow, yellow, yellow.
Time to wait!
Yellow, yellow, yellow.
Wait, wait, wait!

Green, green, green.
Off we go!
Green, green, green.
Go, go, go!

Worksheet Page 49

- Colour the traffic lights red, yellow and green.
- Sing *The tractor song* and point to red, yellow and green.



Lesson 6

Story song CD1 track 51

Good morning, good morning!
Wake up Farmer Brown!
Cow's dirty. Help!
Sheep's dirty. Help!
Duck's dirty. Help!
Horse's dirty. Help!
Farmer Brown, we're dirty!
Please help us now!

Press out Unit 4

- Remove the Press out.
- Listen to the story and make the cow, sheep, duck and horse dirty.



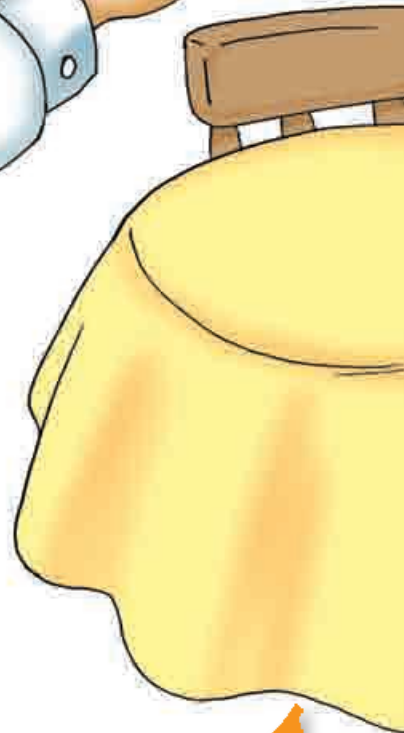

Unit 4 Good morning!

Lesson 7

Worksheet Page 51

- Point to the cow, sheep, horse, dog, cat and duck.
- Colour your favourite animal to make it dirty.
- Show your picture and say *The (cat)'s dirty*.
- Stick on the award sticker.

5 I'm hungry







Unit 5 I'm hungry

Lesson 1

My big tummy CD2 track 2

A sandwich.
Yum, yum, yummy!
A sandwich.
Look at my big tummy!

A sandwich and a cake.
Yum, yum, yummy!
A sandwich and a cake.
Look at my big tummy!

A biscuit.
Yum, yum, yummy!
A biscuit.
Look at my big tummy!

A biscuit and an ice-cream.
Yum, yum, yummy!
A biscuit and an ice-cream.
Look at my big tummy!

Worksheet Page 53

- Point to the cake, sandwich, biscuit and ice-cream.
- Trace the cake, sandwich, biscuit and ice-cream.

Lesson 2

Story song CD2 track 8



Happy birthday to you.
Happy birthday to you.
Happy birthday dear Cheeky.
Happy birthday to you.

Worksheet Page 54

- Stick on the biscuit and sandwich.

Worksheet Page 55

- Stick on the cake and ice-cream.
- Complete the waiter's apron.



Unit 5 I'm hungry

Lesson 3

My big tummy



CD2 track 2

A sandwich.

Yum, yum, yummy!

A sandwich.

Look at my big tummy!

A sandwich and a cake.

Yum, yum, yummy!

A sandwich and a cake.

Look at my big tummy!

A biscuit.

Yum, yum, yummy!

A biscuit.

Look at my big tummy!

A biscuit and an ice-cream.



Yum, yum, yummy!

A biscuit and an ice-cream.

Look at my big tummy!

Worksheet Page 57

- Point to the biscuit, apple, ice-cream, sandwich, cake and banana.
- Look at the sequences and draw the food that comes next.



Unit 5 I'm hungry

Lesson 4

The hungry monkey



CD2 track 11

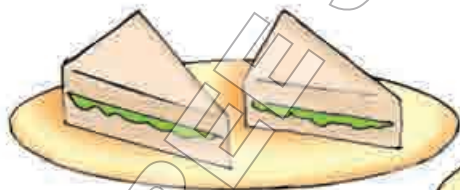

I'm a hungry monkey
Swinging through the trees.
I like bananas.
Bananas for me.
One, two, three bananas.

I'm a hungry monkey
Swinging through the trees.
I like bananas.
Bananas for me.
One, two bananas.

I'm a hungry monkey
Swinging through the trees.
I like bananas.
Bananas for me.
One banana.

Worksheet Page 59

- Point to the big banana and biscuit.
- Help Cheeky find the banana by tracing the line.
Then help Rory find the biscuit by tracing the line.



Unit 5 I'm hungry

Lesson 5

Let's have a party

 CD2 track 13

Let's have a party.
Let's have a party.
A cake with bananas.
Hooray, hooray!
One, two, three, four.

Let's have a party.
Let's have a party.
A cake with apples.
Hooray, hooray!
One, two, three, four.

Let's have a party.
Let's have a party.
A cake with biscuits.
Hooray, hooray!
One, two, three, four.

Worksheet Page 61

- Count and circle the sandwiches, bananas, biscuits and apples. Then match them to the numbers.

Lesson 6





Story song

 CD2 track 8

Happy birthday to you.
Happy birthday to you.
Happy birthday dear Cheeky.
Happy birthday to you.

Press out Unit 5

- Remove the Press out.
- Cover the food.
- Listen to the story and show the sandwich, biscuit, ice-cream, and cake.



Unit 5 I'm hungry

Lesson 7

Worksheet Page 63

- Point to the biscuit, apple, sandwich, cake, ice-cream and banana.
- Draw your favourite food.
- Show your picture and say *Here's a (sandwich)*.
- Stick on the award sticker.