

Lesson 1 Vocabulary

1 Look and unscramble the words.



1 dluco

cloud



2 dwni



3 tnianmuo



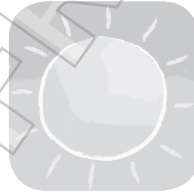
4 esa



5 nria



6 bceha



7 nsu



8 wosn

2 Read and match.

1 cloud

2 snow


3 beach

4 mountain


5 sun




1 Look and **circle**.



1 They're playing / **They aren't playing** tennis.



2 They're swimming / They aren't swimming in the sea.



3 He's throwing / He isn't throwing the ball.



4 We're climbing / We aren't climbing the mountain.

2 Read and write **a**, **b** or **c**.



- 1 He isn't wearing a jacket.
- 2 They're watching the kangaroos.
- 3 He's climbing a mountain.
- 4 They're playing, but they aren't swimming.
- 5 They're wearing big hats.
- 6 They're on the beach, but it's raining.

b

Lesson 3 Grammar focus

1 Match to make sentences.

- 1 I 're playing a mountain.
He 'm watching on the beach.
They 's climbing videos.
- 2 I isn't wearing in the sea.
She aren't swimming fun.
They 'm not having a jacket.

2 Unscramble the words. Then write the words in the sentences.



- 1 watching / TV / isn't / Dad.

Dad isn't watching TV.

- 2 Mum's / music / listening / to

- 3 tree / The / children / climbing / are / a

- 4 isn't / It / snowing

Lesson 4 Reading

1 Read the story on your Pupil's Book pages 60–61 again. Read and complete.

jumpers ~~warm~~ smiling coats boots

It's cold and snowing. Let's ¹ skate !
 We're wearing warm ² _____ and
³ _____. And we've got our
⁴ _____. Let's play! Oh, no! Look,
 it's a snowman. It's running and talking.
 Now it's ⁵ _____. It's dad!



There is no skate in the wordpool, and warm is not one of the missing words - should we change 'warm' to 'skate' in the wordpool? Design

2 Read and match.

1 Mum! Look at me! I'm in the tree!

2 I can see a bear! Help!

3 Oh no! It's starting to rain. We haven't got an umbrella.

a He's scared.

b He's worried.

c He's having fun.

3 Circle the clothes words. Then complete the sentences and draw the picture.


shf gloves oecoatfmwjumperalhbootspsa

1 Mum's g l o v e s are red.

2 Mum's _____ are blue.

3 Mum's _____ is green.

4 Mum's _____ is black.



Lesson 5 Sounds and letters


1 Say aloud. Match the sounds and the pictures.



2 Complete the words in the sentences with **sk**, **sm**, **sn** or **st**. Then finish each picture.



1 The snake stops to look at the ___ars in the ___y.



2 The children are ___ating around the ___all
___owman.



3 Stella ___iles. She likes the ___ory of the girl in the
blue ___irt.

3 **Read and circle.**

1 The sky is **cloud** / **cloudy**.

2 The **rain** / **rainy** is cold.

3 The mountain is **snowy** / **snow**.


4 Today is **sun** / **sunny**.

5 The **snow** / **snowy** is fun.

6 The **sunny** / **sun** is hot.

Lesson 6 Language in use

[DSN: This is a variation of a Starters Reading & Writing Part 5, but with only two AW because of space. Please arrange as best fits on page, e.g. set the two pictures down the left hand side, with their corresponding questions to the right, if that works better]

1  Look at the pictures and read the questions. Write one-word answers. There is one example.

- Where is the boy? in the park
- 1 What is he wearing? a T-shirt and _____
- 2 What is he playing with? a _____
- 3 Where are the other children? under a _____
- 4 How many children are there? _____



2 Complete the dialogue. Then **circle** the person.

- What's she doing? What are they wearing? Where's she going?
 What are you doing? What's she wearing? What's he doing?



Are you OK? 1 What are you doing?



I'm looking for my grandma.

2 _____

She's wearing a hat with flowers in it.

Look! She's over there!

Where?

She's walking with a bag.

3 _____

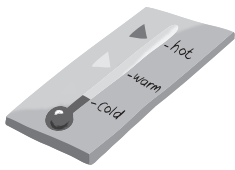
To the bookshop, I think.

Oh, yes. I can see her now.

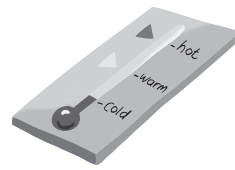


Lesson 7 Functional language

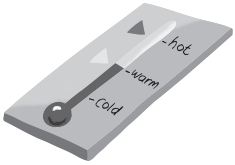
1 What's the weather like today? Look and complete.




1 It's cold and it's raining.




2 It's _____ and _____.




3 It's _____ and _____.



4 It's _____ and _____.



5 It's _____ and _____.



6 It's _____ and _____.

2 Look and write.

~~hot~~ cold sad happy



1 He's hot. 2 She's _____.

3 _____ 4 _____

3 Read and match.

- | | |
|----------------------|--|
| 1 Why are you cold? | a I haven't got any ice cream. |
| 2 Why are you happy? | b It's sunny and I'm wearing a jumper! |
| 3 Why are you hot? | c It's snowing and I haven't got a coat. |
| 4 Why are you sad? | d Today is Saturday – my favourite day! |

How am I doing?

1 Circle the different word.

- | | | | |
|------------|----------|--------|--------|
| 1 gloves | rain | coat | jumper |
| 2 mountain | beach | sea | wind |
| 3 rain | mountain | cloud | snow |
| 4 boots | coat | jumper | sun |
| 5 sad | happy | cloud | tired |
| 6 hot | cold | warm | skate |

2 Look and read. Write *yes* or *no*. There is one example.



It's hot and sunny.

Is this correct now? Design

yes

- 1 The girl and boy are playing in the snow.
- 2 The girl isn't wearing a scarf.
- 3 The girl is climbing a mountain and the boy is swimming.
- 4 Dad is wearing his gloves.
- 5 They're sad.

1 Read the dialogue and write exclamation marks.



Jane: Oh, no ! Look A dog has got your ball

Sam: Oh, no That's my favourite ball

Jane: Look There's a girl
She's running She can help



2 Look and match the sentences to pictures a or b.

Should this activity be renumbered? The mark-up asks us to change 3 onwards to 2-5. Is this correct?

- 1 She's using the umbrella. b
- 3 Now her grandpa is helping.
- 5 She's talking to her grandpa.

- 2 She's running really fast.
- 4 The children are very happy.
- 6 She's got the ball!



3 Read and complete.

Wow! Look! Oh no!

- 1 Wow! She's running really fast!
- 2 _____ A dog has got your ball!
- 3 _____ Her grandpa is helping!

4 Use the ideas from Activity 2 to write the play. Include the expressions from Activity 3.



_____ : _____

_____ : _____

_____ : _____

_____ : _____

_____ : _____

_____ : _____

5 Check your work. Tick (✓).

- exclamation marks
- capital letters
- full stops
- spelling

6 Write your play again. Use your best handwriting.