

Jeanette Corbett Roisin O'Farrell
Magdalena Kondro

English

Quest

Książka ucznia

1





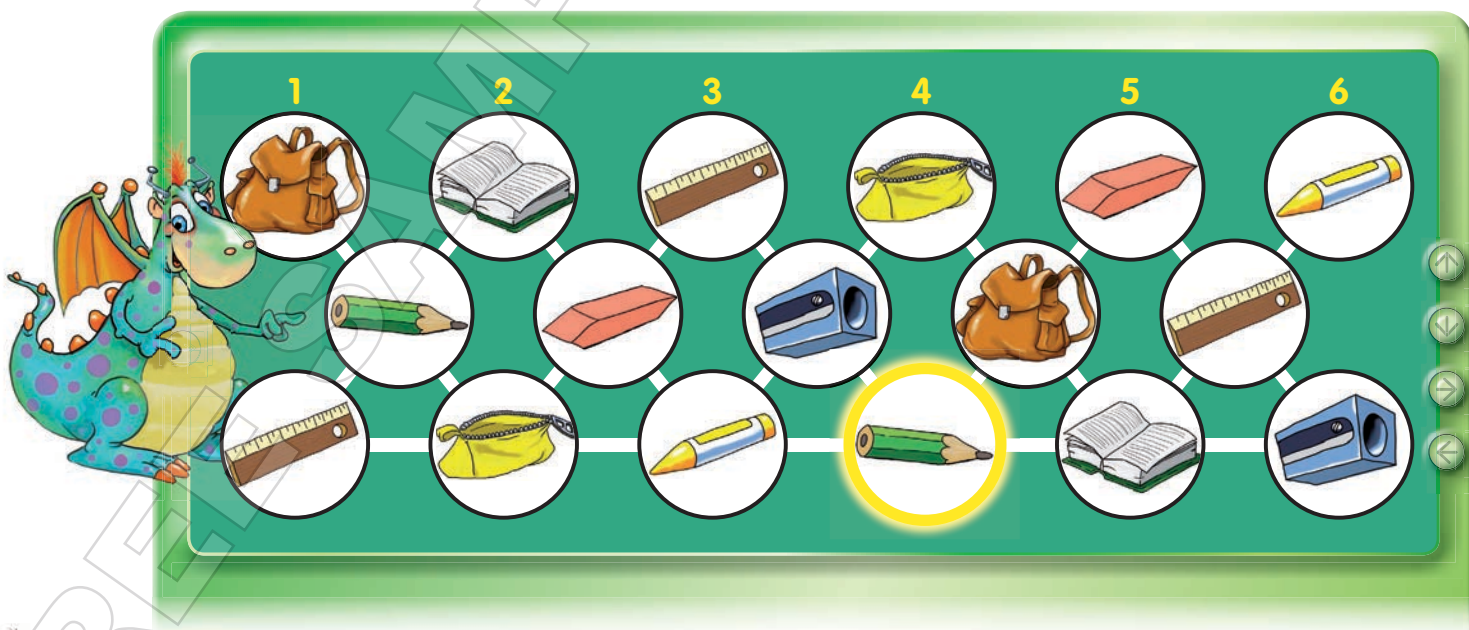
Lesson 1



1 Listen, sing and point.



2 Play Digi's Maze.











Pupils listen and point to the school objects.
Pupils sing the *My school bag* song. Pupils play *Digi's Maze*.

pencil, school bag, rubber, ruler,
pencil case, book, crayon, sharpener



Lesson 2

▶ 1 Play with your mini-flashcards.

1	2
	
	
	
	

Pupils make their Unit 1 mini-flashcards.
Pupils play the game.





Lesson 3



1 Listen to the story.

1



2



3



4



5



6



7




8








Can I have a ..., please?
Here you are.
Thank you.



2 Listen, look and find.



3 Look and say.



Pupils listen to the story and follow the order of the pictures. Pupils point to and say the school objects. Then they say which two objects complete each sequence.


pencil, school bag, rubber, ruler, pencil case, book, crayon, sharpener red, yellow, green, blue, orange, brown, pink



Lesson 4



1 Listen, point and say.



2 Listen and do the role play.



Pupils listen and point to the pictures.
Pupils say the rhyme.
Pupils listen and do the role play.

Phonics /ə/
Can I help you?, Yes! Can I have a ..., please?,
Here you are., Thank you.





Lesson 5



1 Listen and match with your fingers.

1

2


3

4

5



2 Listen, find and point.



Pupils listen and match the numbers to the photos with their fingers.
Pupils listen, find and point to the children in the picture.

Stand up!, Sit down!, Be quiet, please!,
Put your hand up!, Put away your things!



Lesson 6



1 Sing, find and point.



2 Listen, point and say.



2



1



3






Lesson 7



1 Listen and match with your fingers.



2 Listen and match with your fingers.



1

2

3

4

5

6

Pupils listen and match the puzzle pieces with their fingers.
Pupils listen and match the numbers to the pictures with their fingers.




Lesson 8



1 Play Digilette.



2 Listen. Draw in your notebook and say.



Pupils play *Digilette* using a crayon.
Pupils listen to Digi. Then they draw their own pencil case in their notebooks.
Pupils say what is in the picture.

