


Unit

1


House Zone



Lesson 1



1 Listen, sing and point.



2 Play Techna's Bridge.



Pupils listen and point to the places in the house.
Pupils sing the *Around the house* song. Then they play *Techna's Bridge*.

Places in the house

Lesson 2



1 Play with your mini-flashcards.

bedroom 1	hall 2
bathroom	living room
study 3	garden 4
kitchen	garage



2 Play.



Pupils make their Unit 1 mini-flashcards and play the game.
Pupils play the guessing game.





Lesson 3



1 Listen to the story.

1

It's time for school!

I want to go to school!



2

Where are my school things?

Oh no! Let's look.



3

Let's look in the study.

Here's my school bag.



4

Where's my book?

It's not in the hall.





5



6



7

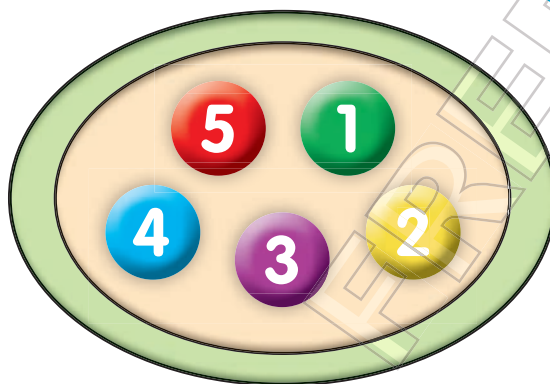


8

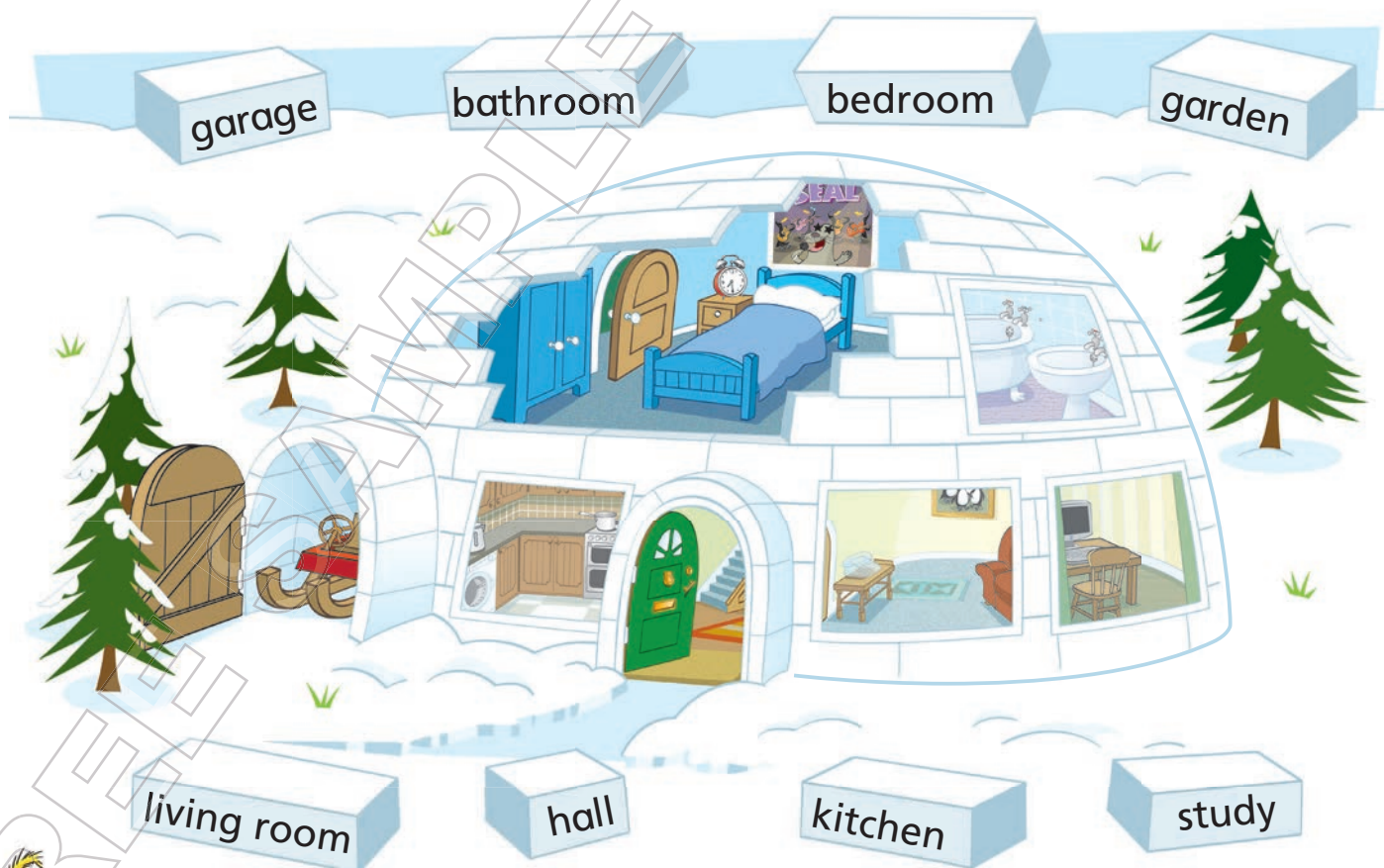




2 Look and match with your fingers.



3 Read and match with your fingers.



Pupils match the numbers to the pictures with their fingers in the order they appear in the story.
Pupils read the words and match them to the pictures with their fingers.

Places in the house






Lesson 4



1 Listen, say and point.

a, a, a
bathroom, garden

2 Read and say. Listen and repeat.



1 garage / bedroom



5 kitchen / bedroom



2 bathroom / garden



6 garden / garage



3 study / kitchen



7 study / bathroom



4 living room / hall



8 living room / hall

Pupils listen, say the chant and point to the /a:/ words.
Pupils read and say the correct words. Then they listen to check their answers and repeat the words.

Phonics /a:/
Places in the house



Lesson 5



1 Listen and point. Match with your fingers.



brick



stone



wood



2 Look and say.

1



?

?

2



?

?

3



?

?

Pupils listen and point to the photos. Then they match the photos using their fingers. Pupils point to and say the house materials. Then they say which two materials complete each sequence.


House materials



Lesson 6



1 Sing and point. Read and match with your fingers.




brick

stone

wood



2 Listen, point and say.



1

3

Pupils sing the *House* rap and point to the pictures. Then they match the words to the pictures with their fingers.
Pupils listen, point and say the numbers of the photos.

Homes in the UK





Lesson 7



1 Listen and point. Write in your notebook.



living room hall garage bedroom
bathroom study kitchen garden



2 Listen and point. Write in your notebook.



stone brick wood

Pupils listen and point to the pictures. Then they listen again and write the names of places in the house in their notebooks in order. | Pupils listen and point to the houses. Then they listen again and write the names of house materials in their notebooks in order.





Lesson 8



1 Play Techna's Watch.



2 Draw in your notebook. Write and say.



I'm in the garden.

Pupils play *Techna's Watch* using a crayon.
Pupils draw themselves in a place in the house in their notebooks. Then they write and say where they are in the picture.

