


Unit

2


Family Zone



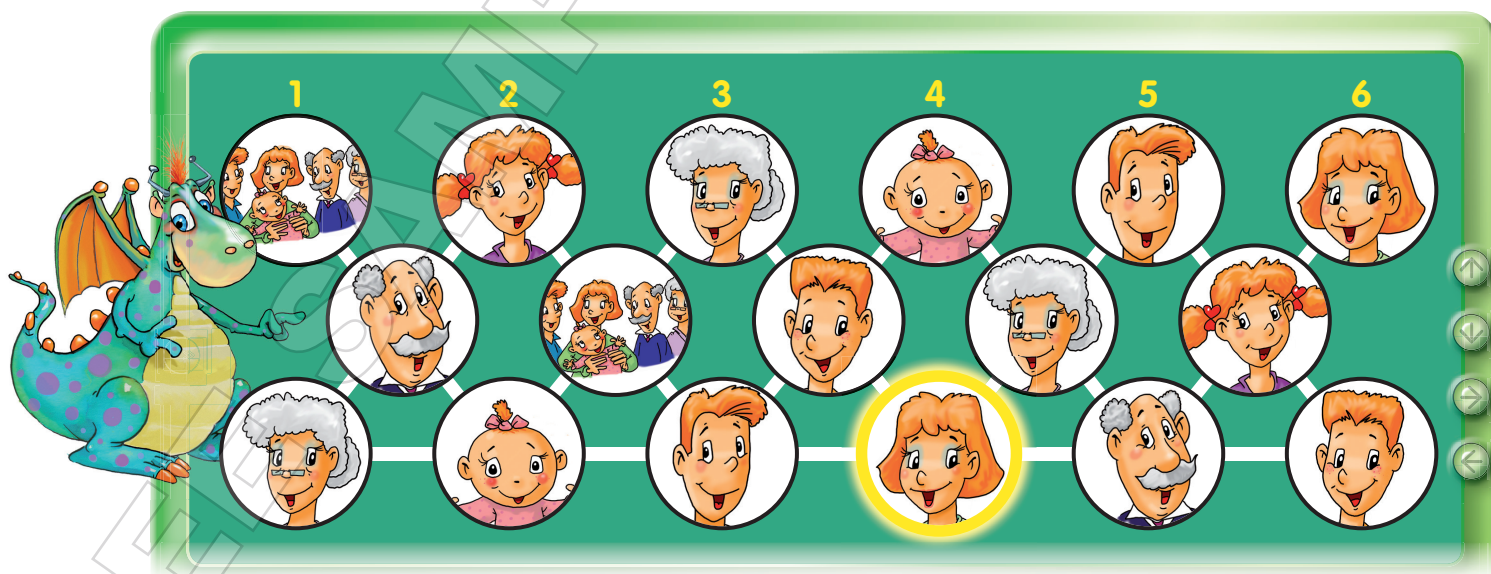
Lesson 1



1 Listen, sing and point.



2 Play Digi's Maze.



Pupils listen and point to the family members.
Pupils sing the *This is my family* song. Pupils play Digi's Maze.

grandpa, grandma, mummy, daddy,
brother, sister, baby, family

Lesson 2

▶ 1 Play with your mini-flashcards.

| | |
|-----------------------------------------------------------------------------------------------------------|--------------------------------------------------------------------------------------------------|
| A  1 |  2 |
|  3 |  4 |

| | |
|-------------------------------------------------------------------------------------------------------------|---------------------------------------------------------------------------------------------------|
| B  1 |  2 |
|  3 |  4 |

Pupils make their Unit 2 mini-flashcards.
Pupils play the game.





Lesson 3



1 Listen to the story.

1



2



3



4



Pupils listen to the story and point to the pictures.





Who's this? It's my ... / This is my ...
Can you ...?
Yes, I can. / No, I can't.





2 Listen, look and find.



3 Look and point.



Pupils listen to the story and follow the order of the pictures.
Pupils point to the family pairs from the story.

grandpa, grandma, mummy, daddy,
brother, sister, baby, family



Lesson 4



1 Listen, point and say.



2 Listen and act out the dialogue.



Pupils listen and point to the pictures.
Pupils say the rhyme.
Pupils listen and act out the dialogue.

Phonics /N/
Who's this?
It's my ...





Lesson 5



1 Listen and match with your fingers.

1

2

3

4



2 Find and match with your fingers.




Pupils listen and match the numbers to the photos with their fingers.
Pupils follow the lines with their fingers to match the pictures.

*make my bed, tidy up, clean the floor,
lay the table*

Lesson 6



1 Listen, sing and point.



2 Listen, point and say.







Lesson 7



1 Listen and match with your fingers.



2 Listen and match with your fingers.

1

2

3

4




Pupils listen and match the puzzle pieces with their fingers.
Pupils listen and match the numbers to the pictures with their fingers.



Lesson 8



1 Play Digilette.



2 Listen. Draw in your notebook and say.



Pupils play *Digilette* using a crayon.
Pupils listen to Digi. Then they draw their own family or the family they know in their notebooks.
Pupils say what is in the picture.

