


Lesson 1



1 Listen, sing and point.



2 Play Techna's Bridge.



Pupils listen and point to the toys.

Pupils sing the *Playing with my toys* song. Then they play *Techna's Bridge*.

Toys

Lesson 2



1 Play with your mini-flashcards.

scooter 1	car 2
board game	doll
computer game 3	bike 4
karaoke machine	kite



2 Play.



Pupils make their Unit 2 mini-flashcards and play the game.
Pupils play the guessing game.





Lesson 3



1 Listen to the story.


1




2



3



4



Pupils listen to the story and point to the pictures.





5

Help! Stop my car! I can't catch it.



6

Quick Daniel!
Run.



7

FINISH

I've got it.

You are
the winner!



8

Well done!


Thank
you!






2 Look, point and say.


1




2




3



4



5



3 Read and match with your fingers.

doll

board game

bike

karaoke machine

1



2



3



4



5



6



7



8



kite

car

computer game

scooter





Lesson 4



1 Listen, say and point.



oo, oo
bedroom, scooter



2 Read and say. Listen and repeat.

1



karaoke machine / car

5



car / scooter

2



doll / board game

6



doll / karaoke machine

3



computer game / kite

7



scooter / bike

4



bike / board game

8



computer game / kite

Pupils listen, say the chant and point to the /u:/ words.
Pupils read and say the correct words. Then they listen
to check their answers and repeat the words.

Phonics /u:/
Toys





Lesson 5



1 Listen and match with your fingers.

1

2

3

4



2 Match with your fingers and say.

1



2



3




4




plane



boat



train





bus

Lesson 6



1 Sing and point. Read and match with your fingers.



plane

train

bus

boat



2 Listen, point and say.



2

Pupils sing the *Transport* rap and point to the pictures. Then they match the words to the pictures with their fingers.
Pupils listen, point and say the numbers of the photos.

Transport in the UK





Lesson 7



1 Listen and point. Write in your notebook.



karaoke machine bike computer game
kite scooter board game car doll



2 Listen and match with your fingers. Write in your notebook.

1



2



3



4



plane train bus boat

Pupils listen and point to the pictures. Then they listen again and write the names of toys in the house in their notebooks in order. | Pupils listen and match the children to the forms of transport with their fingers. Then they listen again and write the names of forms of transport in their notebooks in order.






Lesson 8

1 Play Techna's Watch.



2 Draw in your notebook. Write and say.



Pupils play *Techna's Watch* using a crayon.
Pupils draw themselves playing with a toy. Then they write and say where they are in the picture.

