



1

A Computer for the Club

Nowa podstawa programowa
Mój czas wolny

Lesson 1 Vocabulary

1 1.17 Listen, look and repeat.

2 1.18 Listen, point and say *The Tiger Street word rap*.



1 play games



2 listen to music



3 watch films



4 use a computer



5 go on excursions



6 take photos



7 help people



8 paint pictures



9 make things



10 do sports

3 Play *Tiger's copycat chain*.




I take photos.



4 1.17 Point and say. Write in your notebook.

Example: a. help people



5 Do the *Spelling bee*.



Lesson 2 A photo story

1 1.19 Listen and read *A Laptop for the Club*. Act out the story.

1 Look at this. It's a new magazine called *Tiger Team*.
Let's write for it.
Great idea!
But we can't. We haven't got a computer.

2 Hey! Look at Mrs Jones's house. Who's that man?
Perhaps he's a window cleaner.
Or perhaps he's a thief!
Let's go and find out.

3 Look, the window is open.
The man isn't on the ladder.
He's in the house!
Oh no!

4 Look! He's got Mrs Jones's laptop.
He is a thief!
Stop, thief!
Give the laptop back.

5 Ha ha! Look. A banana. That's lucky!

6 Stop. Come with me.
Look! It's a policeman.
We can take Mrs Jones her laptop now.
Great! Come on.



Do you know a kind person?

2 1.20 Read and say *True* or *False*. Listen and check.

- 1 The new magazine is called *Tiger Team*.
- 2 The man on the ladder is a window cleaner.
- 3 The thief takes Mrs Jones's laptop.
- 4 Mrs Jones gives her old laptop to the club.



Help other people.



Think about it:

- Is it important to help people?
- How do you help other people?



Lesson 3 Speaking

Talk about what we do in our free time.



1 1.21 Listen and stand up if it's true about you. Say.

2 Play *True or False*.



I don't use a computer.

I make things.

False.

True.



3 Play *Guess who!*

Do you paint pictures?

Do you take photos?

Are you Ben?

Yes, I do.

No, I don't.

Yes, I am.



paint pictures



take photos



make things



Ben

✓



Clare

✗



Ellie

✓



Nasim

✗

✗

✓

✓

✓

✓

✓

✗

✗

4 Ask and say.



Do you listen to music?

Yes, I do.



Lesson 4 Listening and Speaking

1 1.22 Listen and repeat. Say.



At the club, we run and have fun in the sun.
Do you use a computer? Yes, we do. And we listen to music, too.

2 1.23 Listen, read and match with your fingers.

Sing *What do you do in your free time?*

What do you do in your free time?

What do you do every day?

Do you **help other people**?

Do you study and play?

I **do sports** and **use a computer**.

I read books and **listen to music**, too.

I **watch films** and **paint pictures**.

They're all great fun to do.



3 Make the mini-cards. Play *The right order*.

What do you do in your free time?

I do sports. I play games.
I don't take photos.

Is this right?

Yes, it is!



Using a computer



Lesson 5 CLIL

1 1.26 Listen, point and repeat. Cover and play

Word or number?



play online games

write emails

watch music videos

write for a class blog

do projects

find out information

2 1.27 Listen and read.

How techy are you?

Answer Yes or No to each question. Check your score!

- 1 Do you play online games?
- 2 Do you watch DVDs?
- 3 Do you watch music videos?
- 4 Do you write emails to your family and friends?
- 5 Do you use the Internet to find out interesting facts?
- 6 Do you write for a class or school blog?
- 7 Do you use a computer to do homework projects?
- 8 Do you use a computer to write stories?



Answer YES to 6-8 questions
You're very techy!
Answer YES to 4-5 questions
You're quite techy!
Answer YES to 1-3 questions
You aren't very techy!

3 Play Question chain.



Do you watch DVDs?

Yes, I do.



Do you write emails?

No, I don't.



4 Say what you do and don't do.



I write emails to my family.
I don't watch music videos.

Lesson 6 CLIL

1 1.28 Listen, read and say.



In the UK...

- Many children use a computer at school to learn about different subjects and do projects.
- Some children also keep a class blog.
- At home, many children use a computer to do homework and play games.



WHAT ABOUT POLAND?

2 1.29 Listen and read. Say.

How do you use a computer?

How I use a computer

I use a computer at home, at school and at the Tiger Street Club.

At the club, I use a computer to write emails. I also watch music videos and play online games.

At school, I use a computer to write stories and do projects. I also find out about things on the Internet.

At home, I use Mum and Dad's computer to look at photos and watch DVDs.

by Ben



3 1.30 Listen and read. Act out the story.

TIGER STREET TALES

1 Who are you?

2 I'm Squirrel. I live in the shed at number 15.

3 Let's start a club.

4 Oh no! It's big, but it's empty!

5 Two hours later ...

6 What a fantastic club!

I'm Fox. I live in the garden at number 7.

And I'm Magpie. I live in the tree at number 9.

Great idea! My shed is big. Come and see.

This is heavy.

I'm tired.

Perfect!

Good teamwork.

Let's find things to put in the shed.

Lesson 7 Unit review

1 1.31 Listen, find and point. Say and write in your notebook.

Example: a. I use a computer.



I ...



I don't ...



Do you ...?



I ...



I don't ...



Do you ...?



2 1.32 Read, look and say. Listen and check.

Write in your notebook.

Example: 1. watch music videos



I use a computer at home and at school.


At home, I ①



and ②



At school, I ③



and ④



3 1.33 Listen and repeat. Act out the dialogue.

I've finished.
What do I do now?

Check your
answers with a friend.

Can I work with David?

Yes, of course.

Thank you.





2 Animal World

Nowa podstawa programowa
Przyroda wokół mnie


Lesson 1 Vocabulary

1 1.34 Listen, look and repeat.

2 1.35 Listen, point and say *The Tiger Street word rap*.



1 teeth



2 tail



3 claws




4 feathers




5 whiskers



6 wings



7 shell



8 fur



9 beak



10 scales

3 Play *Tiger's animal chain*.




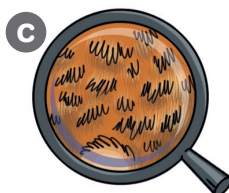
A hamster.

It's got fur.



4 1.34 Point and say. Write in your notebook.

Example: a. feathers




5 Do the Spelling bee.

Lesson 2 A fable

1 Listen and read *The Tortoise and the Hare*. Act out the story.





Does the Tortoise deserve to win?

2 1.37 Read and answer the questions. Listen and check.

- 1 Has the tortoise got long legs?
- 2 Is the tortoise slow?
- 3 Has the hare got a shell?
- 4 Who wins the race?



Use your time well.



Think about it:

- Is it important to use your time well?
- How do you use your time well?



Lesson 3 Speaking

Talk about what body parts animals have got.




1 Listen, find and point. Say.



fish



bird



tortoise



tiger

2 Play A long sentence.



It's got a tail.

It's got a tail and scales.

It's got a tail, scales and eyes.

3 Play Guess the animal!



Has it got feathers?

Has it got claws?

Is it the hamster?

No, it hasn't.

Yes, it has.


Yes, it is.



frog




rabbit




fish



hamster



bird



lizard

4 Choose and say.



The hamster has got whiskers.

The lizard hasn't got fur.



Lesson 4 Listening and Speaking

1 1.39 Listen and repeat. Say.



It's a **l**izard. It's got **thi**ck **sk**in. It hasn't got **w**ings.
It's a **chee**tah. It's got sharp **tee**th. It hasn't got a **bea**k.

2 1.40 Listen, read and match with your fingers.

Sing **A tiger has got sharp teeth.**

A tiger has got sharp **teeth**.

A monkey has got a long **tail**.

A bird has got **feathers**.

And a fish has got **scales**.




An elephant has got big ears.

A cat has got **whiskers** and **claws**.

A rabbit has got soft **fur**.

And a crocodile has got jaws.



3 Make the mini-cards. Play **Animal riddles**.

It's got fur.
It's got a tail.

Is it a rabbit?



No, it isn't.

It's got sharp claws.
It's got sharp teeth.

Yes, it is!



Is it a tiger?

Amazing animals


Lesson 5 CLIL

1 1.43 Listen, point and repeat. Cover and play

Word or number?




mammals




reptiles



amphibians



birds



fish

2 1.44 Listen and read.

Animal groups

Mammals have got fur or hair. Baby mammals drink their mother's milk. People are mammals, too.



Reptiles have got thick skin and scales. Some reptiles have got a shell. Most reptiles lay eggs.



Amphibians can live on land and in water. They've got thin skin. Most amphibians lay eggs in water.



Birds have got a beak, wings and feathers. Some birds can't fly.



Fish have got fins and a tail. Most fish have got scales and teeth.



3 1.45 Read and answer the questions. Listen and check.

- | | |
|---|--|
| 1 What do baby mammals drink? | 4 Can all birds fly? |
| 2 Have reptiles got fur? | 5 Have most fish got scales and teeth? |
| 3 Do most amphibians lay eggs in water? | |

4 Play *True or False*.



Mammals have got fur.

True!





Lesson 6 CLIL

1 1.46 Listen, read and say.



In the UK...

- There are lots of farms and wildlife parks with interesting animals.
- Children visit them on school trips or with their family and friends.



WHAT ABOUT POLAND?

2 1.47 Listen and read. Say.

Tell me about an animal you like.



Animal fact file

Name: Shetland pony

Type of animal: mammal

Description: Shetland ponies are very small horses.

They've got a small head, short legs and thick fur to keep warm.

Habitat: They live in the Shetland Isles in Scotland.

They also live in other cold places.

Food: Shetland ponies eat grass and hay.

Carrots and apples are a treat.

by Ellie

3 1.48 Listen and read. Act out the story.

TIGER STREET TALES

1 What's the matter, Magpie?

2 Is it a mammal or a reptile?

3 Has it got a head?

4 Has it got legs?

5 Oh look! It's got spikes.

6 Oh, you silly animals! Of course I'm not an alien. I'm a hedgehog!

I'm scared. There's a strange animal in the street.

I don't know. I think it's an alien.

No, it hasn't.

No, but it moves. It's very slow. Come and see!

I think Magpie is right. It's an alien.

Lesson 7 Unit review

1 1.49 Listen, find and point. Say and write in your notebook.


Example: a. It's got a beak.



It's got a ...



It hasn't got ...



Has it got ...?



It's got a ...



It hasn't got ...




Has it got ...?

2 1.50 Read, match with your fingers and say. Listen and check. Write in your notebook.

Example: 1. Reptiles

fish amphibians reptiles
mammals birds

- 1 ... have got thick skin and scales.
- 2 ... can live on land and in water.
- 3 ... have got a beak, wings and feathers.
- 4 ... have got fins and a tail.
- 5 ... drink their mother's milk.



3 1.51 Listen and repeat. Act out the dialogue.

Look at this website about reptiles.

Yes, it has.

Has it got information about cobras?

Great! Let's have a look.



Tiger Review 1



1 Play Tiger's Trail.






2 1.25 1.42 Sing a song from Units 1–2.

3 1.52 Read and say. Listen and check.



1 In my free time, I  . Do you  ? No, I don't. I  .

2 I use a computer to  and  . I don't  .

3 A cat has got  and  . It hasn't got a  .

Has it got  ? Yes, it has.

4  have got fur or hair.  have got thick skin and scales.

Most  lay eggs in water.

4 1.19 1.36 Match the words to the stories with your fingers.

Tell one story.  

Story 1



a

tortoise heavy shell slow
hare long legs fast race
computer game winner

Story 2



b

magazine computer
Mrs Jones's house thief window
laptop banana policeman