



## Lesson 1



## 1 Listen, read and sing.



What are you doing in the library?

I'm reading books.

I'm reading magazines.

I'm looking for information.

I'm watching DVDs.

I'm doing fine!

I'm having a good time!

What are you doing in the library?

Are you listening to stories?

Yes, I am. I like it a lot!

Are you using a computer?

No, I'm not.

I'm doing fine!

I'm having a good time!



## 2 Listen and play Word Quest.



What's this?

Yes! What number is it?

Reading books.

Four.



listening to stories

watching DVDs

using a computer

reading books

reading magazines

looking for information

doing (your) homework

writing an email






## Lesson 2



## 1 Listen and read.

# Secrets in the Library




Pupils listen to the story and point to the pictures.

Look! Let's read magazines!  
What's happening?







## 2 Listen and say.

peacock reading tree magazine  
music listening Tim sitting

Tim and his peacock  
are sitting under a tree.  
They're listening to music  
and reading magazines.

## phonics



## Lesson 3

### 1 Look, choose and say.

1



using / doing homework

3



watching / listening to DVDs

2



using / looking for a computer

4



writing / reading a book

### 2 Read and write in your notebook.

1 reading

meaiagzns



4 listening to

sertois



2 looking for

iarfinoomnt



5 doing

heomkrwo



3 writing an

ialme



6 using a

ctpeumro



### 3 Make your mini-flashcards.

### 4 Ask and answer.

Are you using  
a computer?

Yes, I am.

Are you looking  
for information?

No, I'm not.



**Remember!**

Are you **reading** magazines?  
Yes, I **am**. / No, I'm **not**.





## Lesson 4



### 1 Listen and read.

Are you going to the library?

Yes, I am. My brother Ron is doing his homework in the library.

Is he using a computer?

Yes, he is. He is looking for information on the Internet.

I'm going to the library, too. My little brother is listening to stories there.

No, he isn't. He's reading magazines.

Is he reading books, too?

### 2 Look, ask and answer.



Kate



Emma



Alex



Ben

### Remember!

Is he/she **using** the computer? Yes, he/she **is**. / No, he/she **isn't**.  
He's/She's **reading** magazines.

### 3 Read and write in your notebook.

● Holly	What are you doing in the library?
★ Techna	I'm  books, and you?
● Holly	I'm doing my , and my brother  using a computer.
★ Techna	he watching DVDs?
● Holly	No, he . He is  an email.

Pupils listen and read the dialogue.  
Pupils make dialogues in pairs, using the prompts.  
Pupils read and complete the dialogue. Then they write the dialogue in their notebooks.





## Lesson 5



### 1 Listen, read and say.



I'm writing in my **notebook**.

She's writing in her **diary**.

Come on! Have a quick look  
at our **comic** and **dictionary**!



### 2 Listen and point. Write in your notebook.



### 3 Listen, read and act out.



Great pictures!

Oh no!







# Learn about things to read


1

## Lesson 6

### 1 Find and write in your notebook.

Imfagcomicaerwanotebookzgolouemailjkehsdictionarymitre

1 Tom's reading a book, a magazine and a .

2 You're doing your homework in a .

3 She's writing an  to her teacher.

4 I'm looking for information in a .



### 2 Listen and answer.



### 3 Read and say True or False. Listen and check.

## Alphabets by Olga



γάτα

This is Greek writing.  
This word means 'cat'.  
The Greek alphabet is very old.  
Some English words come from Greek, for example 'planet' (πλανήτης).



宮

This is Chinese writing.  
This word means 'palace'.  
The Chinese alphabet is very different to English. You can read from left to right, from top to bottom or from right to left.



هرم

This is Arabic writing.  
This word means 'pyramid'.  
You read from right to left.  
There are twenty-eight letters in the Arabic alphabet.  
How many letters are there in your alphabet?

- 1 Greek is old.
- 2 English words don't come from Greek.
- 3 You can read Chinese from top to bottom.
- 4 You read Arabic from left to right.
- 5 There are twenty-seven letters in the Arabic alphabet.





## Lesson 7

### 1 Read and match with your fingers.

- 1 watching
- 2 listening to
- 3 reading
- 4 looking for
- 5 using
- 6 doing

- a a magazine
- b a computer
- c DVDs
- d homework
- e stories
- f information

### 2 Find and write in your notebook.



D	L	Q	L	J	U	W	T	P
I	Z	Y	R	A	J	D	C	C
C	A	R	E	M	A	I	V	O
T	B	G	U	R	X	A	M	M
I	C	R	F	P	R	R	W	I
O	V	R	O	A	R	Y	M	C
N	O	T	E	B	O	O	K	V
A	D	U	S	I	X	T	T	C
R	M	A	G	A	Z	I	N	E
Y	Z	D	K	E	D	N	I	G



### 3 Read and write in your notebook.

1 A: Is Donna reading books in the library?

B: No, she .

2 A: you using a dictionary?

B: Yes, I am.

3 I writing a story in my notebook.

4 Are you for information about Harry Potter?








## Lesson 1



## 1 Listen, read and sing.

I like animals!  
Different kinds of animals.  
Rhinos, cheetahs and tigers, too.  
And do you like gorillas?  
Yes, I do!

I love animals!  
Different kinds of animals.  
Whales, dolphins and seals, too.  
And do you like kangaroos?  
Yes, I do!



## 2 Listen and play Word Quest.



What's number four?

Yes, it is. Spell it,  
please.

A cheetah.

C - H - E - E - T - A - H.



1 	2 	3 	4 	5 
6 	7 	8 	9 	10 
tiger	zebra	gorilla	cheetah	kangaroo
bear	rhino	whale	dolphin	seal





## Lesson 2




## 1 Listen and read.

Welcome children!  
Have fun. Be careful  
with your bags. There's  
a thief in the park!

# ANIMAL PARK

## Catch the Thief!



Pupils listen to the story and point to the pictures.

I like dolphins. They're intelligent.  
I don't like tigers. They're scary.







## 2 Listen and say.

gorilla kangaroo green grapes  
jump giraffe oranges  
juggles

Gorilla and kangaroo  
jump and clap  
as giraffe juggles  
oranges and green grapes.

## phonics






## Lesson 3



1 Listen and point. Match with your fingers.



kangaroo

tiger

bear

zebra

cheetah

2 Read and write in your notebook.

gorilla

rhino

whale

seal

dolphin

- 1 This is a blue . It lives in the ocean. It is very big!
- 2 This has got a long nose. It's friendly and intelligent.
- 3 A comes from central Africa. It's big and black.
- 4 A lives in the water and on land. It eats small fish.
- 5 This comes from Asia. It has got four strong legs and eats grass.

3 Make your mini-flashcards.

4 Ask and answer.

Do you like dolphins?

What animals do you like?

Yes, I do.

No, I don't.

I like ...

**Remember!**

Do you like seals?  
Yes, I do. / No, I don't.



## Lesson 4



### 1 Listen and read.



What's your favourite animal?

I think they are scary.

I like dolphins. This is for my dad. He likes dolphins, too. They are intelligent.

I like tigers. This is for my sister. She likes tigers, too.

What animals do you like?




### 2 Look and say.



Matt



Amy



### Remember!

I like dolphins.  
He/She likes dolphins, too.

### 3 Read and write in your notebook.

☉ Zoe	's your favourite animal?
❖ Max	I  seals and .
☉ Zoe	My friend  , too.
❖ Max	you like dolphins?
☉ Zoe	, I .

Pupils listen and read the dialogue.  
Pupils make sentences, using the prompts.  
Pupils read and complete the dialogue. Then they write the dialogue in their notebooks.





## Lesson 5



### 1 Listen, read and say.

Let's find out what animals eat.

Dolphins eat **fish**.

Gorillas eat **fruit**.


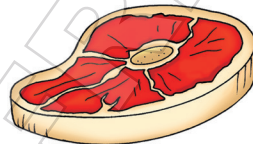

Kangaroos eat **plants**

and tigers eat **meat**.

Now we know what animals eat. (x2)



### 2 Listen and point. Write in your notebook.



### 3 Listen, read and act out.

**A Dog's Day**

1 Hello, Scotty.

Hi, Yorkie. I'm hungry. Let's look for some food.

2 What's that?

It's fish! Oooh! I don't like fish!

3 Look! Lettuce and carrots.

No, thank you! I don't like plants.

4 It's a bowl of fruit!

Gorillas eat fruit. I'm not a big gorilla!

5 Mmm! This is great! I like meat.

Hello!

You're big, Jack. Are you a gorilla?

YORKIE

SCOTTY

JACK



# Learn about animal food

## Lesson 6

### 1 Read and write in your notebook.

meat plants fish fruit

1 Seals are very funny and they eat .

2 Kangaroos can jump and they eat .

3 Gorillas are very intelligent and they eat .

4 Tigers live in the jungle and they eat .



### 2 Listen and answer.



### 3 Read and answer. Listen and check.

## Australian Animals by Charlie

### Red Kangaroo



This is a red kangaroo. It lives in big groups in Australia. The red kangaroo eats fruit and plants. It jumps very fast. It has got very strong legs and short arms. Kangaroos have got pouches. Their babies sit in the pouch for eight months!

### Australian Dingo



This is an Australian dingo. It's a wild dog. The dingo lives in the forests in Australia. It lives alone or in groups. It eats meat. Dingoes make special sounds, but they don't bark like dogs. Some dingoes live at home as pets.

1 Where does the red kangaroo live?

2 What does the red kangaroo eat?

3 Where does the red kangaroo's baby sit?

4 Where does the Australian dingo live?

5 What does the Australian dingo eat?





## Lesson 7



1 Listen and write in your notebook. Read and point.



2 Match and write in your notebook.



1 Seals and eat .



2 and eat .



3 and eat .



4 eat .

3 Read and write in your notebook.

1 I bears – they are scary!

2 I seals – they are funny! They eat fish.

3 My brother dolphins – they are intelligent!

4 you whales? Yes, I .

