



Lesson 1



1 Listen, read and sing.

A giant body
and scary claws.
Let's sing about
dinosaurs.
Has it got a tail?
Yes, it has.
Has it got wings?
Yes, it has.
And it's got a head
and eyes, too.
And I can see it
looking at you.



A giant body
and scary claws.
Let's sing about
dinosaurs.
Has it got a mouth?
Yes, it has.
Has it got legs?
Yes, it has.
And it's got a neck
and teeth, too.
And I can see it
looking at you.
RUN!



2 Listen and play Word Quest.




What's in picture
number 10?

Yes, it is.
Spell it, please.

A body.

B - O - D - Y.



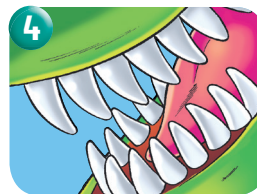
wings




a tail




a mouth



teeth



legs



a neck




a head



eyes



claws



a body








Lesson 2



1 Listen and read.

Dinosaurs at the Museum





2 Listen and say.

dinosaur basketball
dog orange socks spotty


Dinosaurs in orange socks
play basketball with spotty dogs.

phonics




Lesson 3

1 Look, read and choose.



Look, it's a stegosaurus!

It's got a very small
head / body.



Look, it's a T-rex!

It's got big wings / teeth.




Look, it's a triceratops!

It's got a long neck / tail.

2 Look, read and write in your notebook.


head wings neck tail

1




This is a pterodactylus.

It's got big  so it can fly.

It hasn't got a .

2



This is a diplodocus.

It's got a very long ,

and a small .

3 Make your mini-flashcards.

4 Ask and answer.

Has it got
wings?

Has it got
four legs?

Yes, it has.

No, it hasn't.

Remember!

Has it got sharp teeth?
Yes, it has. / No, it hasn't.



Lesson 4



1 Listen and read.



Think of a dinosaur.
Has it got a tail?

Yes, it has.

Have you got
a T-rex?





No, I haven't.

Have you got
a diplodocus?

Yes, I have.



2 Look and say.






	 pterodactylus	 diplodocus	 T-rex	 triceratops
big body	X	✓	✓	✓
scary claws	✓	X	✓	X
very long neck	X	✓	X	X
wings	✓	X	X	X

It's got a big body and a very long neck.

Remember!

Have you got a T-rex?
Yes, I have. / No, I haven't.

3 Read and write in your notebook.

► Suzie	 you got a pet?
► Jack	Yes, I  . It  got scary claws.
► Suzie	 it got big teeth?
► Jack	Yes, it  .
► Suzie	You've got a rat!

Pupils listen and read the dialogue.
Pupils make sentences, using the prompts.
Pupils read and complete the dialogue. Then they write the dialogue in their notebooks.



Lesson 5




1 Listen, read and say.

Big or small. Big or small.

Tall or short. Tall or short.

Fast or slow. Fast or slow.



It's got big claws.

It's got big claws.

What is it? What is it?

It's a dinosaur.

It's a dinosaur.



2 Listen, find and point. Match with your fingers and say.



big



fast



slow


short



tall



small



3 Listen, read and act out.

A Dog's Day





Lesson 6

1 Look, choose and write in your notebook.

1  big / small fast / slow It's a bear. It's  and .

2  tall / short fast / slow It's a giraffe. It's  and .

3  tall / short fast / slow It's a snail. It's  and .



2 Listen and answer.



3 Read and answer. Listen and check.

Dinosaurs of Today by Olga

The Galápagos Tortoise



A giant Galápagos tortoise has got a big shell, a small head and four short legs. It is about one metre tall and one metre long. It's very slow. It can't run. It eats plants, fruit and grass.

The Komodo Dragon



A Komodo dragon has got a long tail, sharp teeth and big claws. It can climb trees and swim very well. It eats meat.

1 How many legs has a giant Galápagos tortoise got?

2 How tall is a giant Galápagos tortoise?

3 What does the tortoise eat?

4 What has a Komodo dragon got?

5 What can a Komodo dragon climb?

6 What does the Komodo dragon eat?



Lesson 7

1 Look and write in your notebook.

claws

teeth

tail

mouth

body

1



2



3



4



5



2 Read and match with your fingers.

- 1 This animal is very slow.
- 2 This animal has got a very long neck.
- 3 This animal has got wings and a big tail.
- 4 This animal is very fast.
- 5 This animal has got scary teeth and claws.



3 Ask, answer and draw in your notebook.

Has it got ...?

Yes, it has.

No, it hasn't.



a big / small body?

a long / short neck?

wings?

a big / small head?

a long / short tail?

big / small eyes?

scary claws?

big teeth?





Lesson 1



1 Listen, read and sing.



I'm so hungry,
I want something to eat!
Do you want to eat sandwiches?
No, I don't.
Do you want to eat chicken?
Yes, I do.
I want to eat chicken.
Mmm, chicken and salad, too!
I'm so hungry,
I want something to eat!
Do you want to eat sausages?
No, I don't.
Do you want to eat meatballs?
Yes, I do.
I want to eat meatballs.
Mmm, meatballs and spaghetti, too!



2 Listen and play Word Quest.



What's number 3?

It's salad.

Do you like salad?

Yes, I do.



1



2



3



4



5



6



7




8



9



10



sandwiches

chicken

salad

sausages

potatoes

eggs

meatballs

spaghetti

ice cream

chocolate



Lesson 2



1 Listen and read.

THE FOOD MACHINE

1 We're in Space! Look at the aliens. Have they got the cup?

2 It's a food machine! Mmm ... spaghetti, sausages, chicken, salad ... What do you want to eat? Press a button, Olga.





3 What about spaghetti? OK! Can we have spaghetti, please?

4 Yuck! A spaghetti sandwich! I don't want a spaghetti sandwich!

5 OK. How about sausages? And ice cream! Sausages and ice cream. Oh no! A sausage and ice cream sandwich!

6 What do you want to eat? I know! We want to eat chicken and salad, please. Chicken and salad. Fantastic! Chicken and salad sandwiches!





2 Listen and say.

Charlie likes fish and chips for lunch,
but his cheetah likes shiny shoes.



Phonics



Lesson 3

1 Look and write in your notebook.

swiachned

esgg

ssagueas

caootlhce

sgaethtpi

1



2



3



4



5



2 Match with your fingers and write in your notebook.

1



I want



.

2



What about



?

3



Can I have



?


4



How about



?



3 Make your mini-flashcards.

4 Ask and answer.

What do you
want to eat?

I want to eat ...

I don't want to eat ...

Remember!

What do you want to eat?
I **want** to eat potatoes.
I **don't want** to eat chicken.



Lesson 4



1 Listen and read.



I'm hungry. Look!
Let's have spaghetti.

OK.
And Keira?

I don't like spaghetti,
but Daniel wants to eat
spaghetti. He loves it.

Keira wants to eat
salad. She likes it.



2 Look and say.



Emily	✓	✓	✓	
James	✓	✓		✓

Remember!

He/She wants to eat chicken.

3 Read and write in your notebook.

Laura	What you want to eat?
Matt	How about meatballs?
Sam	I want meatballs. Can I have chicken, please?
Laura	Matt to eat chicken, too.
Matt	, I don't. I to eat spaghetti.

Pupils listen and read the dialogue.
Pupils make sentences, using the prompts.
Pupils read and complete the dialogue. Then they write the dialogue in their notebooks.



Lesson 5



1 Listen, read and say.

From **the Earth**, at night,
we can count the **stars**
and see the **planets** and **the Moon**.
It's daytime now, here comes the Sun.
Goodbye stars, see you soon!




2 Listen and point. Write in your notebook.



3 Listen, read and act out.

A Dog's Day







Learn about the solar system

Lesson 6

1 Read and write in your notebook.

planets the Earth the Moon stars

- 1 Astronauts call  'the blue planet' because there is a lot of water.
- 2 There are other  in space, like Mars, Venus and Saturn.
- 3 In the sky there are many  .
- 4 We see the Sun at daytime and  at night.

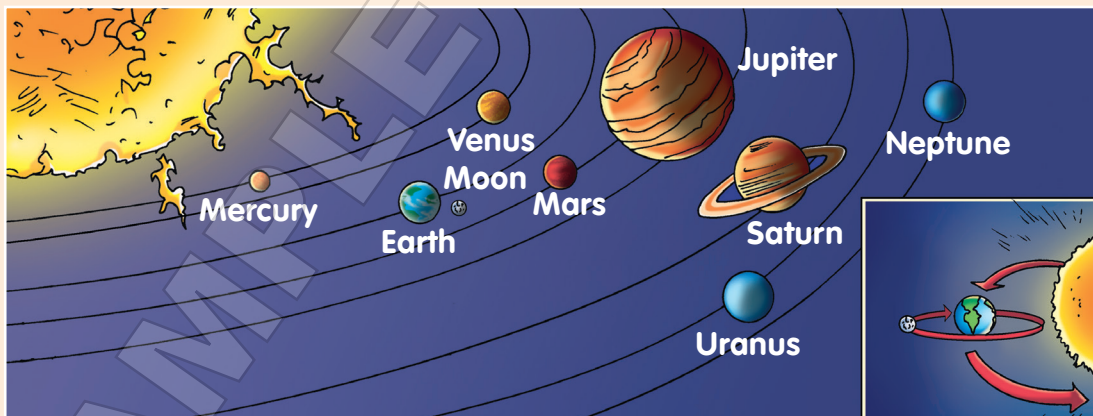


2 Listen and answer.



3 Read and say True or False. Listen and check.

Our Solar System by Anna



Our solar system has got eight planets. This is our planet, the Earth. Planets orbit the Sun. This is our Moon. It travels on an orbit around the Earth. Mercury and Venus haven't got a moon, but Jupiter and Saturn have got over 60 moons! The Sun isn't a planet. It's a big star. It's very hot.

- 1 Our solar system has got six planets.
- 2 The Earth goes around the Sun.
- 3 The Earth isn't a planet.
- 4 The Moon travels around the Earth.
- 5 The Sun is a big star.

Lesson 7



1 Listen and choose. Act out.

I'm hungry.

What / How do you want to eat?

I **like / want** meatballs, please.

Do you **want / like** potatoes?

No, I don't. I don't **want / like** potatoes.


And for your dad?

He **wants / want** to eat salad.

Meatballs and a salad. Here you are.

Thank you. It's delicious!

2 Look and write in your notebook.


☐ ☐ ☐ ☐ ☐ ☐ ☐ ☐ ☐ ☐

☐ ☐ ☐ ☐ ☐ ☐ ☐ ☐ ☐ ☐

☐ ☐ ☐ ☐ ☐ ☐

☐ ☐ ☐ ☐ ☐ ☐ ☐

☐ ☐ ☐ ☐ ☐ ☐

3 Read and draw in your notebook.

It's night. I can see ten stars
and three planets.

One planet has got two moons.

It's Mars – the red planet!






Lesson 1



1 Listen, read and sing.



In the morning,
I get up,
I have a shower
and get dressed.
I have breakfast,
I go to school
and study hard
with friends like you.
I study English,
I study maths.
I have lunch
and play games, too.
Then I go home
and I have dinner.
I go to bed, in my bedroom.



2 Listen and play Word Quest.



Get up?

Have a shower?

Yes!

No!



get up



have a shower



get dressed



have breakfast



go to school



study



have lunch



go home



have dinner



go to bed






Lesson 2



1 Listen and read.

A Trip to London






2 Listen and say.

Ruth boots school two
up but

Ruth gets **up**, puts on her **boots**, and reads a book, **but** she doesn't go to **school** until **two**.

phonics



Lesson 3



1 Listen and point.

Get dressed!

Go home!



Go to school!

Get up!

Have dinner!

2 Match with your fingers and say. Write in your notebook.

1 have

2 go

3 go

4 have

5 get

a dressed

b to school

c lunch

d to bed

e a shower



3 Make your mini-flashcards.

4 Ask and answer.

Does your ...
have breakfast?

Yes, he/she does.

No, he/she doesn't.



Remember!

Does he/she study at home?
Yes, he/she **does**. / No, he/she **doesn't**.

Pupils listen and point to the right instructions.
Pupils match the words to make phrases, using their fingers and say the phrases.
Then they write the activities in order in their notebooks.
Pupils make their Unit 6 mini-flashcards. Pupils ask and answer questions in pairs.



Lesson 4



1 Listen and read.

Hi! Can I ask you some questions about your brother?

Yes.

What does he do every day?

He gets up.
He goes to school.

Does he have lunch at school?

Yes, he does.

Does he have a shower after dinner?

No, he doesn't have a shower after dinner.
He has a shower after breakfast.

2 Look and say.



Suzie



Mia



Harry



Alex

Remember!

He/She **doesn't get** up at 6. He/She **goes** to bed at 10.
He/She **has** breakfast. He/She **stud**ies English.

3 Read and write in your notebook.

☐ Tom	Tell me about your sister. What time does she get up?
☼ Monica	She up at 7 and she to school at 8.
☐ Tom	she have lunch at school?
☼ Monica	No, she . She have lunch at school. She lunch at home.

Pupils listen and read the dialogue.
Pupils make sentences, using the prompts.
Pupils read and complete the dialogue. Then they write the dialogue in their notebooks.



Lesson 5



1 Listen, read and say.

It's seven o'clock in the morning.
It's time to get up, Fred.

It's one o'clock in the afternoon.
It's time for lunch, Fred.

It's half past nine at night.
Why aren't you in bed, Fred?



2 Look and write in your notebook. Listen and check.

1 I study in



4 I go to bed at



2 Get up! It's



5 I have breakfast in



3 It's



. Lunch is ready.



3 Listen, read and act out.

A Dog's Day

1 Hello, Scotty!
Hello, Yorkie. Welcome to London!

2 Here's Big Ben.

3 Look! Here's London Bridge.
Where's the bus?

4 There! Jack, come here!

5 Hello!
Jack, are you a London bus?





Lesson 6

1 Read and choose.

- 1 We have breakfast at eight o'clock **at night** / **in the morning**.
- 2 We have dinner at **four** / **twelve** o'clock.
- 3 We get up in the **morning** / **afternoon**.
- 4 We go home at five o'clock **in the afternoon** / **at night**.




2 Listen and answer.



3 Read and say True or False. Listen and check.

Time Zones by Olga



Olga



Malina



Paweł



Matt

There are different time zones in the world.

In Liverpool it's 7 o'clock in the morning. I'm at home. I get up at 7.

In Warsaw it's 8 o'clock in the morning. Paweł is at school. He goes to school at 8.

In Sydney it's 6 o'clock in the afternoon. Matt is at home. He has dinner at 6.



In Honolulu it's 9 o'clock at night. Malina is at home. She goes to bed at 9.

- 1 Olga goes to school at seven o'clock in the morning.
- 2 Paweł lives in Sydney.
- 3 Matt has dinner at six o'clock.
- 4 When it's six o'clock in the afternoon in Sydney, it's seven o'clock in the morning in Liverpool.
- 5 Malina lives in Honolulu.
- 6 Malina goes to bed at ten o'clock.



Lesson 7

1 Look and write in your notebook.



1 At half Anna has .

3 At .

2 At Anna .

4 .

2 Read and say.



Monica

have breakfast

07:00

get up

go to school

07:30

have a shower

have lunch

13:00

study

go home

18:00

have dinner



Peter

Monica has breakfast at seven o'clock. She ...

Peter gets up at seven o'clock. He ...

3 Ask and answer.

What time do you get up?

I get up at half past six in the morning. And you?



go home

have dinner

have lunch

go to bed

get dressed


have breakfast

get up

go to school



Revision & Culture




1 Read and say True or False.


- 1 There's an alien with two mouths and four wings.
- 2 The orange alien is having breakfast.
- 3 The boy wants to eat sausages.
- 4 The woman wants to eat spaghetti.
- 5 It's half past twelve.
- 6 The red alien has got a short tail.
- 7 The green alien has got three eyes and three legs.
- 8 There are three flying aliens.
- 9 The orange alien wants to eat meatballs.

There's an alien with two mouths and four wings.

True. It's in A2.



2 Look and find.



Pupils look at the picture and decide whether the sentences are true or false.
Pupils find a hidden word in the picture puzzle.

Revision: Units 4, 5 and 6





3 Listen, read and answer.



1



This family is having breakfast. In England children eat cereal and drink orange juice for breakfast. They go to school at half past eight.

2



These two boys are eating lunch at school. It's half past twelve and they are having a salad and a sandwich.

3



At five o'clock people drink tea with their friends or family. In England people drink tea with milk and sugar.

- 1 What do the children in England eat for breakfast?
- 2 What time do the children have lunch at school?
- 3 What do people in England drink at 5 o'clock?

4 Read and write in your notebook.

Writing plan

Meal: dinner

Time: 18:00

Menu: meatballs

Drink: water

Does she like meatballs?

♥ love

😊 like ✓

☹ don't like



Zosia is nine and she lives in Olsztyn.

She eats  at  with her parents.

She has  for dinner and she drinks .

She  meatballs.

