

4

Crocodile tears

Lesson 1

1  2.30 Listen, look and point. Repeat. Read the words.



2  2.31 Listen and play Annie's album game.



ear



tummy



tooth



neck



back




finger



toe

3  2.32 Listen, point and sing Annie's song. Act out.



4 Play Annie says.



• **Language:** ears, tummy, tooth, neck, back, fingers, toes; nose, eyes, mouth, arms, legs; Keep moving; Touch your (tummy).



Lesson 2



- 1 Look, find and say.
- 2  2.33 Listen, point and sing *What's the matter?* Say.





- 3  2.36 Read, ask and say. Listen and check.

1  What's the matter? 

2  What's the matter? 

3  What's the matter? 

4  What's the matter? 

- 4 Make the mini-flashcards. Play *What's the matter?*





• Language: head, neck, back, tooth, ear, tummy, fingers, toes; *What's the matter?*; *I've got (a back) ache.*




Lesson 3

Let's read a story!




1 2.37 Listen to the story. Point.





2 2.38 Listen and count. Read, think and say.



3 Choose and draw in your notebook. Say.

• **Language:** headache, tummy ache, earache, toothache; crocodile, turtle, mouse, frog, monkey; What's the matter?; I've got (a toothache).


Lesson 4

1 2.39 Listen and respond to the words.

2 Read, match with your fingers and say. Write the words in your notebook.

- back
- neck
- head
- tooth
- tummy
- ear

Example: 1. head



3 2.40 Listen, point and sing *Snap, snap, snap!* Act out the song.

4 Look and read. Match with your fingers and say.

5 2.43 Listen, read and say the *Bug twister!*

What's the matter?	What's the matter?	What's the matter?
I've got a ...	I've got an ...	I've got a ...

I've got a terrible toothache and a terrible tummy ache.

• Language: head, neck, tummy, ear, tooth, back; What's the matter?; I've got (a tummy) ache.

Lesson 5

1 2.44 Listen and point. Read and repeat.



tired



hot



cold



hungry



thirsty



bored

2 2.45 Listen to the *Oh, dear. Look at you!* chant and point. Repeat. Act out.



3 Play A drama game.

4 Ask, say and guess.




What's the matter?

I'm hungry.


• Language: tired, hot, cold, hungry, thirsty, bored; head, back, tummy, legs, fingers; What's the matter?; I'm (tired).; My (head) hurts.

Lesson 6

1 2.46 Listen, look and match with your fingers.



2 Think and say.



3 Make the feelings cards. Say.

4 Play the *Feelings game*.




5 Talk about you.

• Language: hungry, cold, hot, tired, thirsty, bored; What's the matter?; I'm (hungry); Have (a banana).

Lesson 7

1 2.47 Listen and sing the song *Mr Crocodile*. Act out.



2 2.48 Listen to the dialogue. Repeat. Play *Can we cross the river, Mr Crocodile?*

3 2.49 Listen, find and point.



hide and seek



hopscotch



tag

4 Draw and write in your notebook. Say.



My favourite game
is zbijak.

• **Language:** crocodile, monkey, tree; *Can we cross the river, Mr Crocodile? Yes, if you've got (blue eyes); My favourite game is (hopscotch).*

Lesson 8

Unit review

1 2.50 Listen, find and point. Say the number. Repeat.

2 Write the sentences in your notebook.


- back
- neck
- tummy
- ear
- tooth
- head

Example: 1. I've got an earache.



3 2.51 Listen, read and match with your fingers. Ask and say.

- 1 I've got a tummy ache.
- 2 I've got an earache.
- 3 I've got a toothache.




4 2.52 Listen, read and say.

- tired
- hot
- hungry
- cold
- thirsty
- bored



Go to Gary's picture dictionary on page 83.





Cumulative review

1 2.53 Listen, find and point.

2 Play *I spy with Bugs eye*.



3 Read, look and find. Say what's missing.

head

shorts

kitchen

tummy

mouse


garden

crocodile

coat

4 2.54 Listen and count. Read, think and say.

My work is ...!



Units
3 and 4
Review


Bugs board game



A world of healthy living

1 3.1 Listen, point and repeat.

2 3.2 Listen, look and say.



eat well



sleep well




do exercise



drink water

Lucy's Lab – Find out about health



3 Find out about your heart.



plasticine



straw



tape



timer



5

The Wild Wasps

Lesson 1

1  3.5 Listen, look and point. Repeat. Read the words.



2  3.6 Listen and play Annie's album game.



soup



salad



pizza



cabbage



chips




meatballs



pasta

3  3.7 Listen, point and say Annie's chant. Do this  or this . Repeat.




4 Play Repeat if it's true.

• **Language:** soup, salad, pizza, cabbage, chips, pasta, meatballs; Do you like (soup)?; Yes, I do/No, I don't; I like (salad); I don't like (meatballs).

Lesson 2

- 1 Look, find and say.
- 2  3.8 Listen, point and sing *What's on the menu today?* Ask and say.



- 3  3.11 Listen, read and match with your fingers. Ask and say.

- 1 Can I have some soup, please?
- 2 Can I have some pasta, please?
- 3 Can I have some chicken, please?





- 4 Make the mini-flashcards. Play *The menu game*. 

• Language: soup, salad, pizza, cabbage, chips, pasta, meatballs, chicken; *What's on the menu?; There's (soup and salad); Can I have some (chicken), please? Yes, of course.*


Lesson 3

1  3.12 Listen to the story. Point.





2 3.13 Listen and count. Read, think and say.



3 Imagine and draw in your notebook. Say.

• **Language:** soup, salad, pizza, cabbage, chips, pasta, meatballs, chicken; Can I have some (chicken)?; Yes, of course; Here you are; Thank you.


Lesson 4

1 3.14 Listen and say the missing words.

2 Read, match with your fingers and say. Write the words in your notebook.

- soup salad pizza cabbage chips pasta meatballs chicken

Example: 1. chips



3 3.15 Listen, point and sing *The Wild Wasps* song. Say. Act out.

4 Look, read and match with your fingers. Say.

5 3.18 Listen, read and say the *Bug twister!*

Can I have some meatballs and cabbage, please?



• Language: soup, pizza, chicken, chips, cabbage, pasta, salad, meatballs; Can I have some (soup), please?; Here you are; Thank you.

Lesson 5

1 3.19 Listen and point. Read and repeat.



breakfast



lunch



tea



dinner



snack

2 3.20 Listen to the *Munch, munch, munch!* chant and point. Repeat. Act out.



3 Play *Breakfast, lunch or dinner*.

4 Look and say. Talk about you.



• **Language:** *breakfast, lunch, tea, dinner, snack; soup, pizza, chicken, chips, cabbage, pasta, salad, meatballs, eggs, yoghurt, apple, banana; I eat (eggs) for (breakfast).*

Lesson 6

1  3.21 Listen, find and point. Say.




2 Think, plan and say.



My plan is to eat eggs
for breakfast, ...

3 Make the meal cards. Say. 

4 Make your Meal plan.




5 Plan an ideal meal.

• Language: *breakfast, lunch, tea, dinner, snack; My plan is to eat (cereal) for (breakfast).*

Lesson 7

1 3.22 Listen, point and say the chant *The lunch train*. Act out.



2 3.23 Listen to the dialogue. Repeat. Act out.

3 3.24 Listen, find and point.




roast beef

chicken curry

fish and chips

4 Draw and write in your notebook. Say.



I love pierogi.

• **Language:** water, cheese, biscuits, roast beef, apple pie, soup, chicken curry, fish and chips; My favourite meal is (lunch); I love (chicken curry).

Lesson 8

Unit review

1 3.25 Listen, find and point. Say the number. Repeat.

2 Write the questions in your notebook.

soup

salad

pizza

chicken


cabbage

chips

pasta

meatballs

Example: 1. Can I have some pasta, please?




3 3.26 Read and choose. Listen and check. Ask and say.

1 Can I have some pasta and salad, please?

2 Can I have some meatballs and cabbage, please?

3 Can I have some soup and pizza, please?



4 3.27 Listen, read and say.

chips

salad

toast

meatballs

cereal

pizza

sandwich

apple



I eat ... for breakfast.


I eat ... for a snack.

I eat ... for lunch.

I eat ... for tea.

I eat ... for dinner.

Go to Gary's picture dictionary on page 84.





Cumulative review

1 3.28 Listen, find and point.

2 Play *I spy with Bugs eye*.



3 Read, look and find. Say what's missing.

salad

pizza

kitchen

back

duck


meatballs

coat

jumper

4 3.29 Listen and count. Read, think and say.

My work is ...!



6

Holiday surprise

Lesson 1

1 3.30 Listen, look and point. Repeat. Read the words.



2 3.31 Listen and play Annie's album game.



cinema



funfair



zoo



water park



swimming pool



sports centre



museum

3 3.32 Listen and choose. Say Annie's chant. Repeat.

A




B

4 Play Memory.

• Language: cinema, funfair, zoo, water park, swimming pool, museum, sports centre; Is there (a funfair) in town?; Yes, there is./No, there isn't.

Lesson 2

- 1 Look, ask and say.
- 2 3.33 Listen, point and sing *Do you want to go to the funfair? Say.*



- 3 3.36 Listen, read and match with your fingers. Ask and say.

- 1 Do you want to go to the cinema?
- 2 Do you want to go to the park?
- 3 Do you want to go to the funfair?

a

b

c

- 4 Make the mini-flashcards. Play *Let's go!*


• Language: cinema, swimming pool, sports centre, museum, funfair, water park, zoo, park; Do you want to go to the (funfair)?; Yes, I do./No, I don't.


Lesson 3

Let's read a story!




1 3.37 Listen to the story. Point.





2 3.38 Listen and count. Read, think and say.



3 Draw in your notebook and say.

• **Language:** cinema, swimming pool, sports centre, museum, funfair, water park, zoo, park; Do you want to go to the (funfair)?; Yes, I do/No, I don't; I want to go to the (zoo).

Lesson 4

1 3.39 Listen and say the missing words.

2 Read, match with your fingers and say. Write the words in your notebook.

cinema

swimming pool

sports centre

museum

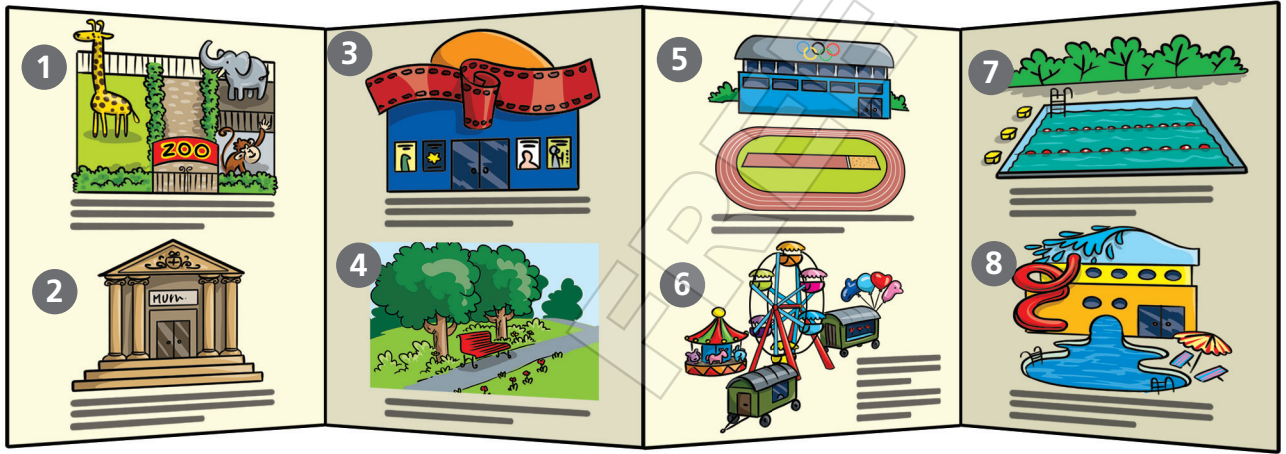
funfair

water park

zoo

park

Example: 1. zoo

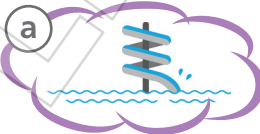


3 3.40 Listen and sing *The holiday surprise* song. Say. Act out.

4 Look, read and match with your fingers. Ask and say.

5 3.43 Listen, read and say the *Bug twister!*

1 Do you want to go to the funfair?



2 Do you want to go to the zoo?



3 Do you want to go to the water park?



Close your eyes! It's a holiday surprise!
It's the ... zoo.



• Language: Do you want to go to the (funfair)?; Yes, I do/No, I don't; Where are we? It's the (zoo).

Lesson 5

1 3.44 Listen and point. Read and repeat.

1 	2 	3 	4 	5
swim	walk	play football	ride a bike	roller-skate

2 3.45 Listen to the *I ride a bike in the park* chant and match with your fingers. Repeat. Act out.

1 	2 	3 	4 	5 	6
a 	b 	c 	d 	e 	

3 Play Sentence chain.
























4 Look and say. Talk about you.

<p>I roller-skate in the park.</p>	<p>I swim ...</p>	<p>I ride a bike ...</p>	<p>I play ...</p>
1 	2 	3 	4

• Language: swim, walk, play football, ride a bike, roller-skate; I (ride a bike) in the park.

Lesson 6

1  3.46 Listen and choose. Repeat. Say.

	1 	2 	3 
			
			
			
			
			


2 Think and say.



I can ...

3 Make and complete the evaluation cards. Say. 

4 Play Evaluation groups.



5 Choose, draw and say.

• Language: swim, play football, ride a bike, draw, sing; I can (swim) (well); I can't (ride a bike).

Lesson 7


- 1 3.47 Listen, point and sing the *We're five miles from home* song. Act out.




- 2 3.48 Listen to the dialogue. Repeat. Act out.
- 3 3.49 Listen, find and point.



science museum




castle



safari park

- 4 Draw and write in your notebook. Say.



I want to go to a funfair.

Lesson 8

Unit review

1 3.50 Listen, find and point. Say the number. Repeat.

2 Write the questions in your notebook. Ask and say.

cinema

swimming pool

park

sports centre


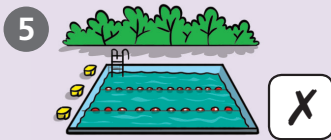
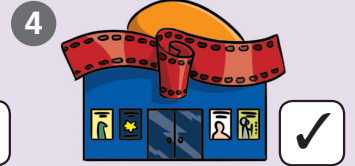
museum

funfair

water park

zoo

Example: 1. Do you want to go to the sports centre?




3 3.51 Read and match with your fingers. Listen and check. Ask and say.

1 I want to go to the funfair.

2 I want to go to the zoo.

3 I want to go to the water park.



4 3.52 Listen, read and say.


swim

walk

play football

ride a bike

roller-skate



I ... in the sports centre.


I ... in the park.

I ... at school.

I ... in the mountains.

I ... in the swimming pool.

Go to Gary's picture dictionary on page 85.



1 Listen, find and point.

2 Play I spy with Bugs eye.



3 Read, look and find. Say what's missing.

funfair

salad

shorts

zoo

pizza

bedroom

museum

T-shirt

4 Listen and count. Read, think and say.

My work is ...!

