

**1** Uzupełnij zdania brakującymi wyrazami.


- Buying the sweatshirt at a 20% discount was such a **b** \_\_\_\_\_ that I couldn't resist it.
- Would you like me to w \_\_\_\_\_ the book for a gift?
- Do you think teenagers should have a bank a \_\_\_\_\_ ?
- Don't go to that shop - their shoes are **o** \_\_\_\_\_ , and you can buy the same ones cheaper somewhere else.
- I couldn't return the book because I'd lost the **r** \_\_\_\_\_ .
- Instead of looking for legal advice online, why don't you consult a professional **l** \_\_\_\_\_ ?

**2** Uzupełnij zdania rodzajami produktów i nazwami sklepów. Następnie dodaj do każdej wypowiedzi jedno zdanie rozwijające daną wypowiedź.

- When I need \_\_\_\_\_ , I always go to \_\_\_\_\_ .
- I will never buy \_\_\_\_\_ at \_\_\_\_\_ .
- In order to find \_\_\_\_\_ , I usually \_\_\_\_\_ .
- The last time I bought \_\_\_\_\_ , I shopped at \_\_\_\_\_ .

**3** Przetłumacz na język angielski fragmenty podane w nawiasach tak, aby otrzymać logiczne i gramatycznie poprawne zdania. W każdą lukę wpisz maksymalnie trzy wyrazy.

- I (*nie stać mnie*) \_\_\_\_\_ to buy a new game this month - I need to wait for my next pocket money.
- Why don't you (*zadzwońisz po elektryka*) \_\_\_\_\_ ? It's not safe to try to change the cables on your own.

**4**  Przeczytaj tekst. Spośród wyrazów podanych w ramce wybierz te, które poprawnie uzupełniają luki 1-3. Wpisz odpowiednią literę (A-F) obok numeru każdej luki. Uwaga! Trzy wyrazy zostały podane dodatkowo.

- |          |         |           |
|----------|---------|-----------|
| A faulty | B cash  | C damaged |
| D credit | E price | F bill    |

I've recently experienced some problems with online shopping. I decided to buy a watch without seeing it, mainly because it was half <sup>1</sup> \_\_\_\_\_. I decided to pay in <sup>2</sup> \_\_\_\_\_ on delivery. Unfortunately, when my order arrived, the package was <sup>3</sup> \_\_\_\_\_, so I refused to pay. Now the online shop wants to charge me extra for additional shipping.

**5** Wybierz 2 pytania z kwestionariusza ze str. 58. w podręczniku. Przepisz je, a następnie udziel na każde odpowiedzi w co najmniej dwóch zdaniach.

- \_\_\_\_\_
- \_\_\_\_\_

- 1 Odpowiedz na pytania zgodnie z treścią tekstów ze str. 60. w podręczniku.

Text A

- 1 What bike is Martin selling? Give two details.
- \_\_\_\_\_

- 2 When can you call the bike's owner?
- \_\_\_\_\_

Text B

- 3 Where does the 10% of the yard sale earnings go to?
- \_\_\_\_\_

- 4 What happens if nobody buys your bike?
- \_\_\_\_\_

Text C

- 5 What is the first day of the sale?
- \_\_\_\_\_

- 6 What gift do you get when you spend at least £200?
- \_\_\_\_\_

- 2 Uzupełnij luki w e-mailu zgodnie z treścią tekstów A, B i C ze str. 60. w podręczniku. Luki należy uzupełnić w języku angielskim.

< New message

Rob,

Remember when I told you I needed a new bike? Well, I think now is the right time to buy it. I've found three ads, and here's what I can get. If I want a new bike, there is a 25% discount on <sup>1</sup> \_\_\_\_\_ for the next <sup>2</sup> \_\_\_\_\_ weeks. Still, it's going to be more expensive than a second-hand one. To buy a used bike, I can call Martin, who is <sup>3</sup> \_\_\_\_\_ his old bike. I also might go to a yard sale, which takes place at the <sup>4</sup> \_\_\_\_\_. I guess I'll start from the yard sale. Do you want to go with me?

Let me know,

Philip

- 1 Napisz, co powiesz po angielsku w sytuacjach opisanych poniżej. Za każdym razem zaproponuj dwie wersje.

- 1 Sprzedawca w sklepie proponuje Ci darmowe pakowanie zakupów. Co powiesz?

a \_\_\_\_\_

b \_\_\_\_\_

- 2 Koleżanka zapomniała portfela. Zaproponuj rozwiązanie.

a \_\_\_\_\_

b \_\_\_\_\_

- 3 Kolega proponuje Ci pomoc w wyborze roweru, ale wolisz to zrobić sam.

a \_\_\_\_\_

b \_\_\_\_\_

- 4 Twoja mama zapomniała kupić pieczywa.

Zaoferuj pomoc.

a \_\_\_\_\_

b \_\_\_\_\_

- 2 Uzupełnij dialog, wpisując w każdą lukę brakujący fragment wypowiedzi. Wykorzystaj wyrazy podane w nawiasach, nie zmieniając ich formy.

X: <sup>1</sup>(hand) \_\_\_\_\_ with those groceries?

Y: Thanks, that's <sup>2</sup>(kind / you) \_\_\_\_\_.

X: OK, <sup>3</sup>(let / carry / to your car) \_\_\_\_\_ . It seems like a lot of food. Are you having guests?

Y: Yes, I am. Some of my classmates are coming to watch a film tonight. <sup>4</sup>(would / join) \_\_\_\_\_ ?


X: <sup>5</sup>(that / lovely) \_\_\_\_\_ . What time shall I come?

Y: At 8:00.


X: OK. <sup>6</sup>(bring / snacks) \_\_\_\_\_ with me?

Y: <sup>7</sup>(how / soda) \_\_\_\_\_ ? That's the only thing I haven't bought.

X: OK, I'll see you in the evening.

1   **Posłuchaj nagrania 22 do zad. 2. ze str. 62. w podręczniku i odpowiedz na pytania.**

- 1 How many days a week are the majority of shops in New York open?  
\_\_\_\_\_
- 2 How much did the girl pay for the phone repair service?  
\_\_\_\_\_
- 3 Why did the girl find it difficult to choose something at Smorgasburg?  
\_\_\_\_\_
- 4 What do people call New York?  
\_\_\_\_\_

2  **Posłuchaj nagrania 23 do zad. 4. ze str. 62. w podręczniku i uzupełnij luki w zdaniach.**

**Speaker 1**

The problem with the shopping was that the \_\_\_\_\_ was \_\_\_\_\_.

**Speaker 2**

The person bought \_\_\_\_\_ and paid only for one.

**Speaker 3**

The person got a new \_\_\_\_\_ because the old one \_\_\_\_\_.

**Speaker 4**

The person was shocked at \_\_\_\_\_ of various products in London.

3 **Odpowiedz na pytania.**

- 1 Do you like window shopping? Why? Why not?  
\_\_\_\_\_
- 2 Do you buy designer labels? Why? Why not?  
\_\_\_\_\_

1 **Przepisz zdania, używając strony biernej.**

- 1 We will invite at least a hundred guests to the wedding.  
\_\_\_\_\_
- 2 They opened this shopping centre 3 years ago.  
\_\_\_\_\_
- 3 Someone has blocked your debit card, I'm afraid.  
\_\_\_\_\_
- 4 A local factory produces sports equipment.  
\_\_\_\_\_
- 5 The postman usually delivers letters by noon.  
\_\_\_\_\_

2 **Uzupełnij pytania odpowiednią formą czasowników w podanych w nawiasach. Następnie udziel na nie odpowiedzi.**

- 1 Which mobile phone game \_\_\_\_\_ the most often by your peers? (**play**)  
\_\_\_\_\_
- 2 Which goods \_\_\_\_\_ by your country? (**export**)  
\_\_\_\_\_
- 3 Which of your clothes \_\_\_\_\_ by a famous brand? (**make**)  
\_\_\_\_\_
- 4 \_\_\_\_\_ your room \_\_\_\_\_ recently? (**tidy**)  
\_\_\_\_\_

3 **Uzupełnij zdania, wykorzystując wyrazy podane w nawiasach w odpowiedniej formie. Nie zmieniaj kolejności podanych wyrazów, natomiast – jeśli to konieczne – dodaj inne wyrazy. W każdą lukę wpisz maksymalnie trzy wyrazy.**

- 1 I'm sorry, but the emails haven't (write) \_\_\_\_\_ yet.
- 2 (she / tell) \_\_\_\_\_ to leave the classroom yesterday?
- 3 Who was the message (send) \_\_\_\_\_ ?
- 4 Don't worry! The present (wrap) \_\_\_\_\_ in a moment by the shop assistant.
- 5 There is a tandem in our garage, but it (not use) \_\_\_\_\_ very often.

4 **Przetłumacz na język angielski fragmenty podane w nawiasach tak, aby otrzymać logiczne i gramatycznie poprawne zdania. W każdą lukę wpisz maksymalnie trzy wyrazy.**

- 1 (Czy dodaje się jajka) \_\_\_\_\_ to these milkshakes?
- 2 I've checked other stores, but the game you're looking for (została wyprzedana) \_\_\_\_\_ .
- 3 Will (jakaś zniżka zostanie) \_\_\_\_\_ given to regular customers?
- 4 I'm afraid the computer monitor won't (zostanie dostarczony) \_\_\_\_\_ by the end of the week.
- 5 These photos (zostały zrobione) \_\_\_\_\_ with my old camera three years ago.

5 **Uzupełnij zdania własnymi pomysłami.**

- 1 \_\_\_\_\_ is made of \_\_\_\_\_ .
- 2 \_\_\_\_\_ has recently been fixed.
- 3 Hopefully, \_\_\_\_\_ will be chosen the best \_\_\_\_\_ .
- 4 Last month, I was offered \_\_\_\_\_ .

1 **Uzupełnij tekst. W każdą lukę wpisz jeden wyraz tak, aby powstał spójny i logiczny tekst.**

Mary,  
 I'm surprised to hear that you enjoy shopping so much because I truly hate it! I <sup>1</sup> \_\_\_\_\_ that it's a way of spending time with your friends, but in my <sup>2</sup> \_\_\_\_\_ , it's better to hang out somewhere else than at a shopping mall. <sup>3</sup> \_\_\_\_\_ speaking, I'd rather go to the cinema or to a park with my mates. To be <sup>4</sup> \_\_\_\_\_ , I avoid shops at all cost and buy anything that I can online. One <sup>5</sup> \_\_\_\_\_ for this is that I feel like going from one shop to another is a waste of time. I feel this <sup>6</sup> \_\_\_\_\_ because whenever I go to a shopping centre, I spend the entire day there, very often without buying anything. Perhaps you're more lucky.  
 Talk to you soon,  
 Helen

5 **Wyraż swoją opinię na każdy temat i uzasadnij ją, używając wyrażen z ramki Phrase Box ze str. 64 w podręczniku.**

- 1 Shops opening on Sundays.  
 \_\_\_\_\_  
 \_\_\_\_\_  
 \_\_\_\_\_
- 2 Teenagers having a credit card.  
 \_\_\_\_\_  
 \_\_\_\_\_  
 \_\_\_\_\_
- 3 Buying second-hand goods.  
 \_\_\_\_\_  
 \_\_\_\_\_  
 \_\_\_\_\_
- 4 Shopping online.  
 \_\_\_\_\_  
 \_\_\_\_\_  
 \_\_\_\_\_

- 1 **Uzupełnij ogłoszenia. Pierwsze litery brakujących wyrazów zostały podane.**

Attention all <sup>1</sup>**p**\_\_\_\_\_! The train from Bristol will arrive 15 minutes late. We are sorry for the <sup>2</sup>**d**\_\_\_\_\_.

Make sure that you carry your <sup>3</sup>**L**\_\_\_\_\_ with you at all times. Otherwise, it will be taken to the lost property office.

Everyone travelling to Vienna, please go to gate number 13, which is <sup>4</sup>**o**\_\_\_\_\_ the duty-free shop.

I'd like to remind you that you have to fasten your <sup>5</sup>**s**\_\_\_\_\_ at all times when you are in your seat.

- 2 **Uzupełnij zdania przymiotnikami z zad. 2. ze str. 66. w podręczniku. Wyraź swoją opinię i dodaj jedno zdanie, aby ją rozwinąć.**

- Travelling in a hot-air balloon is \_\_\_\_\_.  
I \_\_\_\_\_.
- It's \_\_\_\_\_ to ride a bike to school.  
I \_\_\_\_\_.
- A beach holiday is \_\_\_\_\_.  
I \_\_\_\_\_.
- It might be \_\_\_\_\_ to go on a camping holiday. I \_\_\_\_\_.

- 3 **Uzupełnij dialog, wpisując w każdą lukę brakujący fragment wypowiedzi. Wykorzystaj wyrazy podane w nawiasach, ale nie zmieniaj ich formy.**

X: Excuse me, how <sup>1</sup>(get) \_\_\_\_\_ to the nearest cash machine?

Y: Oh, that's easy. First, <sup>2</sup>(straight) \_\_\_\_\_ on for about 5 minutes, <sup>3</sup>(go) \_\_\_\_\_ the book shop and the supermarket. Then <sup>4</sup>(left) \_\_\_\_\_ at the end of the road. The cash machine is <sup>5</sup>(round) \_\_\_\_\_ corner.

X: Thank you! And what is <sup>6</sup>(best) \_\_\_\_\_ the bus stop?

- 4 **Uzupełnij opis ilustracji. W każdą lukę wpisz jeden wyraz tak, aby powstał spójny i logiczny tekst, zgodny z ilustracją.**



This is a photo from my last holiday. We were spending the summer on a <sup>1</sup>\_\_\_\_\_ in Spain. It was a very sunny day – as you can see, we are both wearing <sup>2</sup>\_\_\_\_\_. My mum is putting some sun cream on my <sup>3</sup>\_\_\_\_\_ because sunbathing without any protection is dangerous for your skin.

- 5 **Napisz cztery zdania o zwyczajach wakacyjnych w twojej rodzinie, używając co najmniej pięciu z podanych wyrazów w niezmienionej formie.**

hiking      guest house      water sports  
book      journey      souvenirs  
activity      galleries      tickets      plane

---

---

---

---

---

---

---

---

---

---




1 Uzpełnij luki wadami i zaletami każdego środka transportu.

- 1 I think taking a taxi to school \_\_\_\_\_ because \_\_\_\_\_. On the other hand, \_\_\_\_\_.
- 2 While getting around a city by bus \_\_\_\_\_, it might also \_\_\_\_\_.
- 3 On the one hand, walking can be \_\_\_\_\_. However, \_\_\_\_\_.

2 Przeczytaj tekst do zad. 2. ze str. 68. w podręczniku i uzupełnij jego streszczenie.

The text is <sup>1</sup> \_\_\_\_\_ in Manchester. It informs the reader how <sup>2</sup> \_\_\_\_\_ the city by different means of transport, such as <sup>3</sup> \_\_\_\_\_ or <sup>4</sup> \_\_\_\_\_. The article also recommends a <sup>5</sup> \_\_\_\_\_ which helps to <sup>6</sup> \_\_\_\_\_.

3  Przeczytaj teksty ze str. 68. w podręczniku i uzupełnij luki w czacie zgodnie z ich treścią. Luki należy uzupełnić w języku polskim.

**Tomek:**  
Cześć Kuba. Nadal wybierasz się do Manchesteru w przyszłym miesiącu?

**Kuba:**  
Tak, wyjeżdżam za trzy tygodnie. Dlaczego pytasz?

**Tomek:**  
Wczoraj znalazłem artykuł o środkach transportu w tym mieście. Autor polecał stronę internetową, która informuje o <sup>1</sup> \_\_\_\_\_ i <sup>2</sup> \_\_\_\_\_, które utrudniają poruszanie się po mieście.

**Kuba:**  
Dzięki, zajrzę tam, jak podeślesz mi link. Ja z kolei widziałem stronę, która pomoże zaplanować trasę, jeżeli podróżujesz <sup>3</sup> \_\_\_\_\_ po centrum oraz do <sup>4</sup> \_\_\_\_\_. Jednak rodzice mówią, że będziemy jeździć rowerami.


**Tomek:**  
To świetny pomysł! Możesz <sup>5</sup> \_\_\_\_\_, przez którą wypożyczysz rower miejski. Pół godziny przejażdżki dla waszej trójki to tylko pół funta. I jest to wygodne – rower możesz zostawić <sup>6</sup> \_\_\_\_\_.

**Kuba:**  
Dzięki, na pewno to sprawdzę.

1 Sally, twoja koleżanka z Walii, ma problem. Udziel jej trzech rad.

I didn't bring my best friend any souvenir from holidays, and she always brings me something. She says it's OK, but I can see she is angry. She hasn't talked to me for three days now. What's your advice?


- 1 I think \_\_\_\_\_
- 2 Also, it might \_\_\_\_\_
- 3 Perhaps \_\_\_\_\_

2  Uzupełnij dialogi, wpisując w każdą lukę brakujący fragment wypowiedzi. Wykorzystaj wyrazy podane w nawiasach, ale nie zmieniaj ich formy.

- 1 X: I don't want to go on a school trip. What (think / should) \_\_\_\_\_ do about it?  
Y: Perhaps (tell / parents) \_\_\_\_\_ you don't want to go.
- 2 X: I've lost a CD which I borrowed from Mike. What do you advise me to do?  
Y: If I (be / tell) \_\_\_\_\_ him the truth.
- 3 X: Mike has invited me to the cinema, but I don't want to go. Do you (accept) \_\_\_\_\_ the invitation anyway?  
Y: Are you nuts? If you don't want to go, then don't!
- 4 X: What do you suggest I should do about the lost suitcase?  
Y: It might be (look in) \_\_\_\_\_ the lost property office.

3 Napisz dwie prośby o radę związane z podanymi sytuacjami, a następnie dopisz odpowiedź do każdej z nich.

- 1 Going on a youth camp for the first time.  
\_\_\_\_\_  
\_\_\_\_\_
- 2 Paying extra for a first-class train seat.  
\_\_\_\_\_  
\_\_\_\_\_

- 1   **Posłuchaj nagrania 26 do zad. 3. ze str. 70. w podręczniku i odpowiedz na pytania.**


## Text 1

- 1 What does the poster need to present?  
\_\_\_\_\_
- 2 Which two buildings do Paul and Rosa decide to put on their poster?  
\_\_\_\_\_
- 3 According to Paul, which two personality features of Poles should the poster show?  
\_\_\_\_\_

## Text 2

- 4 What does John think about public transport in Poland?  
\_\_\_\_\_
- 5 Why did he find it easy to communicate with Polish people?  
\_\_\_\_\_
- 6 What surprised John about the way people looked?  
\_\_\_\_\_

- 2  **Posłuchaj ponownie nagrania 26 i uzupełnij luki w tekście.**

<  **New message**

Mark,  
Remember when we talked about going to Warsaw for a weekend? Well, I've just listened to an interview with a guy who has recently  
1 \_\_\_\_\_. On the whole, he said that the holiday was great. He didn't expect many things, for example clean and modern  
2 \_\_\_\_\_ or 3 \_\_\_\_\_ of cafes and places for young people. He also said a lot of people can 4 \_\_\_\_\_, so we don't need to worry about not knowing Polish.  
So ... When shall we go?  
Let me know,  
Bob

- 1 **Uzupełnij zdania odpowiednią formą *should*, *must* lub *have to* oraz czasownikami z ramki.**

say arrive touch tidy come

- 1 You \_\_\_\_\_ this button – it's dangerous.
- 2 Brian invited me to his grandma's house for holiday. What \_\_\_\_\_ I \_\_\_\_\_?
- 3 What time \_\_\_\_\_ you \_\_\_\_\_ home when you were 10?
- 4 'You \_\_\_\_\_ your room once a week,' said Mum.
- 5 The train \_\_\_\_\_ in no more than ten minutes.

- 2 **Przepisz zdania, poprawiając błędne zaimki.**

- 1 Last summer, I met a guy which had climbed Mount Everest.  
\_\_\_\_\_
- 2 Mallorca is one of the most beautiful places where I've visited.  
\_\_\_\_\_
- 3 Do you remember the day which you arrived at Wellington?  
\_\_\_\_\_
- 4 I'd like to talk to the student which essay won the story-telling competition.  
\_\_\_\_\_
- 5 We decided to rent the house where we could afford.  
\_\_\_\_\_

3 Wykorzystując wyrazy podane drukowanymi literami, uzupełnij zdania z luką tak, aby zachować znaczenie zdania wyjściowego. W każdej lukę wpisz maksymalnie trzy wyrazy.

- 1 You aren't allowed to enter this room. **MUST**  
You \_\_\_\_\_ this room.
- 2 When the plane was starting, I was really scared. **OFF**  
When the plane \_\_\_\_\_, I was really scared.
- 3 Is it necessary to go on that trip? **DO**  
\_\_\_\_\_ to go on that trip?
- 4 Call me when you're on the train. **GET**  
Call me when you \_\_\_\_\_ train.
- 5 What advice can you give me? **DO**  
What \_\_\_\_\_ ?

4 Uzupełnij zdania, wykorzystując wyrazy podane w nawiasach w odpowiedniej formie. Nie zmieniaj kolejności podanych wyrazów, natomiast – jeśli to konieczne – dodaj inne wyrazy. W każdą lukę wpisz maksymalnie trzy wyrazy.

- 1 Can you tell me at which bus stop I have (get) \_\_\_\_\_ ?
- 2 Is it true that Molly (have / wake) \_\_\_\_\_ up at 5:30 every day?
- 3 We (must / be) \_\_\_\_\_ late for bus or we'll miss the train.
- 4 What time do we need to be at the airport in order (check) \_\_\_\_\_ ?
- 5 Remember when I told you about a boy (dad / be) \_\_\_\_\_ a pilot? That's the guy.

5 Wybierz jedno zagadnienie z zad. 6. ze str. 71. w podręczniku i napisz o nim 2–3 zdania.

\_\_\_\_\_

\_\_\_\_\_

\_\_\_\_\_

\_\_\_\_\_

1 Uzupełnij luki w liście Roberta do Petera przymiotnikami z zad. 3. ze str. 72. w podręczniku.

Peter,  
I'm spending my holidays at my aunt's summer house. It's situated by a <sup>1</sup>\_\_\_\_\_ lake in the north-east of Poland. Everything here is <sup>2</sup>\_\_\_\_\_. The rooms are <sup>3</sup>\_\_\_\_\_, and the view from my window is <sup>4</sup>\_\_\_\_\_. The atmosphere is very <sup>5</sup>\_\_\_\_\_ - everybody does what they want. I'm having a <sup>6</sup>\_\_\_\_\_ time. And I have a thought - how about visiting me here? You could come for a few days and explore this <sup>7</sup>\_\_\_\_\_ place with me. What do you think?  
Robert

2 Uzupełnij odpowiedź Petera na list od Roberta, używając wyrazów z ramki Phrase Box ze str. 72. w podręczniku. W każdą lukę wpisz dwa wyrazy. Luki należy uzupełnić w języku angielskim.

Robert,  
That sounds great! I would really like to visit you. <sup>1</sup>\_\_\_\_\_ swim in the lake and see the neighbourhood together. <sup>2</sup>\_\_\_\_\_ choose the date? I was thinking about the first weekend of August. Will you still be there? <sup>3</sup>\_\_\_\_\_ making some initial arrangements? I can check out the trains and book tickets. First, however, <sup>4</sup>\_\_\_\_\_ we ask your aunt for permission. So let me know what she says.  
Peter



**1** Uzupełnij luki w zdaniach. Pierwsze litery brakujących wyrazów zostały podane.

- 1 It's enough to read the h\_\_\_\_\_ to know what the article is about.
- 2 The p\_\_\_\_\_ of the film was exciting and everything happened very quickly.
- 3 When was the last time you attended a circus p\_\_\_\_\_ ?
- 4 I've just watched an interesting d\_\_\_\_\_ about how the Second World War started.
- 5 Who is going to be the l\_\_\_\_\_ actor in the play?


**2** Odpowiedz na pytania.

**What do you call:**

- 1 a person who makes clothes and decides what will be trendy? \_\_\_\_\_
- 2 a film about space and robots in the future? \_\_\_\_\_
- 3 music written by such composers as Mozart or Chopin? \_\_\_\_\_
- 4 a person who plays an instrument professionally? \_\_\_\_\_
- 5 famous people in show business? \_\_\_\_\_
- 6 the people who watch a play in a theatre? \_\_\_\_\_

**3** Uzupełnij luki informacjami o swojej ulubionej książce i filmie.

- 1 My favourite book is \_\_\_\_\_ .  
It's written by \_\_\_\_\_ . It's about \_\_\_\_\_ .  
I like it so much because \_\_\_\_\_ .
- 2 The best film I've seen is \_\_\_\_\_ . It stars \_\_\_\_\_ , who plays a/an \_\_\_\_\_ . The film is my favourite because \_\_\_\_\_ .

**4**  Przeczytaj tekst. Spośród wyrazów podanych w ramce wybierz te, które poprawnie uzupełniają luki 1-3. Wpisz odpowiednią literę (A-F) obok numeru każdej luki. Uwaga! Trzy wyrazy zostały podane dodatkowo.

- |          |       |           |
|----------|-------|-----------|
| A tunes  | B put | C perform |
| D tricks | E act | F shows   |

<  New message


Seth,  
Do you want to join an art club with me? I've just found an advert for an Art Centre and some new courses are opening next month. They have a drama club, where we can <sup>1</sup> \_\_\_ on a play and I'd really like to try this. Also, there is a music club where you can learn to compose your own <sup>2</sup> \_\_\_. Unfortunately, there is no longer circus club teaching basic magic <sup>3</sup> \_\_\_. Would you be interested?  
Let me know,  
Luke

**5** Uzupełnij pytania i udziel na nie odpowiedzi.

- 1 Have you ever s\_\_\_\_\_ to any YouTube channels? If yes, which ones? If not, why? \_\_\_\_\_
- 2 What do you usually p\_\_\_\_\_ on social media sites? \_\_\_\_\_
- 3 What is the most amazing w\_\_\_\_\_ of art you've ever seen? \_\_\_\_\_

1 Odpowiedz na pytania zgodnie z treścią tekstu 1. na str. 78. w podręczniku.

- 1 What gave Murray the idea to open a toy museum?  
\_\_\_\_\_
- 2 Name two things you can find out in the museum.  
\_\_\_\_\_
- 3 What objects does the museum have more than enough of?  
\_\_\_\_\_

2  **Uzupełnij luki w czacie zgodnie z treścią tekstów ze str. 78. w podręczniku. Luki należy uzupełnić w języku angielskim.**

Rob, my cousins are coming for a week. Where should I take them?

The Museum of Childhood. They display various toys, such as <sup>1</sup> \_\_\_\_\_, <sup>2</sup> \_\_\_\_\_ and <sup>3</sup> \_\_\_\_\_.

Sounds cool. One of my little cousins is interested in history so he should enjoy this place.

For sure! There is a special collection of things connected with <sup>4</sup> \_\_\_\_\_. And if your cousins want souvenirs, they can buy some <sup>5</sup> \_\_\_\_\_ in the museum shop.

You're right - they are going to love it. It's a great place for children.

I know! By the way, the guy who founded it <sup>6</sup> \_\_\_\_\_ children at all!

3 **Uzupełnij tekst. Jeżeli to konieczne, wyszukaj odpowiednie informacje w Internecie.**

The best museum I've visited is \_\_\_\_\_ . It's located in \_\_\_\_\_ and I was there with \_\_\_\_\_ .


The exhibits that you can find there are \_\_\_\_\_ .

Other facilities in the museum include \_\_\_\_\_ . I liked it because \_\_\_\_\_ .

Luckily / Unfortunately, the admission fee was \_\_\_\_\_ .


1 **Wyobraź sobie, że kolega zwraca się do ciebie z następującymi prośbami. Napisz, jak zareagujesz.**

- 1 Could I read your homework before I do mine? \_\_\_\_\_
- 2 May I use your phone to check my Facebook account? \_\_\_\_\_
- 3 Do you mind if I play some classical music? \_\_\_\_\_
- 4 Take me to the concert with you, will you? \_\_\_\_\_

2  **Uzupełnij dialogi, wpisując w każdą lukę brakujący fragment wypowiedzi. Wykorzystaj wyrazy podane w nawiasach, ale nie zmieniaj ich formy.**

- 1 (may) \_\_\_\_\_ the window?  
Sure thing! It's way too hot in here.
- 2 How about lending me some cash? (joke) \_\_\_\_\_ ?  
I'm completely broke!
- 3 Could I borrow these CDs? (go) \_\_\_\_\_ . Just bring them back on Friday.
- 4 Do you think I could call you in the evening?  
Sorry, that (possible) \_\_\_\_\_ .  
I'm going to a concert tonight.
- 5 X: (mind) \_\_\_\_\_ if I drop you at the bus stop?  
Y: Not at all - my house is just round the corner.

- 1  Postępuj nagrania 29 do zad. 2. ze str. 80. w podręczniku i uzupełnij luki w tekście.



<  New message

Tomek,

Idziemy w <sup>1</sup> \_\_\_\_\_ na jarmark historyczny? Będzie dużo atrakcji – pokazy żonglerki i magii, koncerty. Będzie też można <sup>2</sup> \_\_\_\_\_ wyroby rzemieślnicze. A po południu możemy obejrzeć <sup>3</sup> \_\_\_\_\_ .

Z legitymacją szkolną za bilety zapłacimy tylko <sup>4</sup> \_\_\_\_\_ normalnej ceny.

Co Ty na to?

- 2   Postępuj nagrania 30 do zad. 5. ze str. 80. w podręczniku i uzupełnij luki w zdaniach.

Speaker 1

- 1 During the last performance the girl didn't \_\_\_\_\_ his lines.

Speaker 2


- 2 The boy could perform on stage, because the lead actor \_\_\_\_\_ .

Speaker 3

- 3 The boy doesn't \_\_\_\_\_ with one of the other actors in the cast.

Speaker 4

- 4 The girl isn't \_\_\_\_\_ her acting on the opening night.

- 3  Zakreśl odpowiednie wyrazy tak, aby zdania wyrażały twoje preferencje. Następnie dokończ zdania, podając dodatkowe informacje.


- 1 I *would* / *wouldn't* like to go to the theatre more often than now, because \_\_\_\_\_ .
- 2 I *would* / *wouldn't* like to get a role in a school play, because \_\_\_\_\_ .

- 1 Wpisz czasowniki podane w nawiasach w odpowiedniej formie.


- 1 It's Suzie's birthday next month. If you (**buy**) \_\_\_\_\_ her circus tickets, she (**be**) \_\_\_\_\_ thrilled.
- 2 If we (**receive**) \_\_\_\_\_ more pocket money, we (**go**) \_\_\_\_\_ to the cinema every week, and now we can only do it once a month.
- 3 When an actor (**get**) \_\_\_\_\_ an Oscar, he immediately (**become**) \_\_\_\_\_ extremely popular.
- 4 John (**call**) \_\_\_\_\_ you after he (**finish**) \_\_\_\_\_ his after-school activities.
- 5 My parents (**go**) \_\_\_\_\_ to the theatre more often if they (**not have**) \_\_\_\_\_ to work so much.
- 6 I (**open**) \_\_\_\_\_ the window before I (**leave**) \_\_\_\_\_ , OK?

- 2 Dokończ zdania własnymi pomysłami.

- 1 If I could spend a day with a famous actor, \_\_\_\_\_
- 2 I'll go to an outdoor concert when I \_\_\_\_\_
- 3 I'd be excited if my \_\_\_\_\_
- 4 As soon as I pass the final exam, I'll \_\_\_\_\_
- 5 I'd read more books if \_\_\_\_\_

- 3  Przetłumacz na język angielski fragmenty podane w nawiasach tak, aby otrzymać logiczne i gramatycznie poprawne zdania. W każdą lukę wpisz maksymalnie trzy wyrazy.

- 1 If (**będę spóźniony**) \_\_\_\_\_ , I won't see the beginning of the film.
- 2 We will let you know about the results (**jak tylko**) \_\_\_\_\_ we know them.
- 3 I (**będę rozczarowany**) \_\_\_\_\_ if she doesn't come to my party.
- 4 I won't tell anyone the news (**dopóki nie będę**) \_\_\_\_\_ sure.

- 4  Wykorzystując wyrazy podane drukowanymi literami, uzupełnij zdania z luką tak, aby zachować znaczenie zdania wyjściowego. W każda lukę wpisz maksymalnie trzy wyrazy.

- The moment she comes back, I'll leave. **SHE**  
I'll leave as soon \_\_\_\_\_ back.
- I can't play basketball, because I'm not tall. **IF**  
I could play basketball \_\_\_\_\_ taller.
- Teenagers are tired without eight hours of sleep. **NOT**  
If teenagers \_\_\_\_\_ at least eight hours, they are tired.
- Imagine you became the lead actor - what then? **YOU**  
What \_\_\_\_\_ do if you became the lead actor?
- We won't go outside in the rain. **IT**  
We won't go outside \_\_\_\_\_.



- 5 Zakreśl odpowiednie przymiotniki i dokończ zdania.

- I'm always *depressed* / *depressing* when \_\_\_\_\_.
- The last *fascinated* / *fascinating* book that I read was \_\_\_\_\_.
- An exhibition I was truly *interested* / *interesting* in was \_\_\_\_\_.
- I found the film called \_\_\_\_\_ pretty *shocked* / *shocking*.
- As a child I was really *inspiring* / *inspired* by \_\_\_\_\_.

- 1 Uzupełnij tekst, używając wyrażeń z ramki Phrase Box ze str. 82. w podręczniku.

< ✉ New message

Magda,

I <sup>1</sup> \_\_\_\_\_ about Polish traditions. One of my classmates has invited me to his older sister's birthday party. His family comes from Poland so I thought I should know something about Polish culture. Do you have any special birthday traditions in Poland? Also, <sup>2</sup> \_\_\_\_\_ I should buy for a present? And what <sup>3</sup> \_\_\_\_\_ about getting her some flowers? Is it a good idea?

Help me, please.

Jessica

- 2 Uzupełnij e-mail trzema sugestiami dla Jessiki, używając wyrażeń z ramki Phrase Box na str. 82. w podręczniku.

Jessica,  
Here's what you should do.

---

---

---

---

---

---

---

---

---

---

---

---

---

---

---

---

---

---

---

---

---

---

---

---

I hope my advice is useful. Have fun at the party!  
M.