



# 4 My clothes

## Lesson 1



Follow the footprints.




Listen and say the chant.

Everybody put on your coat  
Put on your coat  
Put on your coat  
Everybody put on your coat  
Just like me!

Put on your shoes ...  
Put on your gloves ...



Look, match and say.




A t-shirt.

## Lesson 2



Listen and act out the story.

### The giant



Follow the footprints!  
Find a house of food!



## Lesson 3



Play a game.

I've got a purple t-shirt!



I've got a purple t-shirt, too!



Make and play with the picture cards. (Activity Book page 85)

I've got a shirt!



I've got trousers!

I've got a coat!



I've got a coat, too. Snap!

## Lesson 4



Listen and say the chant.



Is this your hat?  
Is this your hat?  
Are these your shoes?  
Are these your shoes?

No, it isn't. My hat is new.  
Yes, it is. Thank you.  
No, they aren't. My shoes are blue.  
Yes, they are. Thank you!



Look, ask and answer.

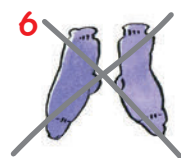



Is this your hat?

Are these your gloves?

Yes, it is!

No, they aren't!



Listen, circle and say.

**Frodo's  
word fun**



Is this your ... ? Yes, it is. / No, it isn't.  
Are these your ... ? Yes, they are. / No, they aren't.

What do we use to make clothes?

## Lesson 5



**Read, circle and listen.**



Cotton is from the cotton plant.  
Cotton is cool.  
Jeans, tracksuits and t-shirts are cotton.



Wool is from sheep.  
Wool is warm.  
Jumpers, coats and gloves are wool.

1



This t-shirt is

cotton.  
wool.

2



These gloves are

cotton.  
wool.

3



These jeans are

cotton.  
wool.

4



This jumper is

cotton.  
wool.



**Listen and play a game.**

These socks are cotton!



# the world around you!

## Lesson 6



Play a game.

Is this wool or cotton?

Yes!

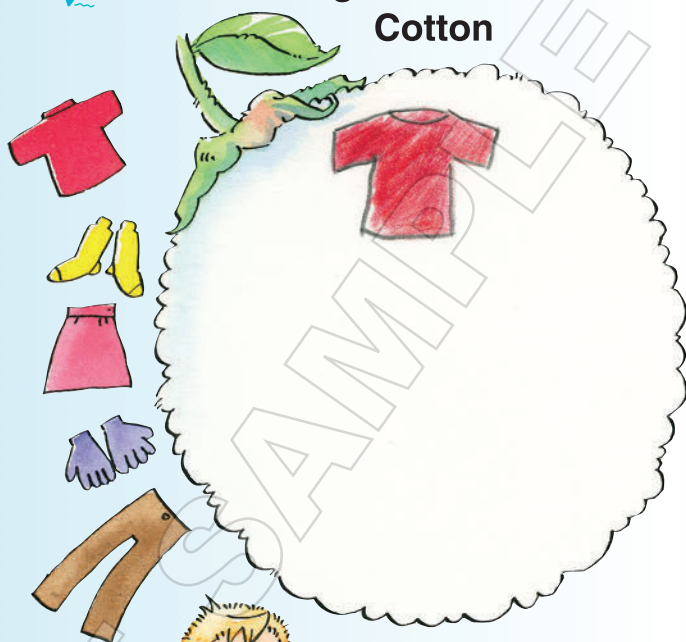
It's wool!

Science

Draw and say.

Cotton

Wool



I've got a cotton t-shirt!

I've got a wool jumper!

# Culture corner

## Lesson 7



**Listen and say the rhyme.**

Diddle, diddle, dumpling  
My friend John  
Goes to bed with his trousers on  
One shoe off and one shoe on  
Diddle, diddle, dumpling  
My friend John!

Remember!  
Take care of  
your clothes!



**Play Mr Crocodile!**

Can I cross the  
river, Mr Crocodile?

Yes ... if you've  
got red shoes!




## Lesson 8



Listen and put on the stickers. Write the words.

shirt gloves dress shoes t-shirt ~~coat~~ trousers skirt socks jumper



Look, write and say.

gloves socks trousers ~~coat~~ jumper t-shirt



1 Is this your coat?  
Yes, it is.



2 Are these your \_\_\_\_\_?  
Yes, they are.



3 Is this your \_\_\_\_\_?  
No, it isn't.



4 Are these your \_\_\_\_\_?  
No, they aren't.



5 I've got cotton \_\_\_\_\_.



6 I've got a wool \_\_\_\_\_.

# 5 Food I like

## Lesson 1



Follow the footprints.



Listen and sing the song.

Chicken, pizza, salad, too  
Delicious for me, delicious for you!  
Apples, bananas, yogurt, too  
Delicious for me, delicious for you!  
Chocolate and ice cream, too  
Delicious for me, delicious for you!



Find, colour and say.




Banana!

## Lesson 2



Listen and act out the story.




## Lesson 3



Listen and tick (✓) or cross (X).

✓ = like    X = don't like


1



2




3




4



5



6



Make and play with the *My Little Food Book*. (Activity Book page 87)

I like ice cream!

I don't like ice cream!

I like pizza.

I like pizza, too!

## Lesson 4



Listen and say the chant.






Do you like yogurt? Yes, I do.  
Do you like ice cream? Yes, I do.  
Do you like bananas? Yes, I do.  
Yes, yes, yes! Yes, yes, yes!

Do you like yogurt? No, I don't.  
Do you like ice cream? No, I don't.  
Do you like bananas? No, I don't.  
No, no, no! No, no, no!



Tick (✓) or cross (X), ask and answer.

✓ = like X = don't like

				
	✓	X	X	✓
Me				
My friend				

Do you like chicken?

Do you like chips?



Yes, I do!

No, I don't!



Listen and say.

**Frodo's  
word fun**



I like **cheeky Charlie's chocolate chips**.  
Do you like **cheeky Charlie's chocolate chips**?

Is all food good for you?

## Lesson 5



**Read, tick (✓) and listen.**

Your body needs food and water.  
Some food is good for you.  
Some food isn't good for you.  
It is important to eat food that is good for you.  
It is also important to drink water.



**Is this food good for you?**

1



salad



2



hamburgers



3



chips



4



bananas



5



apples



6



sweets



7



yogurt



8



chocolate



**Play a game.**



# the world around you!

## Lesson 6

Social sciences



Listen and match

1





2



3



4



Draw and say.

Snacks I like

Good for you




I like bananas and yogurt!

I like sweets and chocolate!



# Lesson 7

## Culture corner



**Listen and say the chant.**

Water, water  
Cheese and biscuits  
Cheese and biscuits  
Apple pie  
Apple pie  
Roast beef  
Roast beef  
Soup! Soup!

Remember!  
Eat a good  
lunch every day!



**Play *Coffee and tea!***

I like coffee  
I like tea  
I like ... in with me!  
  
I don't like coffee  
I don't like tea  
I don't like ... in with me!




## Lesson 8



Listen and put on the stickers. Write the words.

hamburger chicken chips pizza ~~salad~~ ice cream chocolate apple  
banana yogurt



Look, write and say.

sweets yogurt apples pizza hamburgers ~~bananas~~



1 I like bananas.



2 I don't like \_\_\_\_\_.



3 Do you like \_\_\_\_\_?  
Yes, I do.



4 Do you like \_\_\_\_\_?  
No, I don't.



5 Are \_\_\_\_\_ good for you?  
No, they aren't.




6 Are \_\_\_\_\_ good for you?  
Yes, they are.

# 6 My toys

## Lesson 1



Follow the footprints.




Listen and sing the song.

I've got a car and a ball  
I've got a bike and a train  
I've got skates and marbles  
I've got a robot and a plane!

I've got a car and a ball  
I've got a bike and a train  
I've got skates and marbles  
I've got a doll and a computer game!



Match, draw and say.



It's a car.



## Lesson 2



Listen and act out the story.

## The genie of the lamp

**1** Oh, dear! Where's Aladdin?  
I don't know!

**2** It's Aladdin!  
Where's the lamp?  
It's on the shelf!

**3** Hello. I'm Aladdin. And this is my magic lamp!  
Is it really magic?  
Oh, yes!

**4** What is your wish?  
Mm! Can I have some toys for my friends?

**5** Here's a doll ... a car ... a plane ... and a computer game!  
Wow!

**6** What is your wish?  
Can we have the next treasure clue, please?







**7** Where's the treasure clue?  
Look! It's under the table!

Follow the footprints!  
Find Goldilocks!

## Lesson 3



Listen, number and say.



Where's the lamp?



It's on the shelf!



Make and play with the picture cards. (Activity Book page 89)



No!



They're in the book!

Yes!

## Lesson 4



**Listen and say the chant.**


How many marbles are in the jar?  
 One, two, three, four, five, six, seven,  
 Eight, nine, ten, eleven, twelve,  
 Thirteen, fourteen, fifteen, sixteen,  
 Seventeen, eighteen, nineteen, twenty.  
 Twenty? That's plenty!  
 Twenty marbles in the jar!

How many balls are in the box? ...




**Ask, count and say.**


1




2



3



4



How many cars  
are in the box?



fifteen!



**Listen and say.**

**Frodo's  
word fun**



Clap the stress!  
Robot! **Marble!**

What are wheels?

## Lesson 5



Read, tick (✓) and listen.

Wheels are the shape of a circle.  
Many things have got wheels.  
Things with wheels can move.  
Some wheels are big.  
Some wheels are small.



How many toys have got wheels?



car



plane




ball



skates



doll



scooter



skateboard



teddy bear

Play a game.



# the world around you!




## Lesson 6

Science



Look, circle and count.



How many wheels can you see?




Draw and say.

Toys I've got ...

with wheels

with no wheels



I've got a scooter!

I've got a computer game!



## Lesson 7

## Culture corner



### Listen and sing the song.

The wheels on the bus go round and round  
Round and round, round and round  
The wheels on the bus go round and round  
All day long!

The driver ... goes hoot, hoot, hoot ...  
The children ... go chatter, chatter, chatter ...



Remember!  
Ssh! Try not to make a lot  
of noise when you chat!



### Play Where's the ...?




## Lesson 8



Listen and put on the stickers. Write the words.

doll ball bike ~~car~~ train marbles skates plane computer game robot



Look, write and say.


skates car ~~lamp~~ Twenty Fifteen dolls



1 Where's the lamp?  
It's on the shelf.



2 Where are the \_\_\_\_\_?  
They're in the box.



3 Where's the \_\_\_\_\_?  
It's on the table.



4 Where are the \_\_\_\_\_?  
They're under the table.



5 How many marbles are in the jar? \_\_\_\_\_.



6 How many balls are in the box? \_\_\_\_\_.