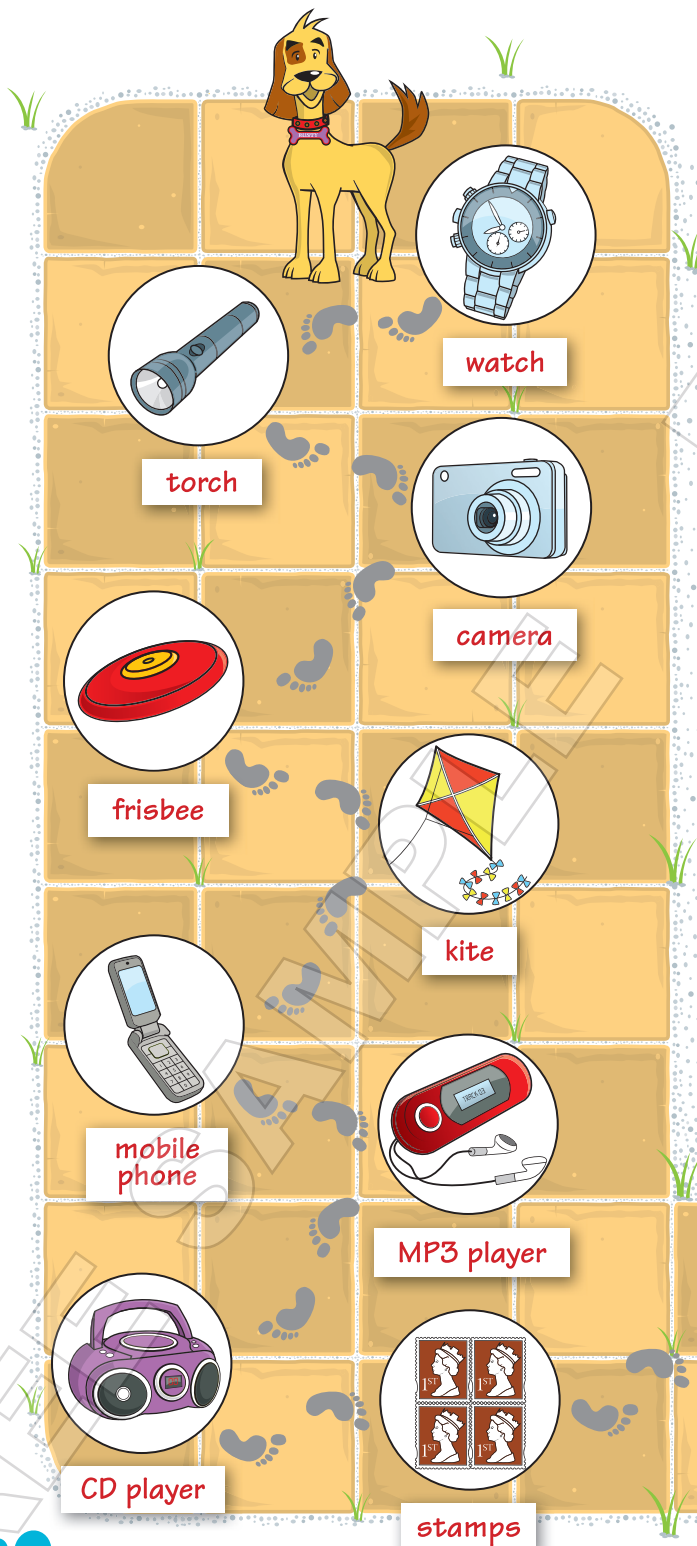


# 4 People and possessions

## Lesson 1

### 1 Follow the footprints.



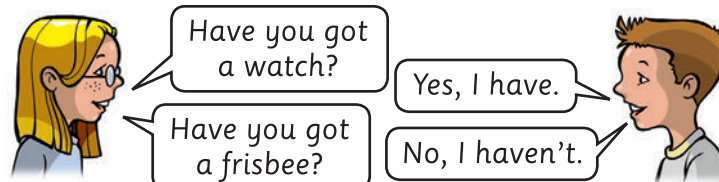
### 2 Listen and sing the song.

I've got a watch  
He's got a torch  
She's got a camera, too  
We've got a kite  
They've got a CD player  
Tell us all about you!

I've got an MP3 player  
He's got a frisbee  
She's got a stamp collection, too  
We've got postcards  
They've got stickers  
Tell us all about you!



### 3 Ask and say.



## Lesson 2



### 4 Listen and act out the story. Q's gem collection

**1** Davina and Freddie go to Q's house.

Good evening.

Welcome. How nice to see you.

**2** Q shows Davina and Freddie his gem collection.

How many gems have you got?

Ninety-nine. And with the magic emerald, a hundred. Can I see it now, please?

**3**

Whose is the magic emerald?

It's mine.

No, it isn't yours, Davina. It's ours.

**4**

Look! The magic emerald is on the table.

Let's send Rusty to get it.

Yes, good idea. Go, boy! Now!

**5**

Rusty runs into the house and takes the magic emerald.

Oh, no!

Stop that dog!

Don't worry. I can get the magic emerald.

**6**

Sit. Here's a biscuit. The magic emerald belongs to me now. Good dog. Ha, ha! Goodbye Freddie, goodbye Q ...

**7**

Oh, Rusty!

Where's Davina? Where do we look now?

Follow Davina's trail. Where does she go?

## Lesson 3

### 5 Listen and say the grammar rap.

Whose is the phone?

I don't know. Let me see.

Perhaps the phone belongs to Lee.







Hi there, Lee. Is the phone yours?







No, it isn't mine. I think it's Jill's.

No, it isn't hers. It's his. It's Will's.



### 6 Look, ask and say.

1  2  3  4  5  6 

Whose is the camera?  
It's Sam's!

### 7 Play a game.

Is the pencil yours?  
No, it isn't mine. I think it's David's.

Is the pencil yours?  
Yes, it is. Thank you.

### 8 Look and learn.

Whose	is	the phone?
	are	the stamps?
Is	the phone	Will's? hers? yours? his?
Are	the stamps	

It	belongs	to	Will.
They	belong		
It's	mine. ours. theirs. Jill's.		
They're			





## Lesson 4

### 9 Listen and find out.

Whose are the collections?  
How many have they got?



87



42



34




61

56

### 10 Play a game.

Hide and find your gem collection!



	65	76	87	98	100
19					
21					
32					
43					
54					

Have you got a gem in  
nineteen, seventy-six?



Yes, I have!

### 11 Listen and say.

Pronunciation  
gem

Say 'ss', 'zz' or 'iz'!



houses

key rings

footprints

stickers

stamps

watches

phones

torches

kites

postcards



## Lesson 5

Why do people use computers?



### 12 Read, listen and answer.

#### Computers

These days people use computers everywhere: at work, at home, on the train or in the park. Many children also use computers at school.

People use computers for different reasons. For example, at work people use computers to send emails and to write reports. At home people use computers to play games, to listen to music, to look at their photos or to watch DVDs. People also use computers to connect to the internet and chat with their friends or shop online. At school children use computers to do projects and learn different subjects such as English or science.



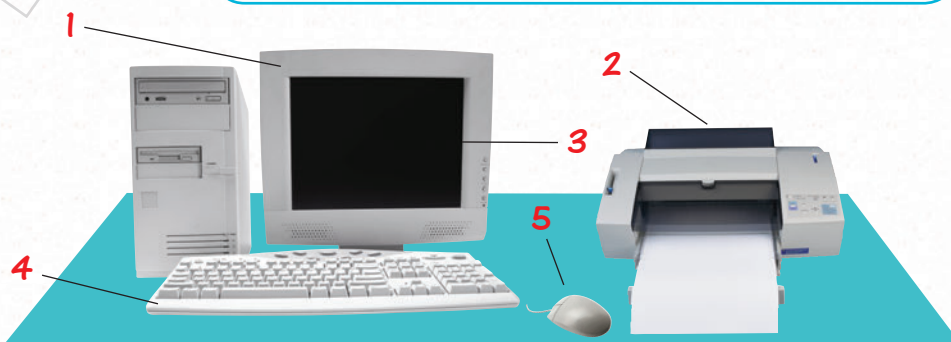
- 1 Where do people use computers?
- 2 Why do people use computers at home?
- 3 What do children use computers to do at school?

### 13 Guess, listen and say.

Can you name the parts of the computer?

mouse keyboard monitor screen printer

I think number 1 is the monitor.



### 14 Ask and say.



Where do you use a computer?

Why do you use a computer?

I use a computer at school.

I use a computer to practise English.



# Computers

## Lesson 6



ICT

### 15 Listen, read and answer.

#### How to create a document

When you use a computer to do a project at school, you need to know how to create simple documents:

- open a new document.
- give your document a title.
- save your document.

As you write your project, you can:

- use different fonts, colours and sizes.
- write in bold or italics.
- underline.
- select and copy text.
- cut and paste text.
- delete text.

When you finish your project, you need to save all the changes and close or print your document.

### 16 Play a game.



Do you use different colours when you create a document?

#### My key words

screen	keyboard
printer	copy
cut	paste
delete	save


### 17 Make and complete *My Little Fact File of Computers.* (AB p101)





# Children in Britain

## Lesson 7

18  Listen, read and answer.

**Learn about their possessions and collections!**



Oliver



Daisy



Leo



Amy

In Britain PlayStation and computer games are very popular. Many children also collect things such as stickers or picture cards from cereal packets or comics.

My brother and I have got a PlayStation. We play with our dad after dinner and at the weekends. It's brilliant. I've also got a collection of postcards of different cities in Europe. I've got twenty-five postcards.

By Amy

I haven't got a computer at home but I use my mother's laptop. I play computer games and send emails to my friends. I've also got a CD player and a stamp collection. I've got forty-nine stamps from different countries all over the world!

By Leo

I've got a sticker collection of famous British football players. I've got seventy-eight stickers. I've also got a frisbee. I play frisbee with my friends in the garden after school. It's great.

By Oliver

I've got a computer at home. I use my computer to do homework and to watch DVDs. I've also got a collection of thirty-six key rings. My favourite key ring has got a pink elephant on it.

By Daisy

1 Whose is the stamp collection?

3 How many key rings has Daisy got?

5 Who uses a laptop? Whose is it?

2 Whose is the sticker collection?

4 How many postcards has Amy got?

6 What does Daisy use a computer for?



**Remember!**

Look after your own and other people's possessions!



Do you know that every British stamp has got the Queen's head on it?

Are children's possessions similar in your country?

**J  
O  
K  
E**


When do computers sneeze?  
When they have a virus!





## Lesson 8


### 19 Listen, read and say.



Now act out your own dialogues!

### 20 Listen and do the **Footprints quiz**.

- 1 Name three possessions.
- 2 Whose is the camera?
- 3 Whose are the stickers?
- 4 Ask about the mobile phone.
- 5 Ask about the stamps.
- 6 Has Daisy got a collection? How many has she got?
- 7 Has Leo got a collection? How many has he got?
- 8 Name three parts of a computer.
- 9 Name three places where people use computers.
- 10 Say two reasons why people use computers at work.
- 11 Say two reasons why people use computers at home.
- 12 Say why you use a computer at school.
- 13 Say why you use a computer at home.
- 14 Say two things you do when you create a document.
- 15 Say two sentences about possessions you've got.
- 16 Say two sentences about a collection you've got.



# 5 A world of sport

## Lesson 1


1  Follow the footprints.

2  Listen and sing the song.


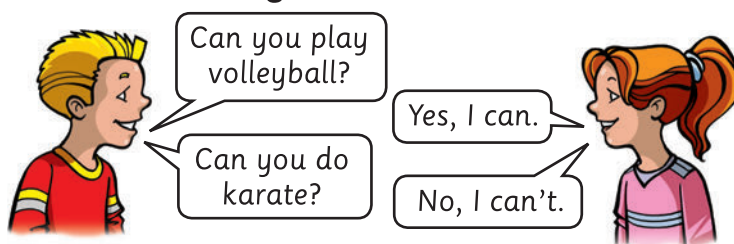
*It's a world of sport for everyone  
Sport keeps you fit and sport is fun!*

He can ski, he can sail  
They can play volleyball, too  
He can do karate, he can do judo  
And they can ride. Can you?

She can windsurf, she can play golf  
They can play baseball, too  
She can do gymnastics, she can fence  
And they can row. Can you?



3 Ask and say.





## Lesson 2

### 4 Listen and act out the story. Poison!

**1** Sam, Jack and Emily are looking for Davina at the gym.



Look! There's Davina.

What's she doing?

She's running.

**2**



And what's she doing now?

She's riding a bike.

And she's smiling!

**3**



Hey, I can see Freddie!

Where is he?

Behind the bikes! He's walking towards Davina!

**4**



What's he doing now?

He's putting something into Davina's water!

Oh, no! Poison!

**5**



Oh, dear! Davina's drinking the water.

And she's looking very sleepy.

**6**



Oh, no! Davina's falling off the bike.

And Freddie's taking something from her bag.

**7**



We can't leave Davina!

No, let's go and help her.

Look carefully at picture 6. What's Freddie taking from Davina's bag?



## Lesson 3

### 5 Listen and say the grammar rap.

What's the boy doing on channel one?

He's windsurfing in the sea – it's exciting and fun.

What's the girl doing on channel two?

She's doing gymnastics – it's amazing and cool.

What are they doing on channel three?


They're playing football – it's the channel for me!



### 6 Look, ask and say.


How many differences can you find?

1



Sue Ben Ann Liz Dan

2



Ann Liz Sue Ben Dan

What's Ann doing in picture 1?

She's running.

### 7 Play a game.



What's he doing?

I think he's skiing.



No, he isn't skiing. He's rowing!

### 8 Look and learn.


What	are	you we they	doing?	I'm He's She's We're They're	rowing. playing golf. doing judo.	I'm	not	rowing. playing golf. doing judo.
	is	he she				He She	isn't	
						We They	aren't	




## Lesson 4

### 9 Listen, count and say.

Who's fourth in the race? Who's fifth in the race?



### 10 Play a game.



### 11 Listen and say.

**Pronunciation  
gem**



Clap the stress!  
**sailing! volleyball!**





## Lesson 5

Do we need muscles?



### 12 Read, listen and answer.

#### Muscles

The human body has more than 600 muscles. Our muscles are essential for everything we do. We use our muscles to move and to do sport. We also use our muscles to lift things, to talk, to eat, to type on a computer, to smile, to frown and to blink.

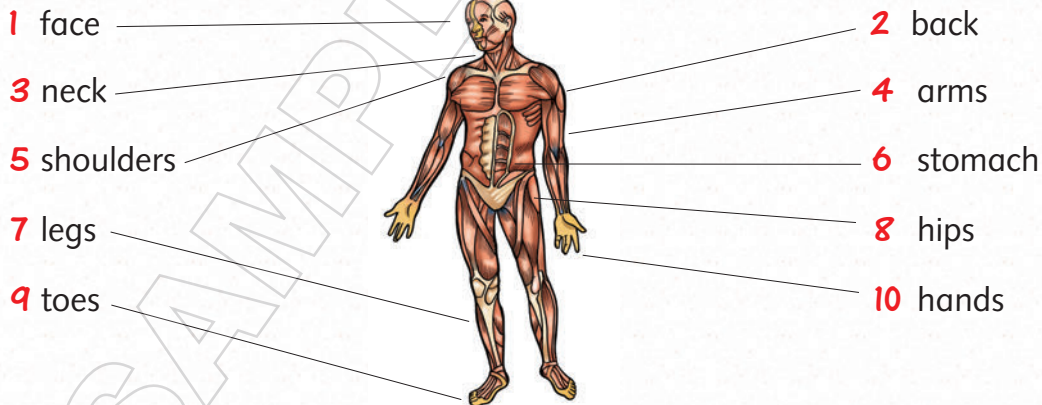
Some muscles, such as the muscles in our arms and legs, are called voluntary muscles. These muscles work when they receive a message from our brain. Other muscles, such as the muscles in our heart or intestines, are called involuntary muscles. These muscles work automatically.



- 1 How many muscles does the human body have?
- 2 What do we use our muscles for?
- 3 How are our muscles different?

### 13 Guess, listen and say.

Do you have muscles in these parts of your body?



I think I have muscles in my face.



### 14 Ask and show.



Do you have muscles in your hands?

Yes, I do. Look!





# Muscles

## Lesson 6

Science

### 15 Listen, read and answer.

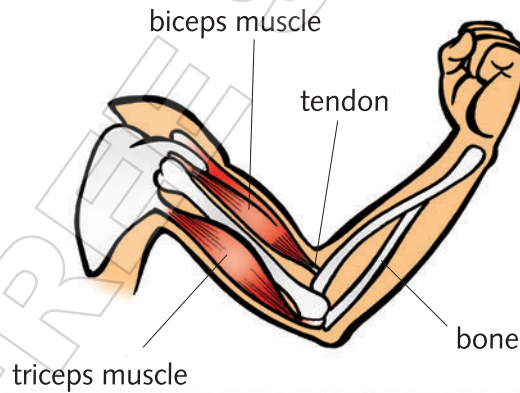
#### How do muscles work?

Muscles are made of tissue. Tendons join muscles to your bones.

Many muscles work in pairs. One muscle moves the bone in one direction. The other muscle moves the bone in the other direction.

When you bend your arm, your biceps muscle contracts and your triceps muscle relaxes. When you straighten your arm, your biceps muscle relaxes and your triceps muscle contracts.

Muscles also work in this way when you walk, kick a ball or use your fingers to pick something up.



When do you use your muscles?

### 16 Play a game.



#### My key words

muscle	(in)voluntary
brain	tissue
tendon	bone
contract	relax

### 17 Make and complete *My Little Fact File of Muscles*. (AB p103)




I use my muscles to play football and to play volleyball.



I use my muscles to do judo and to do karate.

# Children in Britain

## Lesson 7

18  Listen, read and answer.

### Learn about sports they do!

In Britain many children play football or volleyball as part of their sports lessons at school. Some children also do sports such as karate and judo at sports clubs after school.



Oliver



Daisy



Leo



Amy



This is a picture of me at a school football match. I'm standing next to Mr Ramsey, our football coach. I'm wearing a white t-shirt and red shorts. I'm kicking the ball. My dad and my sister are in the crowd. They're watching the match.

By Oliver




This is a picture of me at a pony club gymkhana. I'm wearing a black jacket and a hat. I'm riding a grey pony called Taffy. We're third. My friend, Emma is next to me. Emma is riding a brown pony called Polly. Emma and Polly are first.

By Amy



This is a picture of me at a junior rugby match. I'm wearing a muddy white t-shirt and shorts. I'm throwing the ball to another boy in my team. He's running very fast. My mum and my brother are watching the match. They're smiling and waving.

By Leo



This is a picture of me at a swimming competition. I'm standing next to the swimming pool with my friend, Sally. I'm wearing a blue swimsuit and a white cap. Sally is wearing a red swimsuit and a blue cap. We're waiting to swim in the next race.

By Daisy

- 1 Where's Amy?
- 3 What's Oliver doing?
- 5 What's Amy doing?

- 2 Where's Leo?
- 4 What's Daisy wearing?
- 6 What's Leo wearing?



Remember!  
Sport is fun and keeps you fit!

Do children do similar sports in your country?



Do you know that football, tennis, rugby, cricket and golf are all sports originally from Britain?

J  
O  
K  
E

Why is Cinderella bad at football?  
Because her coach is a pumpkin!





## Lesson 8

19  Listen, read and say.



What are you doing, **Davina**?

I'm **windsurfing**. And I can see **Q**.

What's **he** doing?

**He's sailing**.

Oh, really? What's **he** wearing?

**He's** wearing **pink shorts** and **a yellow t-shirt**. And **he's** talking to **some friends**.


What are they doing?

They're **smiling** and **looking at the sea**.

Now act out your own dialogues!

20  Listen and do the **Footprints quiz**.

- 1 Name three sports.
- 2 What's Jack doing?
- 3 What's Emily doing?
- 4 What are they doing on channel 1?
- 5 What are they doing on channel 2?
- 6 Count a line of children in your classroom: (First, second, ...)
- 7 How many muscles do we have?
- 8 What do we use our muscles for?
- 9 Name three parts of the body where you have muscles.
- 10 What are muscles made of?
- 11 What joins muscles to bones?
- 12 Name two muscles in your arms.
- 13 What's Leo doing in his picture?
- 14 What's Daisy wearing in her picture?
- 15 What's Oliver wearing in his picture?
- 16 What's Amy doing in her picture?






# 6 Feelings and health

## Lesson 1

1  Follow the footprints.



2  Listen and sing the song.


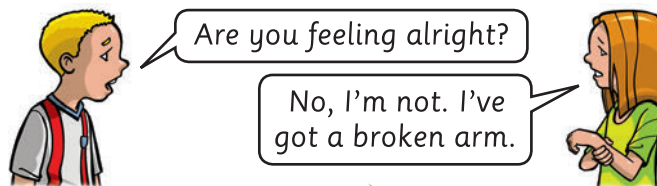
Are you feeling alright?  
No, I'm not. I'm feeling bad  
I'm feeling tired and hot  
And sleepy and sad!

I've got a headache and a tummy ache  
I've got a temperature, too  
I've got a cough and a cold  
And I think I'm getting flu!

I've got an earache and a backache  
And I've got a broken leg  
I'm feeling terrible  
And I want to go to bed!



3 Ask, mime and say.



## Lesson 2

### 4 Listen and act out the story. The gym instructor

1 Jack and Emily go and see Davina in the gym.




2 The gym instructor comes to help Davina.



3 Why don't you drink this water and lie down here?



4 Can you give me my sports bag, please?



6 Davina sleeps for an hour and the gym instructor comes back.



7 Oh, no. I can't remember Freddie's phone number... Ah-ha! I know. I can phone my number!



What's Davina's mobile phone number?  
Do the sums to find out.

4+2/6-3/4+5 5-1/7-4/2-1 9-2/3+2/6-4



## Lesson 3

### 5 Listen and say the grammar rap.

What's the matter?

I've got a toothache.

Why don't you go to the dentist?

Yes, good idea!



What's the matter?

My knee hurts.

Why don't you lie down and rest?

Yes, good idea!



What's the matter?

I've got a cut on my finger.

Why don't you put a plaster on it?

Yes, good idea!



What's the matter?

My shoulder hurts.

Why don't you go to the doctor?

Yes, good idea!



### 6 Ask, say and guess.

1



2



3



4



5



6



What's the matter?

It's picture 4!

I've got a bruise on my arm.

Yes!



### 7 Play a game.



What's the matter?

Me, too!

I've got a cut on my leg.



### 8 Look and learn.

What's	the matter?		
I've got a	headache. toothache.		
	broken	arm. leg.	
	cut bruise	on my	finger. leg.
My	shoulder	hurts.	


Why don't you	lie down and rest? take some medicine? drink some water?		
	go to		the doctor? the dentist? bed?
	put	a plaster cream	on it?



## Lesson 4

### 9 Listen and find out.

What's the matter with Jack? What's the matter with Emily? What does Sam say?



### 10 Do a role play.



What's the matter?

Why don't you lie down and rest?



My leg hurts.

Yes, good idea!

### 11 Listen and say.

**Pronunciation  
gem**



Say 'cold' or 'cough'!

doctor      box      nose  
body      shoulder      watch  
hot      toes      stop  
bone      broken      phone



## Lesson 5

What are our five senses?



### 12 Read, listen and answer.

#### Our five senses

We have five senses – sight, hearing, taste, touch and smell. Our five senses give us information about the world around us. We see with our eyes. We hear with our ears. We taste with our tongues. We touch with our skin. We smell with our noses.

Our five senses work together. They send messages to our brain to tell us about things around us. We learn best about our world when we use different senses at the same time.

- 1 Where do our senses send messages?
- 2 What do our five senses tell us about?
- 3 How do we learn best about our world?



### 13 Guess, listen and say.

What senses do you use when you ...



pick a flower?



look at a sunset?



eat a pizza?

When I pick a flower, I see the flower, I ...



stroke a dog?



watch TV?



go for a walk?



### 14 Play a game.



I use my eyes to read a book.

I use my ears to listen to music.



# Our five senses

## Lesson 6

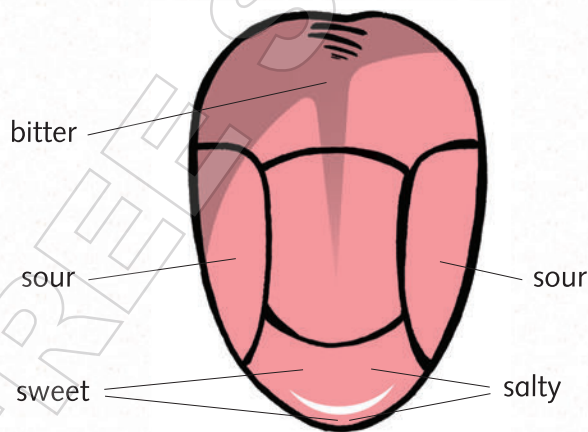


Science

### 15 Listen, read and answer.


#### Our sense of taste

We taste with our tongues. Our tongues recognise four basic tastes: sweet, salty, bitter and sour. The front part of our tongue tastes sweet things such as chocolate and salty things such as crisps. The back part of our tongue tastes bitter things such as coffee. The sides of our tongue taste sour things such as lemons. Our sense of taste works together with our senses of sight, smell and touch to identify food. If you can't see or smell what you're eating, it can be difficult to say what it is.



Is your favourite food sweet, salty, bitter or sour?

### 16 Do an experiment.



#### My key words

hear	smell
touch	taste
tongue	salty
bitter	sour


### 17 Make and complete *My Little Fact File of the Five Senses*. (AB p105)





# Children in Britain

## Lesson 7

18  Listen, read and answer.



Oliver



Daisy



Leo



Amy

**Learn about how they look after their health!**

When children in Britain are ill, they go to their family doctor. Many children also go regularly to the dentist to look after their teeth and to the optician to look after their eyes.

I go to the doctor with my mum when I've got an earache or a bad cough. The doctor is very kind. She sometimes tells me to take medicine and stay at home for a few days.  
By Daisy

I need to wear glasses to read. In the holidays I go to the optician for a check-up. The optician looks at my eyes to check that I've got the correct glasses. He sometimes tells me to get new glasses.  
By Oliver

In the holidays I go to the dentist for a check-up. The dentist is very busy and I always take a book to read in the waiting room. The dentist looks at my teeth and he sometimes cleans my teeth.  
By Leo

When I've got a tummy ache at school, I go to the school nurse. The school nurse is very nice. She gives me a glass of water and tells me to lie down and rest. If I don't get better, she phones my mum.  
By Amy

- 1 When does Daisy go to the doctor?
- 2 When does Amy go to the school nurse?
- 3 Where does Oliver go in the holidays?
- 4 Why does Leo go to the dentist?
- 5 What does the doctor sometimes tell Daisy?
- 6 What does Leo always take to the dentist?



**Remember!**

Doctors, dentists, nurses and opticians help you look after your health!

How do children look after their health in your country?



Do you know that many people in Britain take their pets to the doctor, too? A doctor who looks after pets and other animals is called a vet.

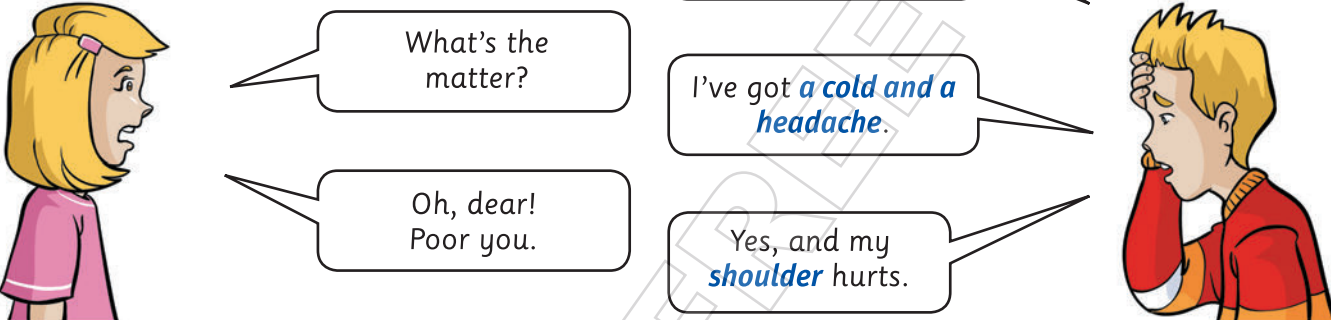
**J  
O  
K  
E**

Doctor, doctor,  
I think I'm a sheep.  
Oh, dear!  
That's baa-d!



## Lesson 8

19  Listen, read and say.



Are you feeling alright, **Jack**?

No, I'm not. I'm feeling **terrible**.

What's the matter?

I've got **a cold and a headache**.

Oh, dear! Poor you.

Yes, and my **shoulder** hurts.

Why don't you **lie down and rest for a while**?

Yes, good idea.

Now act out your own dialogues!

20  Listen and do the **Footprints quiz**.

- 1 Name three ailments.
- 2 Ask and say what's the matter.
- 3 Emily has got a toothache. Suggest what to do.
- 4 Sam's got flu. Suggest what to do.
- 5 Freddie's got a cut. Suggest what to do.
- 6 How many senses have we got?
- 7 Name our senses.
- 8 What senses do you use when you eat a pizza?
- 9 What senses do you use when you go for a walk?
- 10 What tastes can your tongue recognise?
- 11 Say the tastes you like.
- 12 Say the tastes you don't like.
- 13 When does Daisy go to the doctor?
- 14 Why does Leo go to the dentist?
- 15 Where does Oliver go in the holidays?
- 16 Who does Amy see when she's got a tummy ache?

